



CITY OF PFLUGERVILLE | TEXAS
Quarterly Investment Report
March 31, 2026

The City of Pflugerville is in compliance with the Public Funds Investment Act and the Investment Policy and Strategies.

A handwritten signature in black ink that reads "Tracy Waldron".

Tracy Waldron, Finance Director

Interest Revenue	
Quarterly Interest Income	\$5,693,853
Year-to-date Interest Income	\$12,155,518

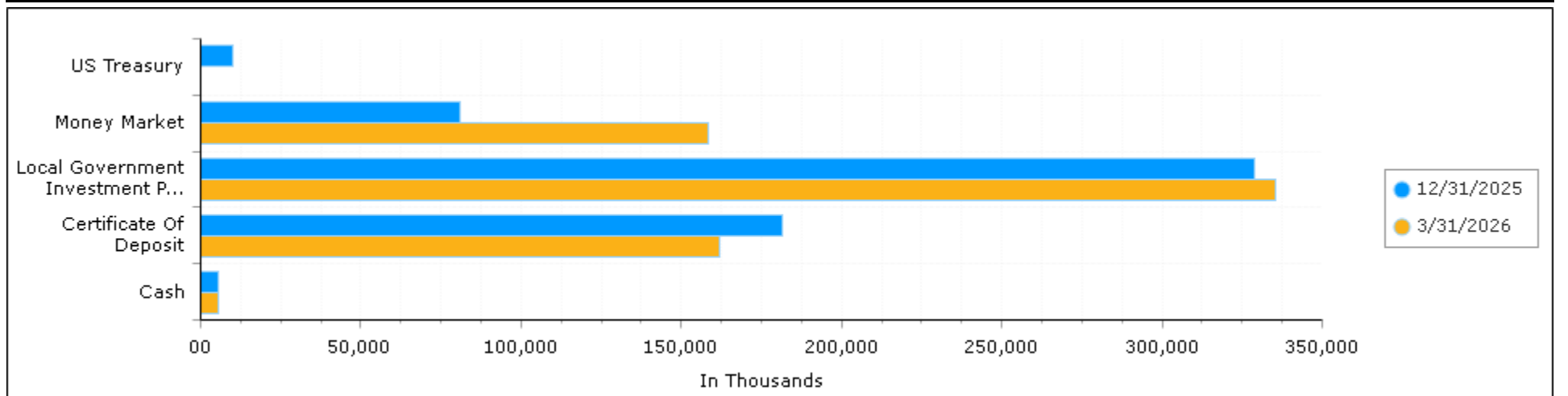
City of Pflugerville TX
Distribution by Security Sector - Market Value
 All Portfolios

Begin Date: 12/31/2025, End Date: 3/31/2026

Security Sector Allocation

Security Sector	Market Value 12/31/2025	% of Portfolio 12/31/2025	Market Value 3/31/2026	% of Portfolio 3/31/2026
Cash	5,443,887.61	0.90	5,545,931.61	0.84
Certificate Of Deposit	181,462,081.73	29.92	162,009,725.76	24.49
Local Government Investment Pool	328,716,531.92	54.19	335,429,693.67	50.70
Money Market	80,944,916.79	13.34	158,560,788.77	23.97
US Treasury	10,018,750.00	1.65	0.00	0.00
Total / Average	606,586,168.05	100.00	661,546,139.81	100.00

Portfolio Holdings



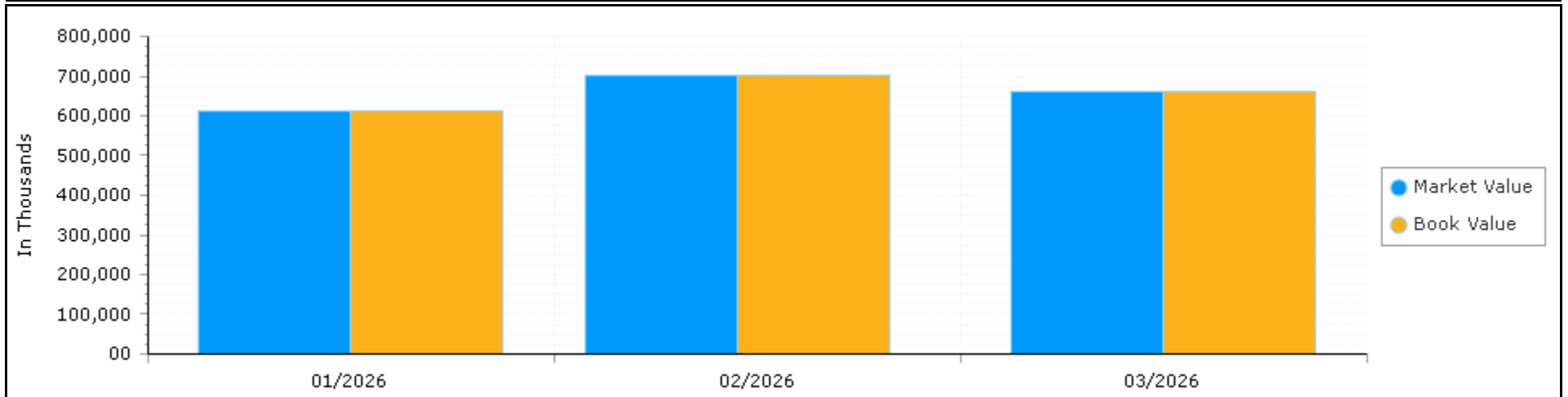


City of Pflugerville TX Portfolio Summary by Month All Portfolios

Begin Date: 1/31/2026, End Date: 3/31/2026

Month	Market Value	Book Value	Unrealized Gain/Loss	YTM @ Cost	YTM @ Market	Duration	Days To Maturity
1/31/2026	612,534,675.71	612,536,731.31	-2,055.60	3.74	3.75	0.13	48
2/28/2026	700,060,836.69	700,061,576.82	-740.13	3.64	3.64	0.10	37
3/31/2026	661,546,139.81	661,546,139.81	0.00	3.60	3.60	0.10	37
Total / Average	658,047,217.40	658,048,149.31	-931.91	3.66	3.66	0.11	40

Market Value / Book Value Comparison



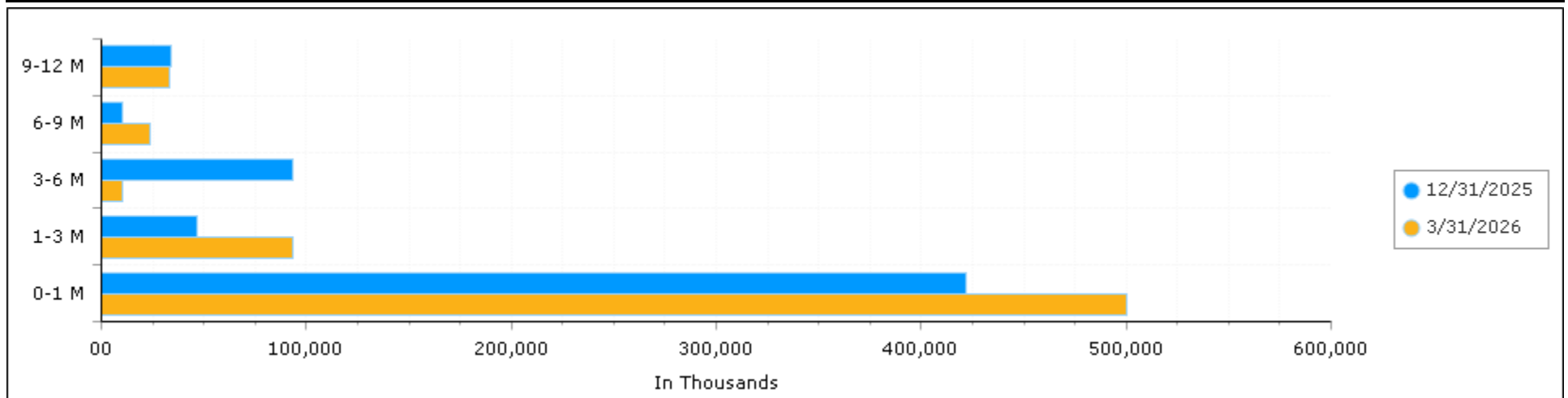
City of Pflugerville TX
Distribution by Maturity Range - Market Value
 All Portfolios

Begin Date: 12/31/2025, End Date: 3/31/2026

Maturity Range Allocation

Maturity Range	Market Value 12/31/2025	% of Portfolio 12/31/2025	Market Value 3/31/2026	% of Portfolio 3/31/2026
0-1 Month	421,583,172.10	69.50	500,631,112.61	75.68
1-3 Months	46,822,142.02	7.72	93,314,655.59	14.11
3-6 Months	93,636,246.39	15.44	10,246,128.12	1.55
6-9 Months	10,146,073.11	1.67	23,773,793.97	3.59
9-12 Months	34,398,534.43	5.67	33,580,449.52	5.08
Total / Average	606,586,168.05	100.00	661,546,139.81	100.00

Portfolio Holdings



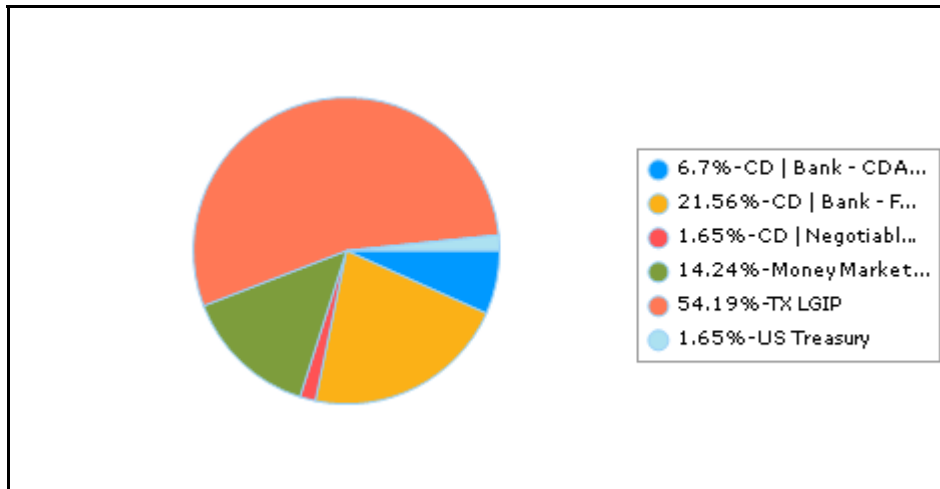
City of Pflugerville TX
Distribution by Asset Category - Market Value
 All Portfolios

Begin Date: 12/31/2025, End Date: 3/31/2026

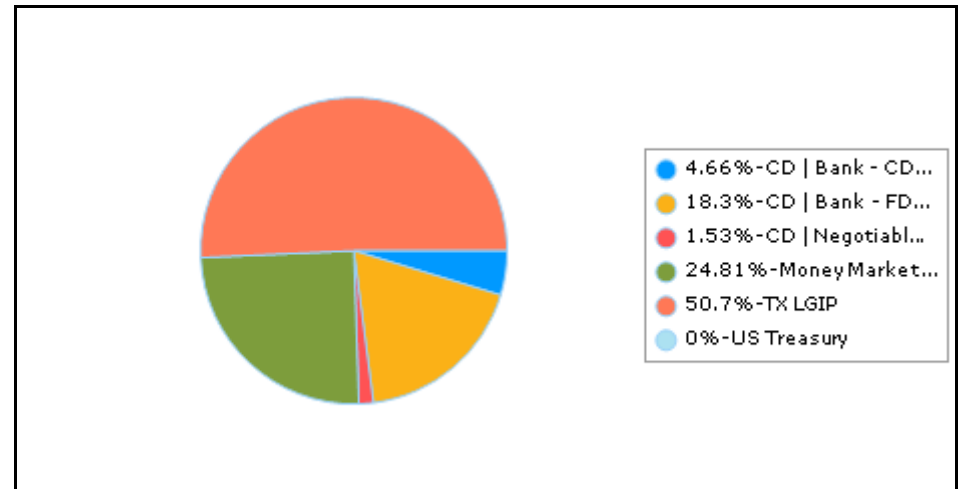
Asset Category Allocation

Asset Category	Market Value 12/31/2025	% of Portfolio 12/31/2025	Market Value 3/31/2026	% of Portfolio 3/31/2026
CD Bank - CDARS Program	40,655,328.30	6.70	30,846,139.90	4.66
CD Bank - FDIC Insured	130,806,753.43	21.56	121,068,813.26	18.30
CD Negotiable - FDIC Insured	10,000,000.00	1.65	10,094,772.60	1.53
Money Market DDA	86,388,804.40	14.24	164,106,720.38	24.81
TX LGIP	328,716,531.92	54.19	335,429,693.67	50.70
US Treasury	10,018,750.00	1.65	0.00	0.00
Total / Average	606,586,168.05	100.00	661,546,139.81	100.00

Portfolio Holdings as of 12/31/2025



Portfolio Holdings as of 3/31/2026





City of Pflugerville TX
Portfolio Holdings by Portfolio Name
All Portfolios

Date: 3/31/2026

Description	Face Amount / Shares	Settlement Date	Cost Value	Market Price	Market Value	% Portfolio	Credit Rating	Days To Call/Maturity
CUSIP		YTM @ Cost	Book Value	YTM @ Market	Accrued Interest	Unre. Gain/Loss	Credit Rating	Duration To Maturity
1 Pooled Funds								
BOK Financial 4.23 6/11/2026		6/12/2025	10,345,331.09	100.00	10,345,331.09	1.56%	NR	72
CDARS4269	10,345,331.09	4.23	10,345,331.09	4.23	0.00	0.00	NR	0.2
East West Bank 3.5 12/23/2026		12/23/2025	3,424,340.68	100.00	3,424,340.68	0.52%	NR	267
CD5628-4	3,424,340.68	3.50	3,424,340.68	3.50	0.00	0.00	NR	0.72
East West Bank 3.5 12/29/2026		12/29/2025	10,949,921.20	100.00	10,949,921.20	1.66%	NR	273
CD0361-2	10,949,921.20	3.50	10,949,921.20	3.50	0.00	0.00	NR	0.74
East West Bank 3.82 3/29/2027		3/27/2026	10,967,677.43	100.00	10,967,677.43	1.66%	NR	363
CD8026-2	10,967,677.43	3.82	10,967,677.43	3.82	0.00	0.00	NR	0.98
East West Bank 4.18 5/28/2026		5/28/2025	10,138,658.27	100.00	10,138,658.27	1.53%	NR	58
CD6236-2	10,138,658.27	4.18	10,138,658.27	4.18	0.00	0.00	NR	0.16
NexBank MM		1/30/2022	5,986,923.26	100.00	5,986,923.26	0.9%	None	1
NB-8042	5,986,923.26	3.75	5,986,923.26	3.75		0.00	None	0
Texas Bank & Trust 3.76 10/3/2026		10/3/2025	10,094,772.60	100.00	10,094,772.60	1.53%	NR	186
CD6821	10,094,772.60	3.76	10,094,772.60	3.76	90,471.29	0.00	NR	0.5
TexasCLASS LGIP		10/30/2023	67,199,084.57	100.00	67,199,084.57	10.16%	NR	1
TXC-0011	67,199,084.57	3.78	67,199,084.57	3.78		0.00	NR	0
Wells Fargo General Checking Cash		12/30/2021	4,864,080.36	100.00	4,864,080.36	0.74%	NR	1
WF-0245	4,864,080.36	0.00	4,864,080.36	0.00		0.00	NR	0
Wells Fargo Operating Cash		7/31/2023	3,083.00	100.00	3,083.00	0%	NR	1
WF-4354	3,083.00	0.00	3,083.00	0.00		0.00	NR	0
Wells Fargo Sweep MM		9/30/2025	6,426,861.64	100.00	6,426,861.64	0.97%	NR	1
WF-4354S	6,426,861.64	3.60	6,426,861.64	3.60		0.00	NR	0
Wells Fargo Sweep MM		9/30/2025	639,413.44	100.00	639,413.44	0.1%	NR	1
WF-0237S	639,413.44	3.60	639,413.44	3.60		0.00	NR	0



City of Pflugerville TX
Portfolio Holdings by Portfolio Name
All Portfolios

Date: 3/31/2026

Description	Face Amount / Shares	Settlement Date	Cost Value	Market Price	Market Value	% Portfolio	Credit Rating	Days To Call/Maturity
CUSIP		YTM @ Cost	Book Value	YTM @ Market	Accrued Interest	Unre. Gain/Loss	Credit Rating	Duration To Maturity
Wells Fargo Utility Fund Cash		9/29/2023	19,128.00	100.00	19,128.00	0%	NR	1
WF-0237	19,128.00	0.00	19,128.00	0.00		0.00	NR	0
Sub Total 1 Pooled Funds	141,059,275.54	3.67	141,059,275.54	3.67	90,471.29	0.00		0.21
3.1 Capital Projects Fund - General Funds								
American National Bank & Trust 4.25 11/26/2026		8/28/2025	10,254,680.69	100.00	10,254,680.69	1.55%	NR	149
CDARS4862	10,254,680.69	4.25	10,254,680.69	4.25	0.00	0.00	NR	0.65
BOK Financial 3.98 8/20/2026		8/21/2025	10,246,128.12	100.00	10,246,128.12	1.55%	NR	142
CDARS6485	10,246,128.12	3.98	10,246,128.12	3.98	0.00	0.00	NR	0.38
Central National Bank 4 6/8/2026		9/8/2025	10,000,000.00	100.00	10,000,000.00	1.51%	NR	69
CD1353	10,000,000.00	4.00	10,000,000.00	4.00	223,561.64	0.00	NR	0.19
Central National Bank 4.1 5/21/2026		8/21/2025	5,000,000.00	100.00	5,000,000.00	0.76%	NR	51
CD1331	5,000,000.00	4.10	5,000,000.00	4.10	124,684.93	0.00	NR	0.14
East West Bank 3.55 2/20/2027		2/20/2026	5,125,082.82	100.00	5,125,082.82	0.77%	NR	326
CD0021-1	5,125,082.82	3.55	5,125,082.82	3.55	0.00	0.00	NR	0.88
East West Bank 3.67 6/11/2026		12/11/2025	25,836,655.45	100.00	25,836,655.45	3.91%	NR	72
CD9909-1	25,836,655.45	3.67	25,836,655.45	3.67	0.00	0.00	NR	0.2
East West Bank 3.87 6/9/2026		9/9/2025	10,218,640.33	100.00	10,218,640.33	1.54%	NR	70
CD2202	10,218,640.33	3.87	10,218,640.33	3.87	0.00	0.00	NR	0.19
East West Bank 4.14 6/18/2026		6/18/2025	21,775,370.45	100.00	21,775,370.45	3.29%	NR	79
CD4697-1	21,775,370.45	4.14	21,775,370.45	4.14	0.00	0.00	NR	0.22
TexasCLASS LGIP		10/2/2025	40,234,397.40	100.00	40,234,397.40	6.08%	NR	1
TXC-0014	40,234,397.40	3.78	40,234,397.40	3.78		0.00	NR	0
TexasCLASS LGIP		1/1/2023	20,972,510.16	100.00	20,972,510.16	3.17%	NR	1
TXC-0001	20,972,510.16	3.78	20,972,510.16	3.78		0.00	NR	0



City of Pflugerville TX
Portfolio Holdings by Portfolio Name
All Portfolios

Date: 3/31/2026

Description	Face Amount / Shares	Settlement Date	Cost Value	Market Price	Market Value	% Portfolio	Credit Rating	Days To Call/Maturity
CUSIP		YTM @ Cost	Book Value	YTM @ Market	Accrued Interest	Unre. Gain/Loss	Credit Rating	Duration To Maturity
TexasCLASS LGIP		8/30/2023	27,671,597.35	100.00	27,671,597.35	4.18%	NR	1
TXC-0009	27,671,597.35	3.78	27,671,597.35	3.78		0.00	NR	0
TexasCLASS LGIP		8/30/2023	88,684,262.72	100.00	88,684,262.72	13.41%	NR	1
TXC-0010	88,684,262.72	3.78	88,684,262.72	3.78		0.00	NR	0
TexasCLASS LGIP		8/30/2023	37,866,937.41	100.00	37,866,937.41	5.72%	NR	1
TXC-0007	37,866,937.41	3.78	37,866,937.41	3.78		0.00	NR	0
US Treasury Restricted MM		4/16/2025	20,588,536.06	100.00	20,588,536.06	3.11%	NR	1
SLGS-0690	20,588,536.06	2.84	20,588,536.06	2.84		0.00	NR	0
US Treasury Restricted MM		12/15/2025	12,106,458.13	100.00	12,106,458.13	1.83%	NR	1
SLGS-2819	12,106,458.13	2.84	12,106,458.13	2.84		0.00	NR	0
US Treasury Restricted MM		4/7/2025	10,302,507.15	100.00	10,302,507.15	1.56%	NR	1
SLGS-0630	10,302,507.15	2.84	10,302,507.15	2.84		0.00	NR	0
Sub Total 3.1 Capital Projects Fund - General Funds	356,883,764.24	3.71	356,883,764.24	3.71	348,246.57	53.94%		0.08
3.2 Capital Projects - Utility Fund								
TexasCLASS LGIP		1/1/2023	30,467,003.70	100.00	30,467,003.70	4.61%	None	1
TXC-0002	30,467,003.70	3.78	30,467,003.70	3.78		0.00	None	0
TexasCLASS LGIP		10/1/2024	8,302,293.66	100.00	8,302,293.66	1.25%	NR	1
TXC-0012	8,302,293.66	3.78	8,302,293.66	3.78		0.00	NR	0
TexasCLASS LGIP		1/1/2023	4,147,330.61	100.00	4,147,330.61	0.63%	None	1
TXC-0004	4,147,330.61	3.78	4,147,330.61	3.78		0.00	None	0
UMB Restricted MM		1/1/2023	3,566,002.56	100.00	3,566,002.56	0.54%	NR	1
UMB-158937	3,566,002.56	3.03	3,566,002.56	3.03		0.00	NR	0
UMB Restricted MM		2/28/2026	27,192,365.57	100.00	27,192,365.57	4.11%	NR	1
UMB-168777	27,192,365.57	3.03	27,192,365.57	3.03		0.00	NR	0



City of Pflugerville TX
Portfolio Holdings by Portfolio Name
All Portfolios

Date: 3/31/2026

Description	Face Amount / Shares	Settlement Date	Cost Value	Market Price	Market Value	% Portfolio	Credit Rating	Days To Call/Maturity
CUSIP		YTM @ Cost	Book Value	YTM @ Market	Accrued Interest	Unre. Gain/Loss	Credit Rating	Duration To Maturity
UMB Restricted MM		2/28/2026	52,948,272.84	100.00	52,948,272.84	8%	NR	1
UMB-168774	52,948,272.84	3.03	52,948,272.84	3.03		0.00	NR	0
UMB Restricted MM		2/29/2024	12,043,061.34	100.00	12,043,061.34	1.82%	NR	1
UMB-162436	12,043,061.34	3.03	12,043,061.34	3.03		0.00	NR	0
Sub Total 3.2 Capital Projects - Utility Fund	138,666,330.28	3.26	138,666,330.28	3.26	138,666,330.28	20.96%	0.00	0
5 Special Revenue Fund								
TexasCLASS LGIP		2/27/2022	2,837,794.12	100.00	2,837,794.12	0.43%	None	1
TXC-0003	2,837,794.12	3.78	2,837,794.12	3.78		0.00	None	0
US Bank First American MM		3/11/2025	80,599.45	100.00	80,599.45	0.01%	NR	1
USB-4009	80,599.45	3.58	80,599.45	3.58		0.00	NR	0
US Bank First American MM		2/28/2026	29,664.18	100.00	29,664.18	0%	NR	1
USB-4006	29,664.18	3.58	29,664.18	3.58		0.00	NR	0
US Bank First American MM		3/11/2025	1,019,735.35	100.00	1,019,735.35	0.15%	NR	1
USB-4005	1,019,735.35	3.58	1,019,735.35	3.58		0.00	NR	0
US Bank First American MM		8/25/2025	20,749.15	100.00	20,749.15	0%	NR	1
USB-4001	20,749.15	3.58	20,749.15	3.58		0.00	NR	0
US Bank First American MM		3/11/2025	94,278.80	100.00	94,278.80	0.01%	NR	1
USB-4003	94,278.80	3.58	94,278.80	3.58		0.00	NR	0
US Bank First American MM		2/28/2026	620,638.95	100.00	620,638.95	0.09%	NR	1
USB-4000	620,638.95	3.58	620,638.95	3.58		0.00	NR	0
US Bank First American MM		12/31/2025	5,714.57	100.00	5,714.57	0%	NR	1
USB-4010	5,714.57	3.58	5,714.57	3.58		0.00	NR	0
US Bank First American MM		11/1/2025	0.03	100.00	0.03	0%	None	1
USB-4002	0.03	3.58	0.03	3.58		0.00	None	0



City of Pflugerville TX
Portfolio Holdings by Portfolio Name
All Portfolios

Date: 3/31/2026

Description	Face Amount / Shares	Settlement Date	Cost Value	Market Price	Market Value	% Portfolio	Credit Rating	Days To Call/Maturity
CUSIP		YTM @ Cost	Book Value	YTM @ Market	Accrued Interest	Unre. Gain/Loss	Credit Rating	Duration To Maturity
US Bank First American MM		3/11/2025	2,698.44	100.00	2,698.44	0%	NR	1
USB-4004	2,698.44	3.58	2,698.44	3.58		0.00	NR	0
Sub Total 5 Special Revenue Fund	4,711,873.04	3.70	4,711,873.04	3.70	4,711,873.04	0.69%	0.00	1
6 Utility Fund								
TexasCLASS LGIP		10/30/2024	4,157,403.38	100.00	4,157,403.38	0.63%	NR	1
TXC-0013	4,157,403.38	3.78	4,157,403.38	3.78		0.00	NR	0
Sub Total 6 Utility Fund	4,157,403.38	3.78	4,157,403.38	3.78	4,157,403.38	0.63%	0.00	1
7 Community Development Corporation								
East West Bank 3.55 1/28/2027		1/28/2026	6,537,768.07	100.00	6,537,768.07	0.99%	NR	303
CD3759-3	6,537,768.07	3.55	6,537,768.07	3.55	0.00	0.00	NR	0.81
East West Bank 4.06 4/28/2026		4/28/2025	1,094,698.56	100.00	1,094,698.56	0.17%	NR	28
CD5065-1	1,094,698.56	4.06	1,094,698.56	4.06	0.00	0.00	NR	0.08
NexBank MM		6/30/2024	4,886,307.86	100.00	4,886,307.86	0.74%	NR	1
NB-0174	4,886,307.86	3.75	4,886,307.86	3.75		0.00	NR	0
TexPool Prime LGIP		6/30/2024	2,889,078.59	100.00	2,889,078.59	0.44%	NR	1
TP-9623	2,889,078.59	3.80	2,889,078.59	3.80		0.00	NR	0
Wells Fargo Operating Cash		12/31/2024	659,640.25	100.00	659,640.25	0.1%	NR	1
WF-7022	659,640.25	0.00	659,640.25	0.00		0.00	NR	0
Sub Total 7 Community Development Corporation	16,067,493.33	3.54	16,067,493.33	3.54	16,067,493.33	2.44%	0.00	126
TOTAL PORTFOLIO	661,546,139.81	3.60	661,546,139.81	3.60	661,546,139.81	100.00%	0.00	36
					438,717.86			0.1

City of Pflugerville TX

Date To Date

MONTHLY Investment Activity | by Portfolio (Fund)

Report Format: By Transaction

Group By: Portfolio Name

Portfolio / Report Group: All Portfolios

Begin Date: 12/31/2025, End Date: 3/31/2026

Description	CUSIP/Ticker	Interest Earned During Period-BV
1 Pooled Funds		
BOK Financial 4.23 6/11/2026	CDARS4269	107,324.72
East West Bank 3.5 12/23/2026	CD5628-4	29,423.96
East West Bank 3.5 12/29/2026	CD0361-2	94,088.22
East West Bank 3.82 3/29/2027	CD8026-2	5,737.45
East West Bank 4.095 3/27/2026	CD8026-1	104,033.71
East West Bank 4.18 5/28/2026	CD6236-2	103,954.98
NexBank MM	NB-8042	56,074.99
Texas Bank & Trust 3.76 10/3/2026	CD6821	93,561.70
TexasCLASS LGIP	TXC-0011	517,969.51
T-Note 4.625 3/15/2026	91282CGR6	76,306.99
Wells Fargo General Checking Cash	WF-0245	0.00
Wells Fargo Operating Cash	WF-4354	0.00
Wells Fargo SweepMM	WF-0237S	29,893.05
Wells Fargo SweepMM	WF-4354S	61,818.93
Wells Fargo Utility Fund Cash	WF-0237	0.00
Sub Total/Average 1 Pooled Funds		1,280,188.21
3.1 Capital Projects Fund - General Funds		
American National Bank & Trust 4.25 11/26/2026	CDARS4862	106,895.96
BOK Financial 3.98 8/20/2026	CDARS6485	100,055.01
BOK Financial 3.999 3/12/2026	CDARS7606	77,938.33
Central National Bank 4 6/8/2026	CD1353	98,630.13
Central National Bank 4.1 5/21/2026	CD1331	50,547.94
East West Bank 3.55 2/20/2027	CD0021-1	19,898.98
East West Bank 3.67 6/11/2026	CD9909-1	232,737.59
East West Bank 3.87 6/9/2026	CD2202	97,042.13
East West Bank 4.02 3/18/2026	CD0720-1	90,420.33
East West Bank 4.13 2/20/2026	CD0021	28,799.62
East West Bank 4.14 6/18/2026	CD4697-1	221,144.63
TexasCLASS LGIP	TXC-0001	194,987.93
TexasCLASS LGIP	TXC-0007	429,016.42
TexasCLASS LGIP	TXC-0009	349,343.27
TexasCLASS LGIP	TXC-0010	747,656.44
TexasCLASS LGIP	TXC-0014	376,270.51
US Treasury Restricted MM	SLGS-0630	70,461.77
US Treasury Restricted MM	SLGS-0690	140,810.79
US Treasury Restricted MM	SLGS-2818	5,063.01
US Treasury Restricted MM	SLGS-2819	90,080.87
Sub Total/Average 3.1 Capital Projects Fund - General Funds		3,527,801.66

Description	CUSIP/Ticker	Interest Earned During Period-BV
3.2 Capital Projects - Utility Fund		
TexasCLASS LGIP	TXC-0002	320,018.76
TexasCLASS LGIP	TXC-0004	42,040.48
TexasCLASS LGIP	TXC-0012	112,994.51
UMB Restricted MM	UMB-158937	27,609.72
UMB Restricted MM	UMB-162436	101,187.14
UMB Restricted MM	UMB-168774	22,422.84
UMB Restricted MM	UMB-168777	11,515.57
Sub Total/Average 3.2 Capital Projects - Utility Fund		637,789.02
5 Special Revenue Fund		
TexasCLASS LGIP	TXC-0003	40,406.46
US Bank First American MM	USB-4000	2,106.32
US Bank First American MM	USB-4001	371.34
US Bank First American MM	USB-4002	0.11
US Bank First American MM	USB-4003	843.30
US Bank First American MM	USB-4004	95.12
US Bank First American MM	USB-4005	9,304.54
US Bank First American MM	USB-4006	70.07
US Bank First American MM	USB-4009	320.96
US Bank First American MM	USB-4010	2,833.10
Sub Total/Average 5 Special Revenue Fund		56,351.32
6 Utility Fund		
TexasCLASS LGIP	TXC-0013	38,879.86
Sub Total/Average 6 Utility Fund		38,879.86
7 Community Development Corporation		
East West Bank 3.55 1/28/2027	CD3759-3	39,935.10
East West Bank 4.06 4/28/2026	CD5065-1	10,903.71
East West Bank 4.167 1/28/2026	CD3759-2	19,997.19
NexBank MM	NB-0174	45,766.40
TexPool Prime LGIP	TP-9623	36,240.23
Wells Fargo Operating Cash	WF-7022	0.00
Sub Total/Average 7 Community Development Corporation		152,842.63
Total / Average		5,693,852.70