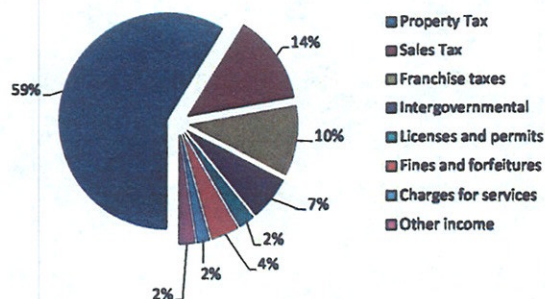


Governmental Revenues

Where the Money Comes From



Governmental funds include the general fund, special revenue funds, debt service funds, and capital project funds. In fiscal year 2011 property tax revenue increased \$650,000 (4.0%). Sales tax revenue increased by \$534,095 (15.9%) and franchise fees increased by \$403,245 (15.5%) as the result of annexing the Greenridge subdivision and increasing commercial development. Development included the first movie theater and the first large nationally recognized fitness center. Intergovernmental revenue decreased due to the completion of West Pflugerville Parkway and the resulting decrease in the amount of grant funds received.

For the sixth year in a row, the property tax rate was lowered by \$0.005.

Revenue Sources	FY 2011	FY 2010
Property tax	\$ 16,937,706	\$ 16,286,304
Sales tax	3,897,834	3,363,739
Franchise taxes	2,998,551	2,595,306
Intergovernmental	1,878,141	3,047,723
Licenses and permits	696,374	587,780
Fines and forfeitures	1,189,308	1,133,870
Charges for services	559,760	599,312
Other income	711,994	970,885

Financial Highlights

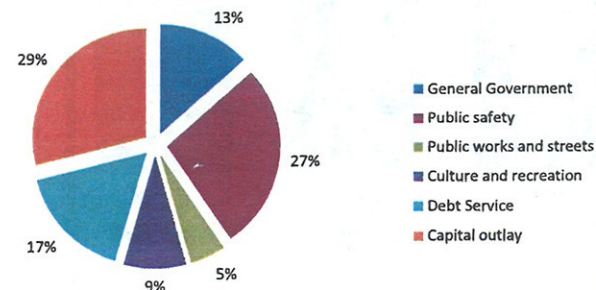
- * The assets of the City of Pflugerville's governmental funds exceeded its liabilities at the close of the fiscal year by \$242,360,199. Assets include cash and investments, land, streets, buildings, equipment, and construction in progress.
- * The City Charter requires a general fund balance reserve equivalent to 25% of operating expenditures each fiscal year. At the end of fiscal year 2011, unassigned fund balance for the general fund was 37.3%.
- * The City of Pflugerville's tax supported debt increased by \$4,565,175 during fiscal year 2010-2011. This amount includes \$2.0 million issued for the Pflugerville Community Library expansion. Debt was also issued to fund infrastructure acquisitions; and to refund callable, higher interest rate bonds.
- * The City's governmental funds reported combined ending fund balances of \$28,615,384. This was a decrease of 1.1% - directly related to spending prior year bond funds for capital projects. Balances include Restricted, Committed, Assigned and Unassigned cash and investments.

As part of our continuous effort to keep you informed of how your tax dollars are being spent, we are pleased to present the 2011 Popular Annual Financial Report (PAFR). The PAFR is a summary of the financial activities of only the City's governmental funds as presented in the 2011 Comprehensive Annual Financial Report (CAFR). The PAFR does not include information on the City's proprietary fund or its component unit, Pflugerville Community Development Corporation. The CAFR, which includes all funds and one component unit, was prepared in conformance with generally accepted accounting principles (GAAP) and includes financial statements audited by Davis, Kinard and Company, PC, Certified Public Accountants.

The CAFR is available at the Pflugerville Community Library, 102 South Tenth Street; City Hall, 100 East Main Street; and on the City website:
www.Pflugervilletx.gov/finance

Governmental Expenditures

Where the Money Goes



The City's governmental funds spending in fiscal year 2011 reflects the priorities set by the City Council. The City maintained its funding levels for all City services: administrative services, parks and recreation facilities and programs; library operations; street and drainage maintenance and public safety. At \$10.5 million the most significant governmental fund expenditure was for capital outlay which included the purchase of infrastructure, road and drainage projects, and the start of the Library expansion. Public safety, which includes police operations and building inspection, was the next largest expenditure. Total expenditures for all governmental funds increased by 27%, mostly attributable to capital outlay expense for street projects.

The chart below compares fiscal year 2010 expenditures to fiscal year 2011 expenditures.

Expenditures	FY 2011	FY 2010
General Government	\$ 4,824,304	\$ 4,580,692
Public safety	9,913,191	9,724,106
Public works and streets	1,841,229	1,673,767
Culture and recreation	3,251,205	3,141,428
Debt Service	6,014,546	5,671,513
Capital outlay	10,536,265	3,803,415

Elected Officials

Mayor



Jeff
Coleman

Place 1



Wayne
Cooper

Place 2



Brad
Marshall

Place 3



Darelle
White

Place 4



Starlet
Sattler

Place 5



Victor
Gonzales,
Mayor Pro Tem

City Staff

Brandon Wade, City Manager
Trey Fletcher, Assistant City Manager
Lauri Gillam, Assistant City Manager
Tom Word, Assistant City Manager
Chuck Hooker, Police Chief
Karen Thompson, City Secretary

100 East Main
Pflugerville, TX 78660
Phone: 512-990-6100
Fax: 512-251-5768
Website:
Pflugervilletx.gov

Award for
Outstanding
Achievement in
Popular Annual
Financial Reporting

PRESENTED TO

City of Pflugerville
Texas

For the Fiscal Year Ended
September 30, 2010



Pflugerville At A Glance

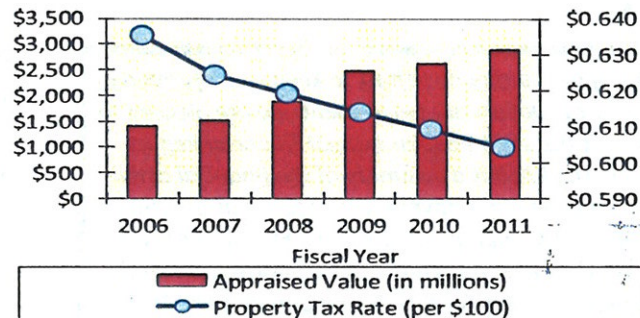
Governmental & Proprietary Funds Combined

	Fiscal Year 2002	Fiscal Year 2011
Assessed Valuation	\$ 964,579,991	\$ 2,781,357,612
Total Tax Levy	\$ 6,088,444	\$ 16,780,548
Property Tax Rate	\$ 0.6299	\$ 0.6040
Sales Tax Revenue	\$ 1,123,446	\$ 3,897,834
Total Expense	\$ 23,371,702	\$ 49,470,127
Outstanding Debt	\$ 68,098,000	\$ 159,050,000
Population	21,738	50,387
Employees	171	302
Miles of Park Trails	5	29
Miles of Streets	97	195
Police Officers	39	75
Water Customers	6,711	12,640
Sewer Customers	6,150	13,567

2010 Census Information

Educated community - 34.7% have a bachelor's degree or higher
Valuable homes - median home value of \$164K
Median household income - \$73,574
Innovative population - 33 patents per 10,000 of population

Appraised Value/Tax Rate



Pflugerville was settled by the Pfluger family in 1849. It was platted into a town site in 1904, and the City of Pflugerville was incorporated in 1965. The City is a home-rule municipality and operates under a Council-Manager form of government. The City Council is comprised of a Mayor and five members, all elected at large, and is responsible for enacting ordinances, resolutions and regulations governing the City, as well as appointing the members of various statutory and advisory boards, the City Manager, City Attorney, and Municipal Judge. All other City staff work under the direction of the City Manager.

City of Pflugerville, Texas

P A F R Popular Annual Financial Report



where quality meets life
PFLUGERVILLE
TEXAS



Fiscal Year Ended
September 30, 2011