

2021-0134

Presentation and discussion regarding the
American's with Disability Act (ADA) Transition
Plan Requirement for the City of Pflugerville



ADA Title II Action Guide for Local Governments



✓ ALL ITEMS COMPLETED





ADA Self-Evaluation and Transition Plan Council Worksession

February 9, 2021





Agenda

- Importance of an ADA Self-Evaluation and Transition Plan
- Title II Requirements
- 2020 City Efforts
- Future Phases

Importance of an ADA Self-Evaluation and Transition Plan




- Required by law (Title II of the Americans with Disabilities Act)
- Failure to comply with the ADA can result in:
 - Withholding of federal and state funds – TxDOT surveying municipalities in Texas to determine if Title II requirements have been met
 - Settlement agreement with Department of Justice
 - Private lawsuits
- Lack of accessibility directly impacts the lives of Pflugerville residents and visitors

Title II Requirements (§35.106; §35.107)




Requirement	Status
Provide notice to the public about the ADA	
Designate an employee to oversee Title II compliance	
Adopt and publish a Title II grievance procedure	

Title II Requirements (§35.105)


Requirement	Status
Evaluate current services, policies, and practices	Future Phase(s)
Modify current services, policies, and practices if non-compliant	Future Phase(s)
Provide opportunity to interested persons to participate in self-evaluation process by submitting comments	
Keep copy of self-evaluation on file for at least 3 years after completion	On-going

Title II Requirements (§35.150)

Requirement	Status
Operate each service, program, or activity so that it is readily accessible and useable by individual with disabilities	On-going
Develop (and maintain) a transition plan for needed structural changes	Current + Future Phase(s)
Provide opportunity to interested persons to participate in the development of the transition plan by submitting comments	
Provide a schedule for providing curb ramps	Current + Future Phase(s)

Transition Plan Requirements (§35.150)



Requirement	Status
Identify physical obstacles in each facility that limit accessibility of its programs or activities to individuals with disabilities	Current + Future Phase(s)
Describe in detail the methods that will be used to make the facilities accessible	Current + Future Phase(s)
Specify the schedule to achieve Title II compliance and steps that will be taken each year of transition period	Current + Future Phase(s)
Indicate office responsible for implementation of the plan	



2020 City Efforts

- Developed disability organization contact list
- Self-Evaluation
 - Reviewed design standards
 - Inventoried programs, services, and activities
 - Reviewed select programs, services, and activities
 - Reviewed select facilities
- Developed Transition Plan
- Staff Training
- Public Meeting



Facility Evaluations

Facility Type	Number of Facilities
Buildings	9
Parks	5
Paved Trails	2 miles
Unpaved Trails	2 miles
Signalized Intersections	17
Public Rights-of-Way Sidewalk	3 miles
Unsignalized Intersections	28



Staff Training

- An Overview of the 2010 ADA Regulations
- Disability Awareness and ADA Overview for Customer Contact Staff
- Maintenance Training
- Public Rights-of-Way



Virtual Public Meeting

- November 19, 2020
 - Live via WebEx
 - Captioned meeting video posted on City website
- Meeting Advertisements
 - City website (ADA resource page and calendar)
 - “Key to the City” weekly e-newsletter
 - Social Media (Facebook, Nextdoor, Twitter, Instagram)
- Public Input Options
 - Email
 - Online survey
 - Online map



Project Prioritization

- Step 1: Determine isolated facility priority
 - Known complaints
 - Severity of non-compliance
 - DOJ priorities
 - Proximity to pedestrian attractors
- Step 2: Determine facility ranking within all evaluated facilities
 - Isolated facility priority
 - Currently funded projects (e.g., CIP projects)
 - Public input
 - Other factors as determined by City



Facility Improvement Cost Estimates

Facility Type	Number of Facilities	Estimated Cost	Average Cost per Facility
Buildings	9	\$443,200	\$49,250
Parks	5	\$1,336,500	\$267,300
Paved Trails	2 miles	\$1,006,600	\$503,300
Unpaved Trails	2 miles	\$370,600	\$185,300
Signalized Intersections	17	\$728,000	\$42,830
Public Rights-of-Way Sidewalk	3 miles	\$608,700	\$202,900
Unsignalized Intersections	28	\$468,500	\$16,740
Total		\$4,962,100	



Facility Improvement Cost Estimates

Facility	Priority			
Priority	High	Medium	Low	Total
Buildings	\$36,800	\$358,900	\$47,500	\$443,200
Parks	\$149,900	\$1,183,600	\$3,000	\$1,336,500
Paved Trails	\$939,600	\$67,000	---	\$1,006,600
Unpaved Trails	\$340,900	\$29,700	---	\$370,600
Signalized Intersections	\$299,900	\$402,900	\$25,200	\$728,000
Public Rights-of-Way Sidewalk	\$235,526	\$338,814	\$34,360	\$608,700
Unsignalized Intersections	\$324,300	\$128,600	\$15,600	\$468,500
Total	\$2,326,926	\$2,509,514	\$125,660	\$4,962,100



Implementation Schedule

Facility Type	Estimated Costs	Implementation Schedule (years)	Approximate Annual Budget
Buildings	\$443,200	10	\$44,320
Parks	\$1,336,500	10	\$133,650
Paved Trails	\$1,006,600	10	\$100,660
Unpaved Trails	\$370,600	10	\$37,060
Signalized Intersections	\$728,000	10	\$72,800
Public Rights-of-Way Sidewalk	\$608,700	10	\$60,870
Unsignalized Intersections	\$468,500	10	\$46,850
Total	\$4,962,100		
Total Annual Budget			\$496,210



Future Phases

- Programs, services, and activities review
- Additional facility evaluations
- Update Transition Plan to incorporate additional evaluation findings



Questions?