




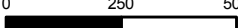


**Pflugerville Crossing South
Wastewater Easement**

Legend

-  Easement
-  City Limits
-  ETJ

0 250 500 Feet



When required the City of Pflugerville complies with Texas Local Government Code for public notifications. All notification addresses are derived from tax role information that is certified annually.



Locator Map

