







Highland Park Drainage & Slope Easements

Legend

-  Drainage/Slope
-  City Limits
-  ETJ

0 250 500 Feet



1

When required the City of Pflugerville complies with Texas Local Government Code for public notifications. All notification addresses are derived from tax role information that is certified annually.



Locator Map

