

## Residential Permit Comparison 2026

Project Specificatons: Single Family, Type VB, 1 Story, 2432 sq/ft, Cost \$145,920 Average

City	App Fee	Base Fee	Valuation	MEP Fees	Fire Insp	Total
<b>Pflugerville</b>						
<b>Proposed</b>						
<b>Pflugerville</b>						
<b>Current</b>	<b>\$30.00</b>	<b>.32 per Sq/ft</b>	<b>N/A</b>	<b>MEP-\$60.00x3=\$180.00</b>	<b>N/A</b>	<b>\$988.00</b>
Georgetown	\$125 app fee		app fee + .50 sq/ft			\$1,341
Leander	\$50.00 plan review	.15 per Sq/ ft		.15 per sq/ft each		\$1,509
Round Rock		\$485				\$485
Hutto		\$1,600				\$1,600
Cedar Park	\$100 Application (Refunded at issuance)	.10 per sq ft		Electrical .10 per sq/ft Plumbing .10 per sq/ft Mechanical .10 per sq/ft		\$829
Austin	\$106.72 Plan App \$586.56 Review Fee	\$1,255 Base Fee +\$0.18 over sq/ft=\$1332.00		Electrical \$330.12 + 100 over 1K @ 3.06=343.34 Plumbing \$188.93+100 over 1k@3.29=\$203.14 Mechanical \$94.81+100 over 1k@1.41=100.90		\$1,979
San Marcos		.63 per sq/ft		Plumbing \$63 Electrical \$63 Mechanical \$63		\$1,721
Taylor		\$1.00 per sq/ft				\$2,432

Residential Stand Alone MEP

Solar Installation

Pflugerville Current  
Pflugerville  
San Marcos  
Round Rock  
Taylor\*  
Leander

\$60.00  
\$80.00  
\$60.00  
\$50.00  
\$40.00  
\$40.00


Pflugerville  
San Marcos  
Round Rock  
Taylor\*  
Leander  
Hutto


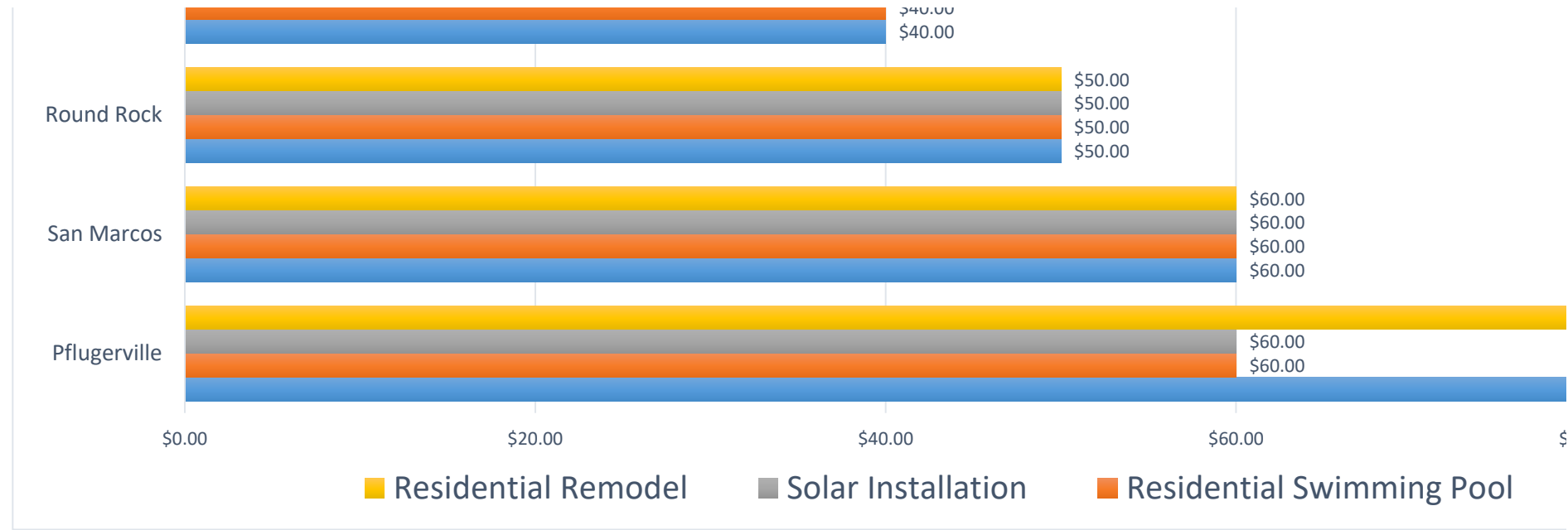
\$60.00  
\$60.00  
\$50.00  
\$40.00  
\$40.00  
\$50.00

Hutto	\$50.00	Cedar Park	\$100.00
Cedar Park	\$100.00	Georgetown	\$50.00
Georgetown	\$60.00		

	Residential Swimming Pool		Residential Remodel
Pflugerville	\$60.00	Pflugerville	\$80.00
San Marcos	\$60.00	San Marcos	\$60.00
Round Rock	\$50.00	Round Rock	\$50.00
Taylor*	\$40.00	Taylor*	\$75.00
Leander	\$40.00	Leander*	\$50.00
Hutto	\$50.00	Hutto	\$75.00
Cedar Park	\$100.00	Cedar Park	\$50.00
Georgetown	\$60.00	Georgetown	\$60.00

	Residential Miscellaneous Fee Comp			
	Solar Installation	Residential Remodel		
	Residential Stand Alo	Residential Swimm	\$60.00	\$80.00
Pflugerville	\$80.00	\$60.00	\$60.00	\$60.00
San Marcos	\$60.00	\$60.00	\$50.00	\$50.00
Round Rock	\$50.00	\$50.00	\$40.00	\$75.00
Taylor*	\$40.00	\$40.00	\$40.00	\$50.00
Leander	\$40.00	\$40.00	\$50.00	\$75.00
Hutto	\$50.00	\$50.00	\$100.00	\$50.00
Cedar Park	\$100.00	\$100.00	\$50.00	\$60.00
Georgetown	\$60.00	\$60.00		





	FY'26 Proposed Increases			Projected Revenue Estimation
	Current	Proposed	Increase Percentage	
Single Family Dwelling	0.32	0.4	25%	\$95,033
	\$60.00	\$80.00	33%	13,640

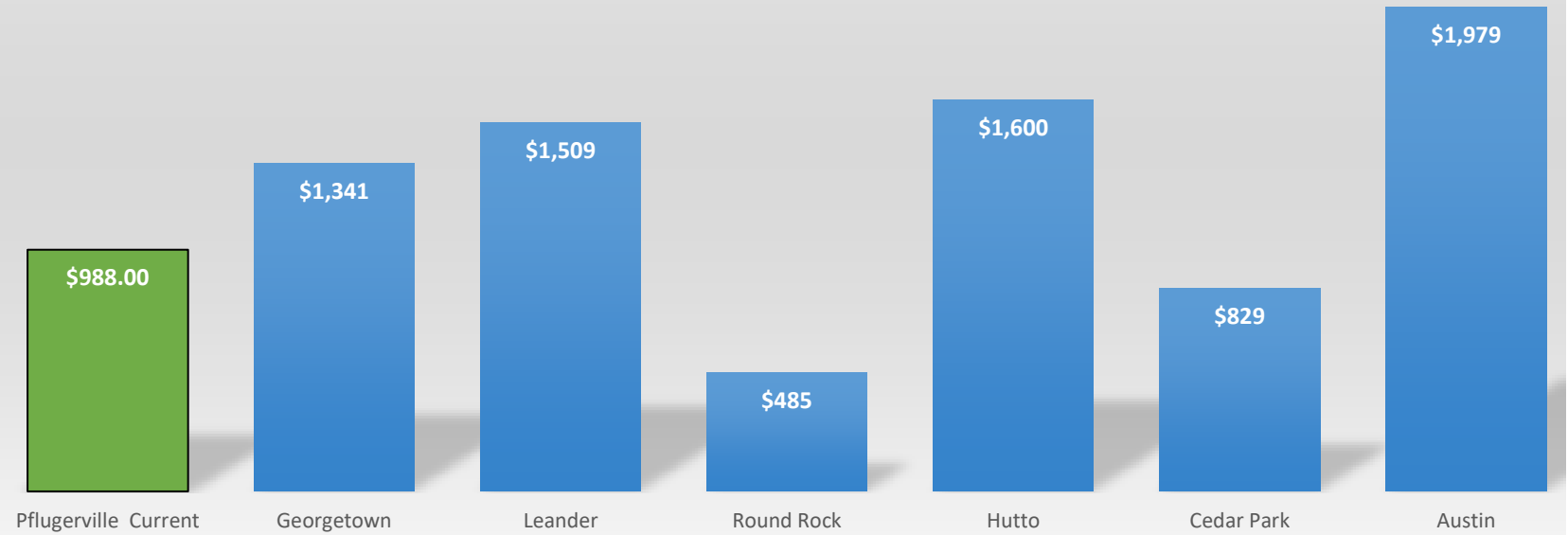
Single Family Dwelling Trades	0.37	0.42	13%	\$4,395
Duplex Duplex Trades	\$60.00	\$80.00	33%	\$1,240
Townhomes Townhome Trades	0.5	0.6	20%	\$12,500
	\$60.00	\$80.00	33%	\$4,600
Residential Revisions	\$50.00	\$75.00	25%	\$1,550
Residential Plan Review	\$70.00	\$140.00	100%	\$47,740
Remove Appeals Fee				

age: \$1,487.00


*Updated*

NO changes made, confirmed 3.18.26
NO changes made, confirmed 3.18.26
NO changes made, confirmed 3.18.26
NO changes made, confirmed 3.18.26
NO changes made, confirmed 3.18.26
Changes made, confirmed 3.18.26
Changes made , confirmed 3.18.26
Confirmed 3.19.26


**Residential Permit Comparison**  
**Single Family Residence Specs**  
2432 sq/ft      Est Cost: \$145,920

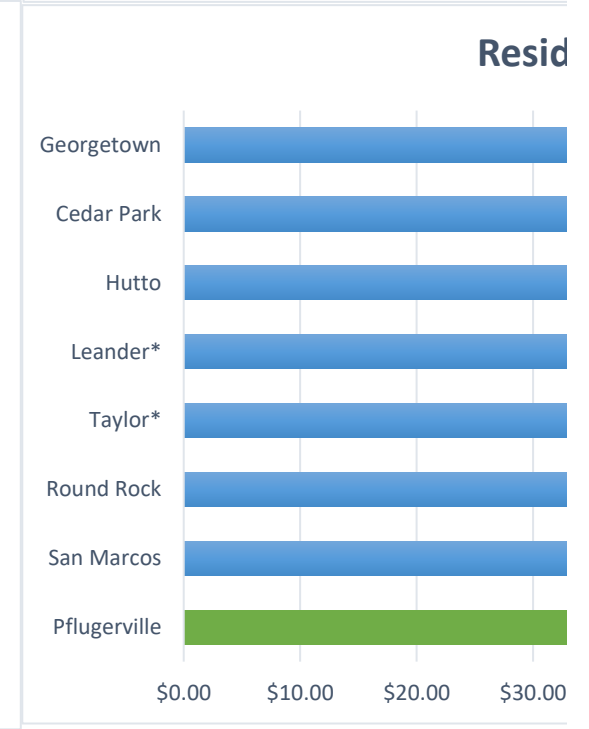
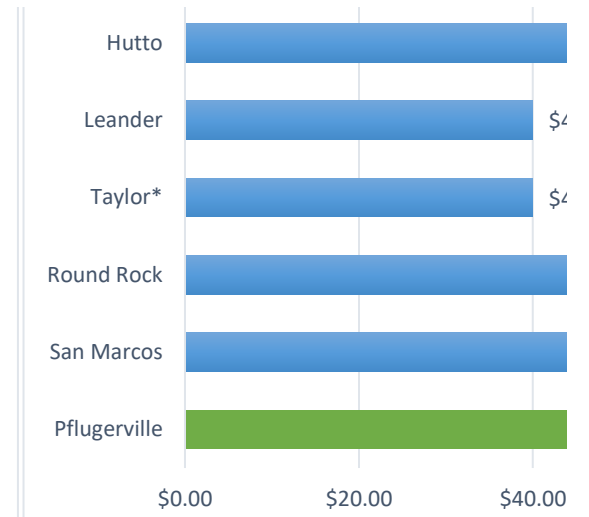
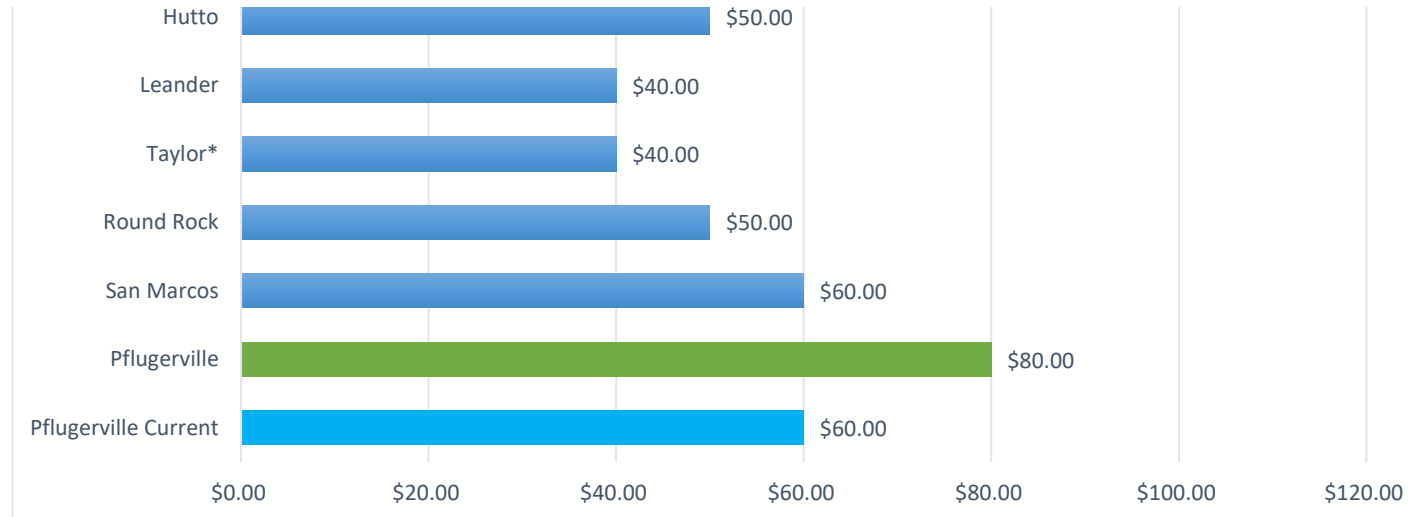


**Stand Alone MEP**



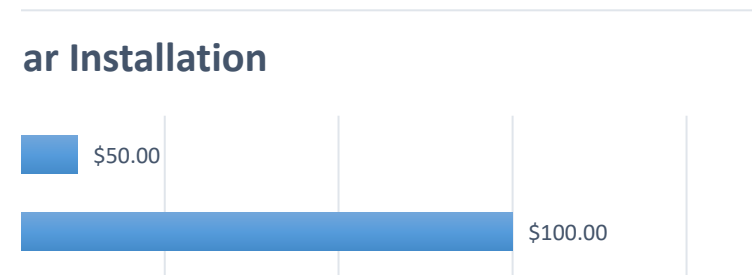
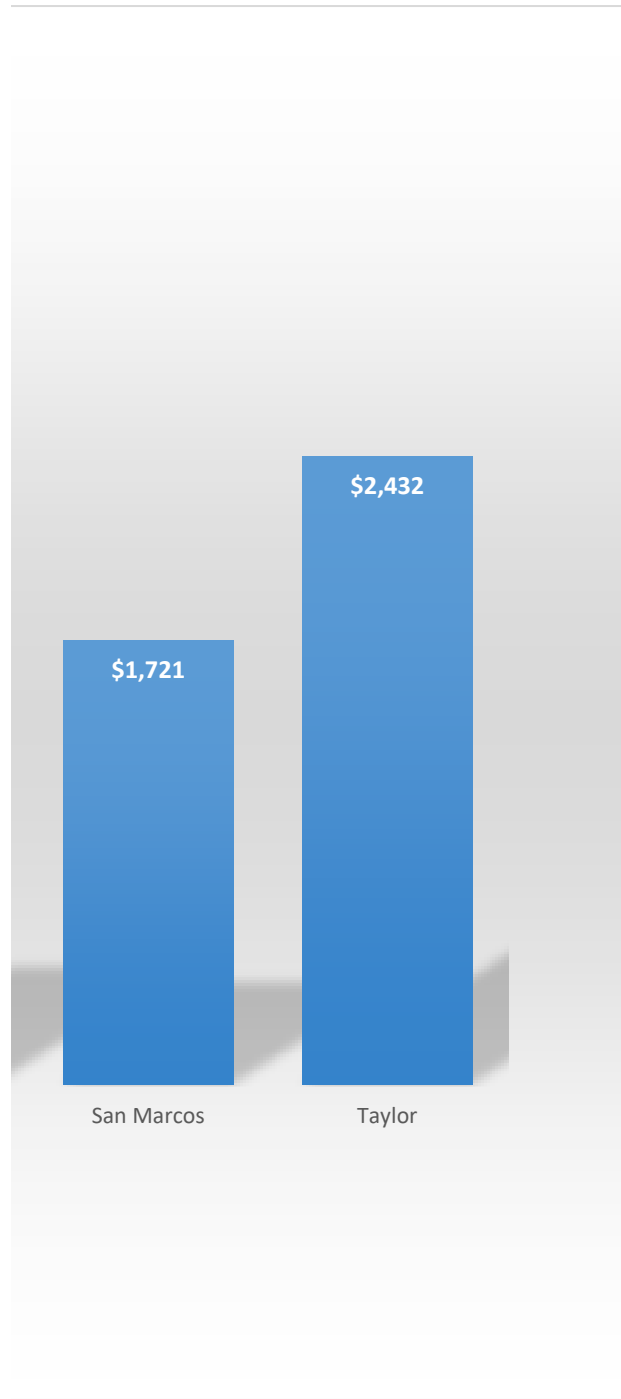
**Sol**

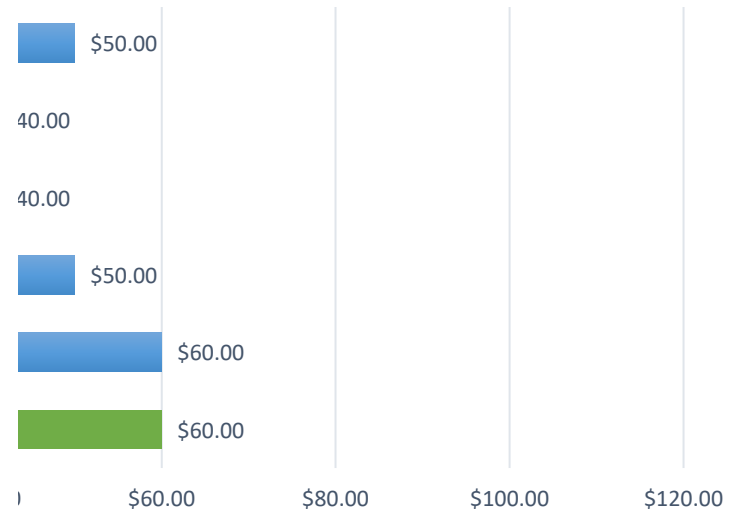












### Interior Remodel

