



CITY OF PFLUGERVILLE | TEXAS

Quarterly Investment Report

For the Quarter Ended

December 31, 2025

Revised Feb. 1, 2026

The investment portfolio of the City of Pflugerville is in compliance with the Public Funds Investment Act and the Investment Policy and Strategies.

A handwritten signature in black ink that reads "Tracy Waldron".

Tracy Waldron, Finance Director

Interest Revenue	
Quarterly Interest Income	\$6,461,665
Year-to-date Interest Income	\$6,461,665

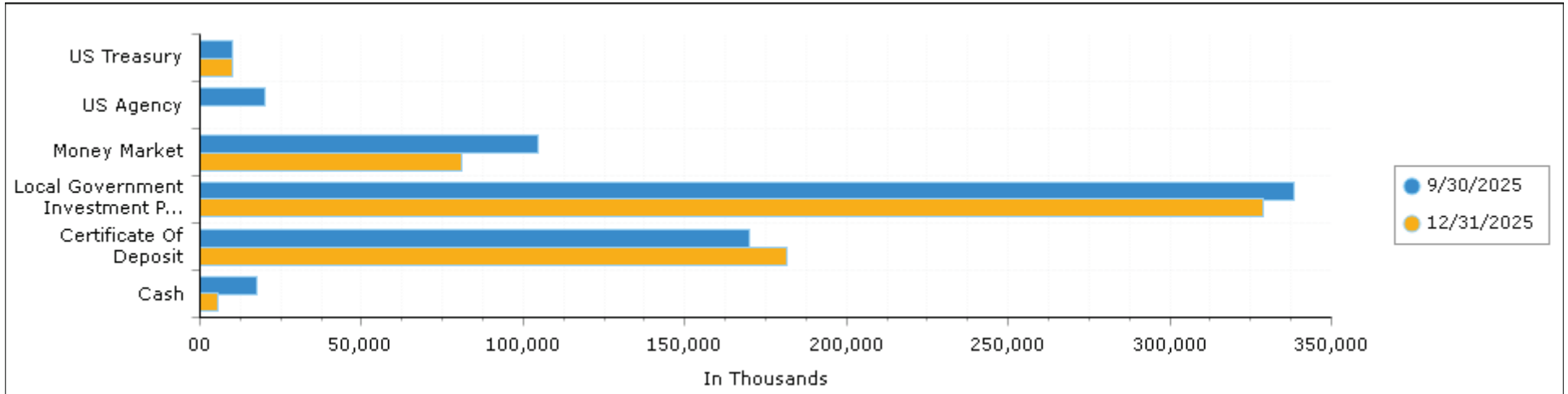
City of Pflugerville TX
Distribution by Security Sector - Market Value
 All Portfolios

Begin Date: 9/30/2025, End Date: 12/31/2025

Security Sector Allocation

Security Sector	Market Value 9/30/2025	% of Portfolio 9/30/2025	Market Value 12/31/2025	% of Portfolio 12/31/2025
Cash	17,787,802.58	2.69	5,443,887.61	0.90
Certificate Of Deposit	169,847,063.69	25.71	181,462,081.73	29.92
Local Government Investment Pool	338,464,514.92	51.23	328,716,531.92	54.19
Money Market	104,471,267.17	15.81	80,944,916.79	13.34
US Agency	20,013,349.40	3.03	0.00	0.00
US Treasury	10,032,812.50	1.52	10,018,750.00	1.65
Total / Average	660,616,810.26	100.00	606,586,168.05	100.00

Portfolio Holdings



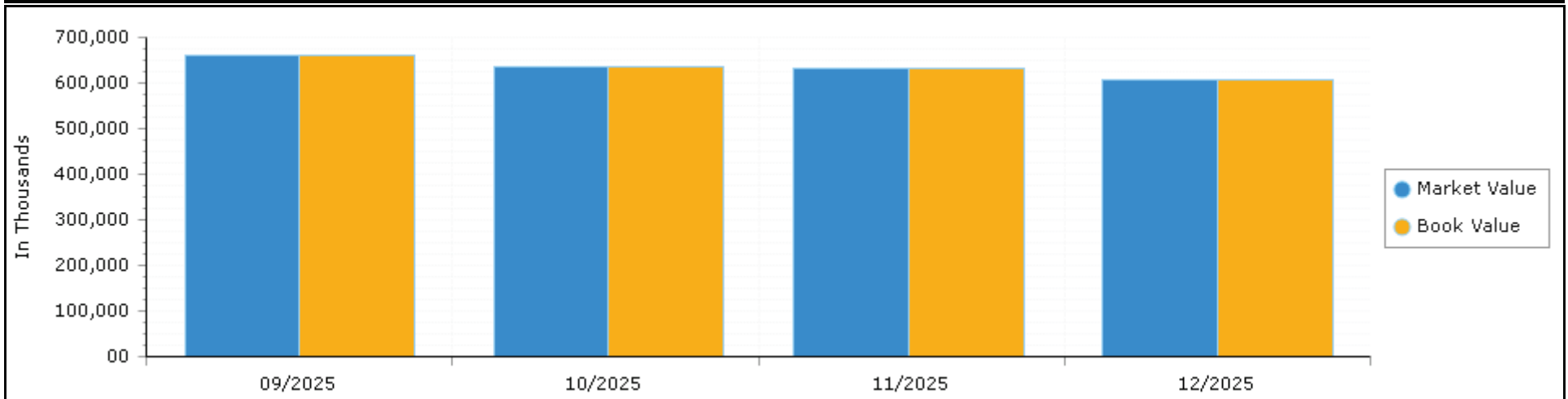


City of Pflugerville TX
Portfolio Summary by Month
All Portfolios

Begin Date: 9/30/2025, End Date: 12/31/2025

Month	Market Value	Book Value	Unrealized Gain/Loss	YTM @ Cost	YTM @ Market	Duration	Days To Maturity
9/30/2025	660,616,810.26	660,612,759.51	4,050.75	4.07	4.05	0.15	57
10/31/2025	635,616,219.62	635,617,141.14	-921.52	4.11	4.09	0.15	54
11/30/2025	632,232,132.44	632,233,634.56	-1,502.12	3.99	3.99	0.12	45
12/31/2025	606,586,168.05	606,585,655.26	512.79	3.81	3.81	0.15	54
Total / Average	633,762,832.59	633,762,297.62	534.98	4.00	3.99	0.14	53

Market Value / Book Value Comparison



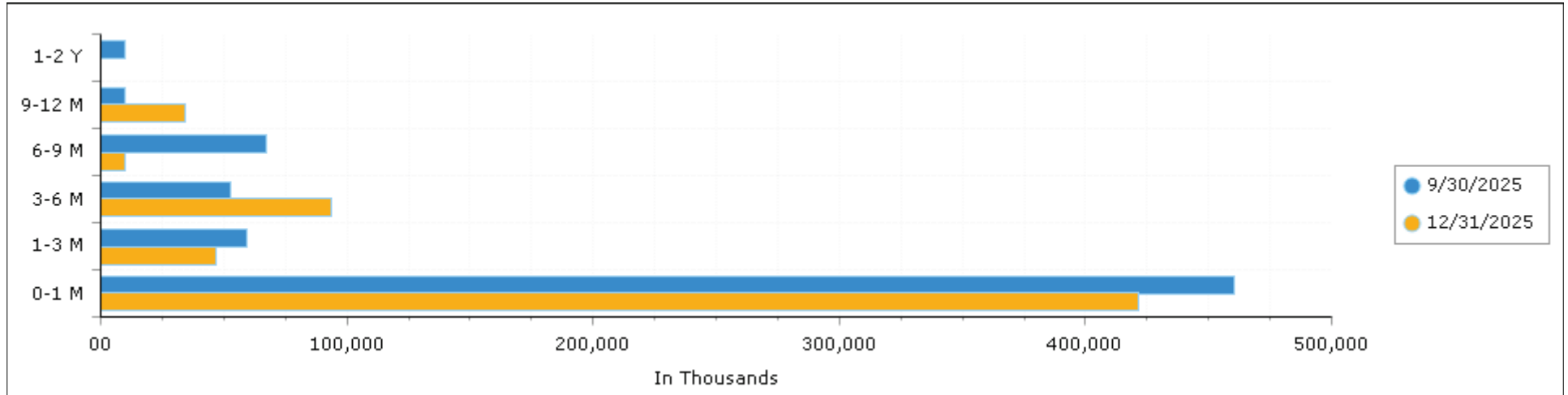
City of Pflugerville TX
Distribution by Maturity Range - Market Value
 All Portfolios

Begin Date: 9/30/2025, End Date: 12/31/2025

Maturity Range Allocation

Maturity Range	Market Value 9/30/2025	% of Portfolio 9/30/2025	Market Value 12/31/2025	% of Portfolio 12/31/2025
0-1 Month	460,723,584.67	69.74	421,583,172.10	69.50
1-3 Months	59,450,714.92	9.00	46,822,142.02	7.72
3-6 Months	52,872,453.10	8.00	93,636,246.39	15.44
6-9 Months	67,485,588.25	10.22	10,146,073.11	1.67
9-12 Months	10,044,804.22	1.52	34,398,534.43	5.67
1-2 Years	10,039,665.10	1.52	0.00	0.00
Total / Average	660,616,810.26	100.00	606,586,168.05	100.00

Portfolio Holdings



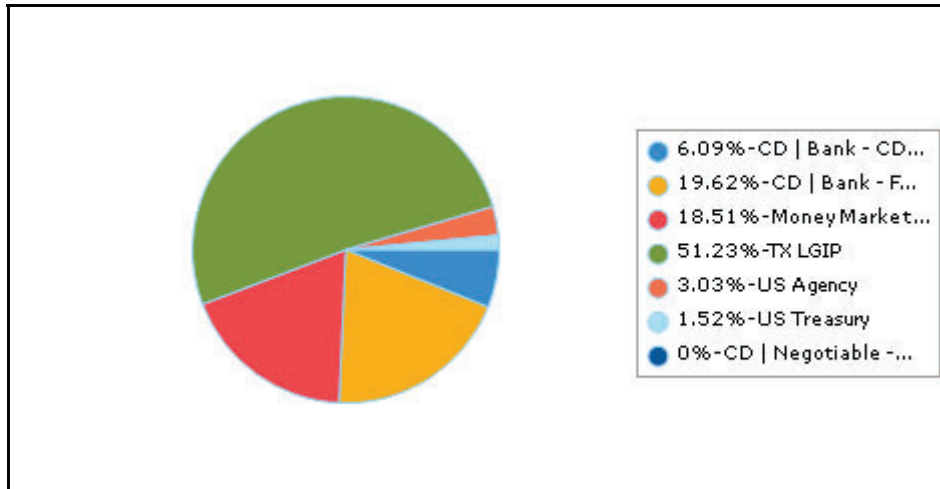
City of Pflugerville TX
Distribution by Asset Category - Market Value
All Portfolios

Begin Date: 9/30/2025, End Date: 12/31/2025

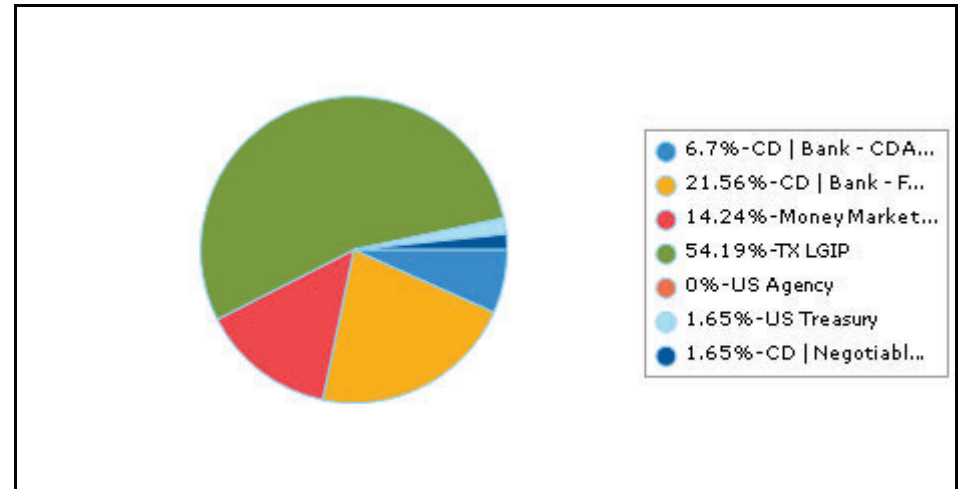
Asset Category Allocation

Asset Category	Market Value 9/30/2025	% of Portfolio 9/30/2025	Market Value 12/31/2025	% of Portfolio 12/31/2025
CD Bank - CDARS Program	40,235,853.04	6.09	40,655,328.30	6.70
CD Bank - FDIC Insured	129,611,210.65	19.62	130,806,753.43	21.56
Money Market DDA	122,259,069.75	18.51	86,388,804.40	14.24
TX LGIP	338,464,514.92	51.23	328,716,531.92	54.19
US Agency	20,013,349.40	3.03	0.00	0.00
US Treasury	10,032,812.50	1.52	10,018,750.00	1.65
CD Negotiable - FDIC Insured	0.00	0.00	10,000,000.00	1.65
Total / Average	660,616,810.26	100.00	606,586,168.05	100.00

Portfolio Holdings as of 9/30/2025



Portfolio Holdings as of 12/31/2025





City of Pflugerville TX
Portfolio Holdings by Portfolio Name
All Portfolios

Date: 12/31/2025

Description	Face Amount / Shares	Settlement Date	Cost Value	Market Price	Market Value	% Portfolio	Credit Rating	Days To Call/Maturity
CUSIP		YTM @ Cost	Book Value	YTM @ Market	Accrued Interest	Unre. Gain/Loss	Credit Rating	Duration To Maturity
1 Pooled Funds								
BOK Financial 4.23 6/11/2026		6/12/2025	10,238,006.37	100.00	10,238,006.37	1.69%	NR	162
CDARS4269	10,238,006.37	4.23	10,238,006.37	4.23	0.00	0.00	NR	0.44
Central National Bank 4 6/8/2026		9/8/2025	10,000,000.00	100.00	10,000,000.00	1.65%	NR	159
CD1353	10,000,000.00	4.00	10,000,000.00	4.00	124,931.51	0.00	NR	0.44
East West Bank 3.5 12/23/2026		12/23/2025	3,394,916.72	100.00	3,394,916.72	0.56%	NR	357
CD5628-4	3,394,916.72	3.50	3,394,916.72	3.50	0.00	0.00	NR	0.97
East West Bank 3.5 12/29/2026		12/29/2025	10,855,832.98	100.00	10,855,832.98	1.79%	NR	363
CD0361-2	10,855,832.98	3.50	10,855,832.98	3.50	0.00	0.00	NR	0.98
East West Bank 4.095 3/27/2026		3/27/2025	10,857,906.27	100.00	10,857,906.27	1.79%	NR	86
CD8026-1	10,857,906.27	4.10	10,857,906.27	4.10	0.00	0.00	NR	0.25
East West Bank 4.18 5/28/2026		5/28/2025	10,034,703.29	100.00	10,034,703.29	1.65%	NR	148
CD6236-2	10,034,703.29	4.18	10,034,703.29	4.18	0.00	0.00	NR	0.41
NexBank MM		1/30/2022	5,930,848.27	100.00	5,930,848.27	0.98%	None	1
NB-8042	5,930,848.27	3.90	5,930,848.27	3.90	0.00	0.00	None	0
Texas Bank & Trust 3.76 10/3/2026		10/3/2025	10,000,000.00	100.00	10,000,000.00	1.65%	NR	276
CD6821	10,000,000.00	3.76	10,000,000.00	3.76	91,682.19	0.00	NR	0.74
TexasCLASS LGIP		10/30/2023	30,971,714.52	100.00	30,971,714.52	5.11%	NR	1
TXC-0011	30,971,714.52	3.97	30,971,714.52	3.97	0.00	0.00	NR	0
T-Note 4.625 3/15/2026		9/30/2024	10,130,864.30	100.19	10,018,750.00	1.65%	Moody's-Aaa	74
91282CGR6	10,000,000.00	3.69	10,018,237.21	3.65	136,705.80	512.79	S&P-AA+	0.2
Wells Fargo General Checking Cash		12/30/2021	4,830,666.38	100.00	4,830,666.38	0.8%	NR	1
WF-0245	4,830,666.38	0.00	4,830,666.38	0.00	0.00	0.00	NR	0
Wells Fargo Operating Cash		7/31/2023	1,822.00	100.00	1,822.00	0%	NR	1
WF-4354	1,822.00	0.00	1,822.00	0.00	0.00	0.00	NR	0



City of Pflugerville TX
Portfolio Holdings by Portfolio Name
All Portfolios

Date: 12/31/2025

Description	Face Amount / Shares	Settlement Date	Cost Value	Market Price	Market Value	% Portfolio	Credit Rating	Days To Call/Maturity
CUSIP		YTM @ Cost	Book Value	YTM @ Market	Accrued Interest	Unre. Gain/Loss	Credit Rating	Duration To Maturity
Wells Fargo Sweep MM		9/30/2025	3,675,307.69	100.00	3,675,307.69	0.61%	NR	1
WF-4354S	3,675,307.69	3.72	3,675,307.69	3.72		0.00	NR	0
Wells Fargo Sweep MM		9/30/2025	1,540,115.96	100.00	1,540,115.96	0.25%	NR	1
WF-0237S	1,540,115.96	3.72	1,540,115.96	3.72		0.00	NR	0
Wells Fargo Utility Fund Cash		9/29/2023	1,078.00	100.00	1,078.00	0%	NR	1
WF-0237	1,078.00	0.00	1,078.00	0.00		0.00	NR	0
			122,463,782.75		122,351,668.45	20.18%		117
Sub Total 1 Pooled Funds	122,332,918.45	3.76	122,351,155.66	3.75	353,319.50	512.79		0.32
3.1 Capital Projects Fund - General Funds								
American National Bank & Trust 4.25 11/26/2026		8/28/2025	10,147,784.73	100.00	10,147,784.73	1.67%	NR	239
CDARS4862	10,147,784.73	4.25	10,147,784.73	4.25	0.00	0.00	NR	0.89
BOK Financial 3.98 8/20/2026		8/21/2025	10,146,073.11	100.00	10,146,073.11	1.67%	NR	232
CDARS6485	10,146,073.11	3.98	10,146,073.11	3.98	0.00	0.00	NR	0.63
BOK Financial 3.999 3/12/2026		9/11/2025	10,123,464.09	100.00	10,123,464.09	1.67%	NR	71
CDARS7606	10,123,464.09	4.00	10,123,464.09	4.00	0.00	0.00	NR	0.2
Central National Bank 4.1 5/21/2026		8/21/2025	5,000,000.00	100.00	5,000,000.00	0.82%	NR	141
CD1331	5,000,000.00	4.10	5,000,000.00	4.10	74,136.99	0.00	NR	0.39
East West Bank 3.67 6/11/2026		12/11/2025	25,603,917.86	100.00	25,603,917.86	4.22%	NR	162
CD9909-1	25,603,917.86	3.67	25,603,917.86	3.67	0.00	0.00	NR	0.44
East West Bank 3.87 6/9/2026		9/9/2025	10,121,598.20	100.00	10,121,598.20	1.67%	NR	160
CD2202	10,121,598.20	3.87	10,121,598.20	3.87	0.00	0.00	NR	0.44
East West Bank 4.02 3/18/2026		3/18/2025	10,745,637.40	100.00	10,745,637.40	1.77%	NR	77
CD0720-1	10,745,637.40	4.02	10,745,637.40	4.02	0.00	0.00	NR	0.22
East West Bank 4.13 2/20/2026		8/20/2025	5,076,384.26	100.00	5,076,384.26	0.84%	NR	51
CD0021	5,076,384.26	4.13	5,076,384.26	4.13	0.00	0.00	NR	0.14



City of Pflugerville TX
Portfolio Holdings by Portfolio Name
All Portfolios

Date: 12/31/2025

Description	Face Amount / Shares	Settlement Date	Cost Value	Market Price	Market Value	% Portfolio	Credit Rating	Days To Call/Maturity
CUSIP		YTM @ Cost	Book Value	YTM @ Market	Accrued Interest	Unre. Gain/Loss	Credit Rating	Duration To Maturity
East West Bank 4.14 6/18/2026		6/18/2025	21,554,225.82	100.00	21,554,225.82	3.55%	NR	169
CD4697-1	21,554,225.82	4.14	21,554,225.82	4.14	0.00	0.00	NR	0.46
TexasCLASS LGIP		10/2/2025	39,858,126.89	100.00	39,858,126.89	6.57%	NR	1
TXC-0014	39,858,126.89	3.97	39,858,126.89	3.97	0.00	0.00	NR	0
TexasCLASS LGIP		1/1/2023	20,328,871.66	100.00	20,328,871.66	3.35%	NR	1
TXC-0001	20,328,871.66	3.97	20,328,871.66	3.97	0.00	0.00	NR	0
TexasCLASS LGIP		8/30/2023	42,195,173.52	100.00	42,195,173.52	6.96%	NR	1
TXC-0009	42,195,173.52	3.97	42,195,173.52	3.97	0.00	0.00	NR	0
TexasCLASS LGIP		8/30/2023	78,508,254.52	100.00	78,508,254.52	12.94%	NR	1
TXC-0010	78,508,254.52	3.97	78,508,254.52	3.97	0.00	0.00	NR	0
TexasCLASS LGIP		8/30/2023	57,929,394.68	100.00	57,929,394.68	9.55%	NR	1
TXC-0007	57,929,394.68	3.97	57,929,394.68	3.97	0.00	0.00	NR	0
US Treasury Restricted MM		4/16/2025	20,447,725.27	100.00	20,447,725.27	3.37%	NR	1
SLGS-0690	20,447,725.27	2.80	20,447,725.27	2.80	0.00	0.00	NR	0
US Treasury Restricted MM		12/15/2025	13,516,377.26	100.00	13,516,377.26	2.23%	NR	1
SLGS-2819	13,516,377.26	2.80	13,516,377.26	2.80	0.00	0.00	NR	0
US Treasury Restricted MM		4/7/2025	10,232,045.38	100.00	10,232,045.38	1.69%	NR	1
SLGS-0630	10,232,045.38	2.80	10,232,045.38	2.80	0.00	0.00	NR	0
US Treasury Restricted MM		12/11/2025	3,004,570.94	100.00	3,004,570.94	0.5%	NR	1
SLGS-2818	3,004,570.94	2.80	3,004,570.94	2.80	0.00	0.00	NR	0
			394,539,625.59		394,539,625.59	65.04%		43
Sub Total 3.1 Capital Projects Fund - General Funds	394,539,625.59	3.83	394,539,625.59	3.83	74,136.99	0.00		0.12
3.2 Capital Projects - Utility Fund								
TexasCLASS LGIP		1/1/2023	25,679,732.53	100.00	25,679,732.53	4.23%	None	1
TXC-0002	25,679,732.53	3.97	25,679,732.53	3.97	0.00	0.00	None	0



City of Pflugerville TX
Portfolio Holdings by Portfolio Name
All Portfolios

Date: 12/31/2025

Description	Face Amount / Shares	Settlement Date	Cost Value	Market Price	Market Value	% Portfolio	Credit Rating	Days To Call/Maturity
CUSIP		YTM @ Cost	Book Value	YTM @ Market	Accrued Interest	Unre. Gain/Loss	Credit Rating	Duration To Maturity
TexasCLASS LGIP		10/1/2024	17,110,805.08	100.00	17,110,805.08	2.82%	NR	1
TXC-0012	17,110,805.08	3.97	17,110,805.08	3.97		0.00	NR	0
TexasCLASS LGIP		1/1/2023	5,569,887.63	100.00	5,569,887.63	0.92%	None	1
TXC-0004	5,569,887.63	3.97	5,569,887.63	3.97		0.00	None	0
UMB Restricted MM		1/1/2023	3,538,392.84	100.00	3,538,392.84	0.58%	NR	1
UMB-158937	3,538,392.84	3.15	3,538,392.84	3.15		0.00	NR	0
UMB Restricted MM		2/29/2024	12,967,874.20	100.00	12,967,874.20	2.14%	NR	1
UMB-162436	12,967,874.20	3.15	12,967,874.20	3.15		0.00	NR	0
Sub Total 3.2 Capital Projects - Utility Fund	64,866,692.28	3.76	64,866,692.28	3.76	64,866,692.28	10.69%	0.00	0
5 Special Revenue Fund								
TexasCLASS LGIP		2/27/2022	2,243,209.01	100.00	2,243,209.01	0.37%	None	1
TXC-0003	2,243,209.01	3.97	2,243,209.01	3.97		0.00	None	0
US Bank First American MM		3/11/2025	17,953.81	100.00	17,953.81	0%	NR	1
USB-4009	17,953.81	3.68	17,953.81	3.68		0.00	NR	0
US Bank First American MM		3/11/2025	1,030,917.41	100.00	1,030,917.41	0.17%	NR	1
USB-4005	1,030,917.41	3.68	1,030,917.41	3.68		0.00	NR	0
US Bank First American MM		8/25/2025	17,421.02	100.00	17,421.02	0%	NR	1
USB-4001	17,421.02	3.68	17,421.02	3.68		0.00	NR	0
US Bank First American MM		3/11/2025	93,435.50	100.00	93,435.50	0.02%	NR	1
USB-4003	93,435.50	3.68	93,435.50	3.68		0.00	NR	0
US Bank First American MM		12/31/2025	70,774.35	100.00	70,774.35	0.01%	NR	1
USB-4010	70,774.35	3.68	70,774.35	3.68		0.00	NR	0
US Bank First American MM		11/1/2025	12.11	100.00	12.11	0%	None	1
USB-4002	12.11	3.68	12.11	3.68		0.00	None	0



City of Pflugerville TX
Portfolio Holdings by Portfolio Name
All Portfolios

Date: 12/31/2025

Description	Face Amount / Shares	Settlement Date	Cost Value	Market Price	Market Value	% Portfolio	Credit Rating	Days To Call/Maturity
CUSIP		YTM @ Cost	Book Value	YTM @ Market	Accrued Interest	Unre. Gain/Loss	Credit Rating	Duration To Maturity
US Bank First American MM		3/11/2025	20,603.32	100.00	20,603.32	0%	NR	1
USB-4004	20,603.32	3.68	20,603.32	3.68		0.00	NR	0
Sub Total 5 Special Revenue Fund	3,494,326.53	3.87	3,494,326.53	3.87	3,494,326.53	0.57%	0.00	1
6 Utility Fund								
TexasCLASS LGIP		10/30/2024	4,118,523.52	100.00	4,118,523.52	0.68%	NR	1
TXC-0013	4,118,523.52	3.97	4,118,523.52	3.97		0.00	NR	0
Sub Total 6 Utility Fund	4,118,523.52	3.97	4,118,523.52	3.97	4,118,523.52	0.68%	0.00	1
7 Community Development Corporation								
East West Bank 4.06 4/28/2026		4/28/2025	1,083,794.85	100.00	1,083,794.85	0.18%	NR	118
CD5065-1	1,083,794.85	4.06	1,083,794.85	4.06	0.00	0.00	NR	0.33
East West Bank 4.167 1/28/2026		4/28/2025	6,477,835.78	100.00	6,477,835.78	1.07%	NR	28
CD3759-2	6,477,835.78	4.17	6,477,835.78	4.17	0.00	0.00	NR	0.08
NexBank MM		6/30/2024	4,840,541.46	100.00	4,840,541.46	0.8%	NR	1
NB-0174	4,840,541.46	3.90	4,840,541.46	3.90		0.00	NR	0
TexPool Prime LGIP		6/30/2024	4,202,838.36	100.00	4,202,838.36	0.69%	NR	1
TP-9623	4,202,838.36	3.91	4,202,838.36	3.91		0.00	NR	0
Wells Fargo Operating Cash		12/31/2024	610,321.23	100.00	610,321.23	0.1%	NR	1
WF-7022	610,321.23	0.00	610,321.23	0.00		0.00	NR	0
Sub Total 7 Community Development Corporation	17,215,331.68	3.87	17,215,331.68	3.87	17,215,331.68	2.84%	0.00	19
TOTAL PORTFOLIO	606,567,418.05	3.81	606,585,655.26	3.81	606,586,168.05	100.00%	512.79	52

City of Pflugerville TX
Date To Date
MONTHLY Investment Activity | by Portfolio (Fund)
Report Format: By Transaction
Group By: Portfolio Name
Portfolio / Report Group: All Portfolios
Begin Date: 9/30/2025, End Date: 12/31/2025

Description	CUSIP/Ticker	Interest Earned During Period-BV
1 Pooled Funds		
BOK Financial 4.23 6/11/2026	CDARS4269	108,558.99
East West Bank 3.5 12/23/2026	CD5628-4	2,928.46
East West Bank 3.5 12/29/2026	CD0361-2	3,122.31
East West Bank 4.095 3/27/2026	CD8026-1	111,488.84
East West Bank 4.18 5/28/2026	CD6236-2	105,163.50
East West Bank 4.19 12/23/2025	CD5628-3	32,164.36
East West Bank 4.19 12/29/2025	CD0361-1	110,308.21
NexBank MM	NB-8042	61,051.72
Texas Bank & Trust 3.76 10/3/2026	CD6821	91,682.19
TexasCLASS LGIP	TXC-0011	217,425.97
T-Note 4.625 3/15/2026	91282CGR6	94,868.15
Wells Fargo General Checking Cash	WF-0245	0.00
Wells Fargo Operating Cash	WF-4354	0.00
Wells Fargo SweepMM	WF-0237S	16,953.83
Wells Fargo SweepMM	WF-4354S	60,314.74
Wells Fargo Utility Fund Cash	WF-0237	0.00
Sub Total/Average 1 Pooled Funds		1,016,031.27
3.1 Capital Projects Fund - General Funds		
American National Bank & Trust 4.25 11/26/2026	CDARS4862	108,119.63
BOK Financial 3.98 8/20/2026	CDARS6485	101,268.89
BOK Financial 3.999 3/12/2026	CDARS7606	101,527.75
Central National Bank 4 6/8/2026	CD1353	100,821.92
Central National Bank 4.1 5/21/2026	CD1331	51,671.24
East West Bank 3.67 6/11/2026	CD9909-1	54,003.07
East West Bank 3.87 6/9/2026	CD2202	98,246.19
East West Bank 4.02 3/18/2026	CD0720-1	108,325.58
East West Bank 4.13 2/20/2026	CD0021	52,567.41
East West Bank 4.14 6/18/2026	CD4697-1	223,737.83
East West Bank 4.34 12/11/2025	CD9909	214,776.63
FFCB 4.875 11/13/2025	3133EPC37	115,257.68
TexasCLASS LGIP	TXC-0001	402,828.27
TexasCLASS LGIP	TXC-0007	519,824.46
TexasCLASS LGIP	TXC-0009	516,889.24
TexasCLASS LGIP	TXC-0010	824,732.50
TexasCLASS LGIP	TXC-0014	406,792.26
US Treasury Restricted MM	SLGS-0630	74,654.76

US Treasury Restricted MM	SLGS-0690	149,190.10
US Treasury Restricted MM	SLGS-2818	4,570.94
US Treasury Restricted MM	SLGS-2819	16,377.26
Sub Total/Average 3.1 Capital Projects Fund - General Funds		4,246,183.61
3.2 Capital Projects - Utility Fund		
TexasCLASS LGIP	TXC-0002	519,860.02
TexasCLASS LGIP	TXC-0004	76,277.89
TexasCLASS LGIP	TXC-0012	96,818.22
UMB Restricted MM	UMB-158937	30,836.90
UMB Restricted MM	UMB-162436	192,609.81
Sub Total/Average 3.2 Capital Projects - Utility Fund		916,402.84
5 Special Revenue Fund		
TexasCLASS LGIP	TXC-0003	23,170.38
US Bank First American MM	USB-4001	159.17
US Bank First American MM	USB-4002	0.08
US Bank First American MM	USB-4003	42,569.35
US Bank First American MM	USB-4004	205.64
US Bank First American MM	USB-4005	10,345.70
US Bank First American MM	USB-4009	264.26
US Bank First American MM	USB-4010	0.00
Sub Total/Average 5 Special Revenue Fund		76,714.58
6 Utility Fund		
TexasCLASS LGIP	TXC-0013	36,568.71
Sub Total/Average 6 Utility Fund		36,568.71
7 Community Development Corporation		
East West Bank 4.06 4/28/2026	CD5065-1	11,033.77
East West Bank 4.167 1/28/2026	CD3759-2	67,677.62
NexBank MM	NB-0174	46,804.43
TexPool Prime LGIP	TP-9623	44,248.65
Wells Fargo Operating Cash	WF-7022	0.00
Sub Total/Average 7 Community Development Corporation		169,764.47
Total / Average		6,461,665.48