


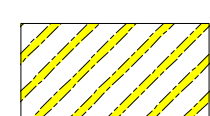




Estimated LCRA Easement Area
3.50 Acres

Subject Property

Floodplain within Subject Property
9.40 Acres

City Property

Legend

-  Powerline
-  3.50 Acres of LCRA Easement
-  Subject Property
-  City Property
-  9.40 Acres of Floodplain
-  100 Year Floodplain

