PRELIMINARY PLAN SUBMITTAL

FOR

15000 CAMERON ROAD DEVELOPMENT
15000 CAMERON RD
CITY OF PFLUGERVILLE, TEXAS

PRELIMINARY PLAN ONLY - NOT FOR RECORDATION

NOTE:
1. ALL RESPONSIBILITY FOR THE ADEQUACY OF THESE PLANS REMAINS WITH THE ENGINEER WHO PREPARED THEM. IN REVIEWING THESE PLANS THE CITY OF PFLUGERVILLE MUST RELY ON THE ADEQUACY OF THE WORK OF THE DESIGN ENGINEER.
2. THIS SITE PLAN HAS BEEN SUBMITTED TO THE TEXAS DEPARTMENT OF LICENSING AND REGULATION FOR REVIEW OF COMPLIANCE WITH THE ARCHITECTURAL BARRIERS ACT. THE REFERENCE NUMBERS BELOW IS PROOF OF SUBMITTAL TO TDLR.
   - 2.1. 15116 IMPACT WAY BUILDING 1: #2033637906
   - 2.2. 15116 IMPACT WAY BUILDING 2: #2033637924
   - 2.3. 15116 IMPACT WAY BUILDING 3: #2033637939
   - 2.4. 15117 IMPACT WAY BUILDING 1: #2033637954
   - 2.5. 15117 IMPACT WAY BUILDING 2: #2033637973
   - 2.6. 15117 IMPACT WAY BUILDING 3: #2033637989
   - 2.7. 4904 TRANSPORTATION WAY BUILDING 1: #2033638008
   - 2.8. 4904 TRANSPORTATION WAY BUILDING 2: #2033638024

LEGAL DESCRIPTION FOR 87.52 ACRES (15000 CAMERON ROAD- DEVELOPMENT)

BEING A 87.52 ACRE TRACT OF LAND COMPRISED OF THE REMAINDER OF A CALLED 97.5 ACRE TRACT OF LAND RECORDED IN THE NAMES OF MARY BRACKETT AND WILLIAM BRYAN AND DESCRIBED IN DEED IN VOLUME 955 PAGE 46, TRAVIS COUNTY DEED RECORDS (T.C.D.R.), LOCATED IN THE WILLIAM CALDWELL SURVEY, A-162, TRAVIS COUNTY TEXAS, SAID 87.520 ACRE TRACT OF LAND BEING MORE PARTICULARLY DESCRIBED BY METES AND BOUND AS FOLLOWS:(BEARINGS ARE BASED ON THE TEXAS STATE PLAN COORDINATE SYSTEM, CENTRAL ZONE).

BEGINNING AT A 1/2-INCH IRON ROD FOUND FOR THE SOUTHERLY CORNER OF SAID 97.5 ACRE REMAINDER TRACT, SAID IRON ROD BEING ON THE NORTHEASTERLY LINE OF THE REMAINDER OF A CALLED 49.993 ACRE TRACT OF LAND RECORDED IN THE NAME OF GLADYS TORN AND DESCRIBED IN DEED IN VOLUME 5242, PAGE 2288, T.C.D.R., SAID IRON ROD BEING AN ELL CORNER ON THE WESTERLY RIGHT-OF-WAY (R.O.W.) LINE OF CAMERON ROAD (WIDTH VARIES), FROM WHICH, A CAPPED IRON ROD FOUND STAMPED "MWM BEARS SOUTH 62 DEGREES 54 MINUTES 40 SECONDS EAST, A DISTANCE OF 15.03 FEET FOR THE EASTERLY CORNER OF SAID 49.993 ACRE REMAINDER TRACT, ALSO FROM WHICH AN IRON ROD FOUND WITH AN ALUMINUM TXDOT CAP BEARS SOUTH 64 DEGREES 39 MINUTES 10 SECONDS EAST, A DISTANCE OF 9.85 FEET;

THENCE, WITH THE SOUTHWESTERLY LINE OF SAID 97.5 ACRE REMAINDER TRACT AND THE NORTHEASTERLY LINE OF SAID 49.993 ACRE REMAINDER TRACT, NORTH 62 DEGREES 24 MINUTES 18 SECONDS WEST, A DISTANCE OF 2,950.64 FEET TO THE REMNANT OF A CONCRETE MONUMENT FOUND FOR THE WESTERLY CORNER OF SAID 97.5 ACRE REMAINDER TRACT, ALSO BEING THE NORTHERLY CORNER OF SAID 49.993 ACRE REMAINDER TRACT, ALSO BEING ON THE SOUTHEASTERLY LINE OF A CALLED 180.432 ACRE TRACT OF LAND RECORDED IN THE NAME OF TRAVIS COUNTY IN VOLUME 13131, PAGE 3751, T.C.D.R.;

THENCE, WITH THE NORTHWESTERLY LINE OF SAID 97.5 ACRE REMAINDER TRACT AND THE SOUTHEASTERLY LINE OF SAID 180.432 ACRE TRACT, NORTH 27 DEGREES 47 MINUTES 43 SECONDS EAST, A DISTANCE OF 1,411.61 FEET TO A 5/8-INCH IRON ROD SET WITH CAP STAMPED "GBI PARTNERS" FOR THE NORTHERLY CORNER OF SAID 97.5 ACRE REMAINDER TRACT, SAID IRON ROD BEING THE WESTERLY CORNER OF A CALLED 43.779 ACRE TRACT OF LAND RECORDED IN THE NAME OF 15218 CAMERON , LLC IN DOCUMENT NUMBER 2013156498, OFFICIAL PUBLIC RECORDS OF TRAVIS COUNTY (O.P.R.T.C.);

THENCE, WITH THE NORTHEASTERLY LINE OF SAID 97.5 ACRE REMAINDER TRACT AND THE SOUTHWESTERLY LINE OF SAID 43.779 ACRE TRACT, SOUTH 62 DEGREES 24 MINUTES 24 SECONDS EAST, A DISTANCE OF 2,431.05 FEET TO A 5/8-INCH IRON ROD SET WITH CAP STAMPED "GBI PARTNERS" FOR THE NORTHEASTERLY CORNER OF SAID 97.5 ACRE REMAINDER TRACT, SAID IRON ROD BEING THE SOUTHERLY CORNER OF SAID 43.779 ACRE TRACT, ALSO BEING ON THE WESTERLY R.O.W. LINE OF SH 130 SOUTHBOUND EXIT TO CAMERON ROAD, FROM WHICH, AN IRON ROD WITH ALUMINUM TXDOT CAP FOUND BEARS, NORTH 00 DEGREES 27 MINUTES 29 SECONDS EAST, A DISTANCE OF 246.54 FEET;

THENCE, WITH THE SOUTHEASTERLY LINE OF SAID 97.5 ACRE REMAINDER TRACT AND THE WESTERLY R.O.W. LINE OF SAID SH 130 WITH THE FOLLOWING, THE FOLLOWING TWO (2) COURSES AND DISTANCES;

1. SOUTH 18 DEGREES 02 MINUTES 51 SECONDS WEST, A DISTANCE OF 461.57 FEET TO AN IRON ROD WITH ALUMINUM TXDOT CAP;
2. 645.88 FEET ALONG THE ARC OF A CURVE TO THE LEFT, SAID CURVE HAVING A CENTRAL ANGLE OF 74 DEGREES 00 MINUTES 47 SECONDS, A RADIUS OF 500.00 FEET AND A CHORD WHICH BEARS SOUTH 18 DEGREES 57 MINUTES 04 SECONDS EAST, A DISTANCE OF 601.91 FEET TO A 5/8-INCH IRON ROD SET WITH CAP STAMPED "GBI PARTNERS" FOR THE INTERSECTION OF WESTERLY R.O.W. OF SAID SH 130 WITH THE WESTERLY R.O.W. OF AFORESAID CAMERON ROAD;

THENCE, WITH THE SOUTHEASTERLY LINE OF SAID 97.5 ACRE REMAINDER TRACT AND THE WESTERLY R.O.W. IF SAID CAMERON ROAD, SOUTH 27 DEGREES 28 MINUTES 230 SECONDS WEST, A DISTANCE OF 542.22 FEET TO THE POINT OF BEGINNING AND CONTAINING 87.520 ACRES OF LAND.

SURVEYOR'S CERTIFICATION

STATE OF TEXAS:

KNOW ALL MEN BY THESE PRESENTS:

COUNTY OF TRAVIS:

THAT I, ALAN JAY HORTON, DO HEREBY CERTIFY THAT I PREPARED THIS PLAN FROM AN ACTUAL AND ACCURATE ON-THE-GROUND SURVEY OF THE LAND, AND THAT THE CORNER MONUMENTS SHOWN THEREON MARKING THE BOUNDARY OF THE PROPOSED SUBDIVISION, BUT NOT INTERIOR LOT LINES, WERE PROPERLY PLACED UNDER MY PERSONAL SUPERVISION, IN ACCORDANCE WITH ALL CITY OF PFLUGERVILLE, TEXAS CODES AND ORDINANCES AND THAT ALL KNOWN EASEMENTS WITHIN THE BOUNDARY OF THE PLAT ARE SHOWN HEREON.

BENCHMARK NOTES:
1. BEARINGS ARE REFERENCED TO THE TEXAS STATE PLANES COORDINATE SYSTEM OF 1983 (NAD83), CENTRAL ZONE, BASED ON GPS OBSERVATIONS.
2. ELEVATIONS ARE BASED ON NAVD 88, (GEOID 12A) BASED ON GPS OBSERVATIONS.

BENCHMARKS:

N:	10120772.9235	N:	10122228.7482
E:	3162702.4987	E:	3162894.6769
	637.07 (NAV '88)		626.11 (NAV '88)

CITY OF PFLUGERVILLE GENERAL NOTES:
1. THIS PLAN LIES WITHIN THE CITY OF PFLUGERVILLE FULL PURPOSE JURISDICTION.
2. WATER AND WASTEWATER SHALL BE PROVIDED BY CITY OF PFLUGERVILLE. NO LOT IN THIS SUBDIVISION SHALL BE OCCUPIED UNTIL CONNECTED TO WATER AND WASTEWATER FACILITIES.
3. A 10-FT PUBLIC UTILITY EASEMENT (P.U.E.) SHALL BE DEDICATED ALONG ALL STREET FRONTAGE(S).
4. EASEMENT(S) DEDICATED TO THE PUBLIC BY THIS PLAN SHALL ALSO BE SUBJECT TO THE TERMS AND CONDITIONS OF THE ENGINEERING DESIGN MANUAL, AS AMENDED. THE GRANTOR [PROPERTY OWNER(S)], HEIRS, SUCCESSORS AND ASSIGNS SHALL RETAIN THE OBLIGATION TO MAINTAIN THE SURFACE OF THE EASEMENT PROPERTY, INCLUDING THE OBLIGATION TO REGULARLY MOW OR CUT BACK VEGETATION AND TO KEEP THE SURFACE OF THE EASEMENT PROPERTY FREE OF LITTER, DEBRIS, AND TRASH.
5. NO IMPROVEMENTS INCLUDING BUT NOT LIMITED TO STRUCTURES, FENCES, OR LANDSCAPING SHALL BE ALLOWED IN A PUBLIC EASEMENT, EXCEPT AS APPROVED BY THE CITY.
6. THE PROPERTY OWNER SHALL PROVIDE ACCESS TO DRAINAGE AND UTILITY EASEMENTS AS MAY BE NECESSARY AND SHALL NOT PROHIBIT ACCESS FOR THE PLACEMENT, CONSTRUCTION, INSTALLATION, PLACEMENT, REPAIR, MAINTENANCE, RELOCATION, REMOVAL, OPERATION AND INSPECTION OF SUCH DRAINAGE AND UTILITY FACILITIES, AND RELATED APPURTENANCES.
7. A SIX (6) FOOT WIDE SIDEWALK SHALL BE PROVIDED ON BOTH SIDES OF THE STREET.
8. STREETLIGHTS SHALL BE INSTALLED AND IN FULL WORKING ORDER WITH THE PUBLIC IMPROVEMENTS. ALL STREETLIGHTS SHALL BE IN CONFORMANCE WITH ALL CITY OF PFLUGERVILLE ORDINANCES INCLUDING BUT NOT LIMITED TO BEING DOWNCAST AND FULL CUT OFF TYPE.
9. THIS SUBDIVISION IS SUBJECT TO ALL CITY OF PFLUGERVILLE ORDINANCES OR TECHNICAL MANUALS RELATED TO TREE PRESERVATION PER CITY ORDINANCE #1203-15-02-24 AND CITY RESOLUTION # 1224-09-08-25-8A.
10. THE COMMUNITY IMPACT FEE RATE FOR WATER AND WASTEWATER WILL BE ASSESSED AT THE TIME OF FINAL PLAT.
11. ON-SITE STORM WATER FACILITIES SHALL BE PROVIDED TO MITIGATE POST-DEVELOPMENT PEAK RUNOFF RATES FOR THE 2 YEAR, 25 YEAR AND 100 Y EAR STORM EVENTS.
12. ALL ELECTRIC UTILITY INFRASTRUCTURE INCLUDING BUT NOT LIMITED TO TELEPHONE, CABLE TELEVISION, ELECTRIC UTILITY LATERAL AND SERVICE LINES SHALL BE INSTALLED IN ACCORDANCE WITH THE CITY OF PFLUGERVILLE ENGINEERING DESIGN MANUAL.
13. THE OWNER OF THIS SUBDIVISION, AND HIS OR HER SUCCESSORS AND ASSIGNS, ASSUMES RESPONSIBILITY FOR PLANS FOR CONSTRUCTION OF SUBDIVISION IMPROVEMENTS WHICH COMPLY WITH APPLICABLE CODES AND REQUIREMENTS OF THE CITY OF PFLUGERVILLE.
14. CONSTRUCTION PLANS AND SPECIFICATIONS FOR ALL SUBDIVISION IMPROVEMENTS SHALL BE REVIEWED AND APPROVED BY THE CITY OF PFLUGERVILLE PRIOR TO ANY CONSTRUCTION WITHIN THE SUBDIVISION.
15. SITE DEVELOPMENT CONSTRUCTION PLANS SHALL BE REVIEWED AND APPROVED BY THE CITY OF PFLUGERVILLE PRIOR TO ANY CONSTRUCTION.
16. NO PORTION OF THIS TRACT IS WITHIN A FLOOD HAZARD AREA AS SHOWN ON THE FEMA FLOOD INSURANCE RATE MAP PANEL #48453C0290J FOR TRAVIS COUNTY, EFFECTIVE 08-18-2014.
17. ALL PROPOSED FENCES AND WALLS ADJACENT TO INTERSECTING PUBLIC ROADWAY RIGHT-OF-WAY OR ADJACENT TO PRIVATE ACCESS DRIVES SHALL BE IN COMPLIANCE WITH THE SIGHT DISTANCE REQUIREMENTS OF THE CITY OF PFLUGERVILLE ENGINEERING DESIGN MANUAL, AS AMENDED.
18. WASTEWATER AND WATER SYSTEMS SHALL CONFORM TO TCEQ (TEXAS COMMISSION ON ENVIRONMENTAL QUALITY) AND STATE BOARD OF INSURANCE REQUIREMENTS. THE OWNER UNDERSTANDS AND ACKNOWLEDGES THAT PLAT VACATION OR RE-PLATTING MAY BE REQUIRED AT THE OWNER'S SOLE EXPENSE IF PLANS TO DEVELOP THIS SUBDIVISION DO NOT COMPLY WITH SUCH CODES AND REQUIREMENTS.

VICINITY MAP: 1" = 2000'

2000 0 1000 2000

SCALE: 1 INCH = 2000 FEET

DRAWING LIST

DRAWING NO.	PAGE NO.	DRAWING TITLE	ISSUE DATE	DATE REVISED
CS001	1	COVER SHEET	10/10/2022	8/20/2025
CS101	2	PRELIMINARY PLAN	10/10/2022	8/20/2025
CG101	3	EXISTING CONDITIONS & AND PROPOSED GRADING PLAN	10/10/2022	4/8/2025
CG102	4	EXISTING OVERALL DRAINAGE AREA MAP	10/10/2022	4/8/2025
CG103	5	PROPOSED OVERALL DRAINAGE AREA MAP	10/10/2022	6/13/2025
CG104	6	PROPOSED SUB-DRAINAGE AREA MAP	10/10/2022	4/8/2025
KT101	7	SITE DISTANCE PLAN	6/13/2025	
CG701	8	STORM WATER CALCULATIONS	10/11/2022	6/13/2025
CG702	9	STORM WATER CALCULATIONS	10/11/2022	
CU100	10	OVERALL WATER AND WASTEWATER PLAN	7/23/2024	8/20/2025
CU101	11	WATERLINE PLAN AND PROFILE I	7/23/2024	8/20/2025
CU102	12	WATERLINE PLAN AND PROFILE II	9/6/2024	8/20/2025
CU103	13	WATERWATER UTILITY PLAN AND PROFILE I	7/23/2024	8/20/2025
TS101	14	TREE SURVEY SHEET	10/10/2022	
SUPPLEMENTAL DRAWING				
PI101	--	PHOTOMETRIC PLAN	10/9/2024	8/4/2025
--	--	LIGHTING SUBMITTAL	6/13/2025	
SM1.0	--	ALTA SURVEY	10/3/2025	
--	--	ENGINEERING REPORT	10/10/2022	6/19/2023
--	--	DCS PRELIMINARY PLAN FOR IMPACT WAY PHASE IV	7/24/2024	
--	--	CONSTRUCTION PLANS FOR PFLUGERVILLE COMMUNITY DEVELOPMENT CORPORATION IMPACT WAY PHASE IV	7/29/2024	

APPROVED SUP ORDINANCE NO.: 1568-22-11-08

PASSED AND APPROVED NOVEMBER 8TH, 2022

STATE OF TEXAS
EMILY MAHONEY
143208
LICENSED PROFESSIONAL ENGINEER
8/20/2025

EMILY MAHONEY P.E.
LANGAN ENGINEERING AND ENVIRONMENTAL SERVICES, INC.
TBPE FIRM REG. #F-13709

Prepared by:

LANGAN

LANGAN ENGINEERING AND ENVIRONMENTAL SERVICES, INC.
c/o: W. Kyle Bogardus, PE
9606 NORTH MOPAC HIGHWAY #110
AUSTIN, TX 78759
PHONE: (281) 675-7900
EMAIL: kbogardus@langan.com
WEBSITE: LANGAN.COM

Developer:

EASTGROUP PROPERTIES
EASTGROUP PROPERTIES, L.P.
6565 N. MACARTHUR BLBD, SUITE 255
IRVING, TX 75039
PHONE: (972) 386-8700
EMAIL: reid.dunbar@eastgroup.net
WEBSITE: EASTGROUP.NET

Owner/Prepared for:

EARL W. BRACKETT
PO BOX 207
HIGHLANDVILLE, MO 65669
&
WILLIAM CHARLES BRYAN
751 CR 405
TAYLOR, TX 75674

Surveyor:

GBI PARTNERS, LAND SURVEYING CONSULTANTS
7696 183A TOLL ROAD, BUILDING 2A
LEANDER, TX 78641
PHONE: (281) 499-4539
EMAIL: ahorton@gbisurvey.com
WEBSITE: GBISURVEY.COM

Signature Block

Planning and Development Services Director, City of Pflugerville	Signature Date
Development Services Engineering, City of Pflugerville	Signature Date

CONTACTS

Electric Oncor Electric Delivery Company, LLC 203 W Main St. Round Rock, Texas 78664 Phone: (888) 313-6862 Website: oncor.com	Cable and Telephone CharterSpectrum 5167 Kyle Center Drive Kyle, TX 78640 Phone: (888) 406-7063 Website: spectrum.com	Development Services 100 W. Main Street Pflugerville, Texas 78660 512-990-6300
Wastewater City of Pflugerville 15500 Sun Light Near Way, #B Pflugerville, Texas 78660 Phone: (512) 990-6400 Website: pflugervilletx.gov	Gas Atmos Energy 3110 N Interstate Hwy 35 Round Rock, TX 78681 Phone: (888) 286-6700 Website: atmosenergy.com	
Water City of Pflugerville 15500 Sun Light Near Way, #B Pflugerville, Texas 78660 Phone: (512) 990-6400 Website: pflugervilletx.gov	Property Owner(s) (1): William Charles Bryan 751 CR 405 Taylor, TX 75674 (2): Earl W. Brackett PO Box 207 Highlandville, MO 65669	

RELEASE DATES

DATE	ISSUED FOR
10/02/2023	PRELIMINARY PLAN APPROVAL FROM CITY OF PFLUGERVILLE
06/13/2025	PRELIMINARY PLAN RESUBMITTAL TO CITY OF PFLUGERVILLE
08/20/2025	PRELIMINARY PLAN RESUBMITTAL TO CITY OF PFLUGERVILLE

15000 Cameron Road Development Summary Table

Total Site Acreage:	87.52 Acres
Number of Lots:	3 Lots
Lot 1 Block A Area (East):	44.310 Acres
Lot 1 Block B Area (West):	36.615 Acres
Lot 1 Block C Area (East):	1.117 Acres
Total Length of Impact Way:	3003 Ft
Total Width of Impact Way:	48' Road (70' R.O.W.)
Total Acreage of Impact Way:	5.478 Acres
Proposed Land Use:	Office/Warehouse

City Approved Revision & Corrections

No.	Description	Revise (R) Correct (C) Add (A) Void (V) Sheet No's	Net Change Impervious Cover (sq.ft.)/%	Total Impervious Cover (sq.ft.)/%	Design Engineer Signature	City of Pflugerville Approval	Manville WSC Approval	Approval Date
1	CS001- DATE AND TABLE REVISION	R-CS001	0	75.9%				10/2/2023
	CS101- UPDATED LABELS	R-CS101						
	CU100- UPDATED LABELS	R-CU100						
	CU101- UPDATED LABELS	R-CU101						
	CU102- UPDATED LABELS	R-CU102						
	CU103- UPDATED LABELS	R-CU103						

LANGAN

Project No. 531019001

LEGEND

	EXISTING	PROPOSED		EXISTING	PROPOSED		EXISTING	PROPOSED		EXISTING	PROPOSED
PROPERTY LINE			FIRE HYDRANT			EDGE OF ASPHALT			BARBED WIRE FENCE		
R.O.W LINE			UTILITY POLE			EDGE OF SIDEWALK			CHAIN LINK FENCE		
OVERHEAD WIRES	OHE OHE		CITY LIMITS			PUBLIC UTILITY EASEMENT LINE					

BENCHMARK NOTES:

1. BEARINGS ARE REFERENCED TO THE TEXAS COORDINATE SYSTEM OF 1983 (NAD83), CENTRAL ZONE, BASED ON GPS OBSERVATIONS.

2. ELEVATIONS ARE BASED ON NAVD 88, (GEOID 12A) BASED ON GPS OBSERVATIONS.

3. BENCHMARK:
COTTON SPINDLE IN POWER POLE, ELEVATION: 626.11

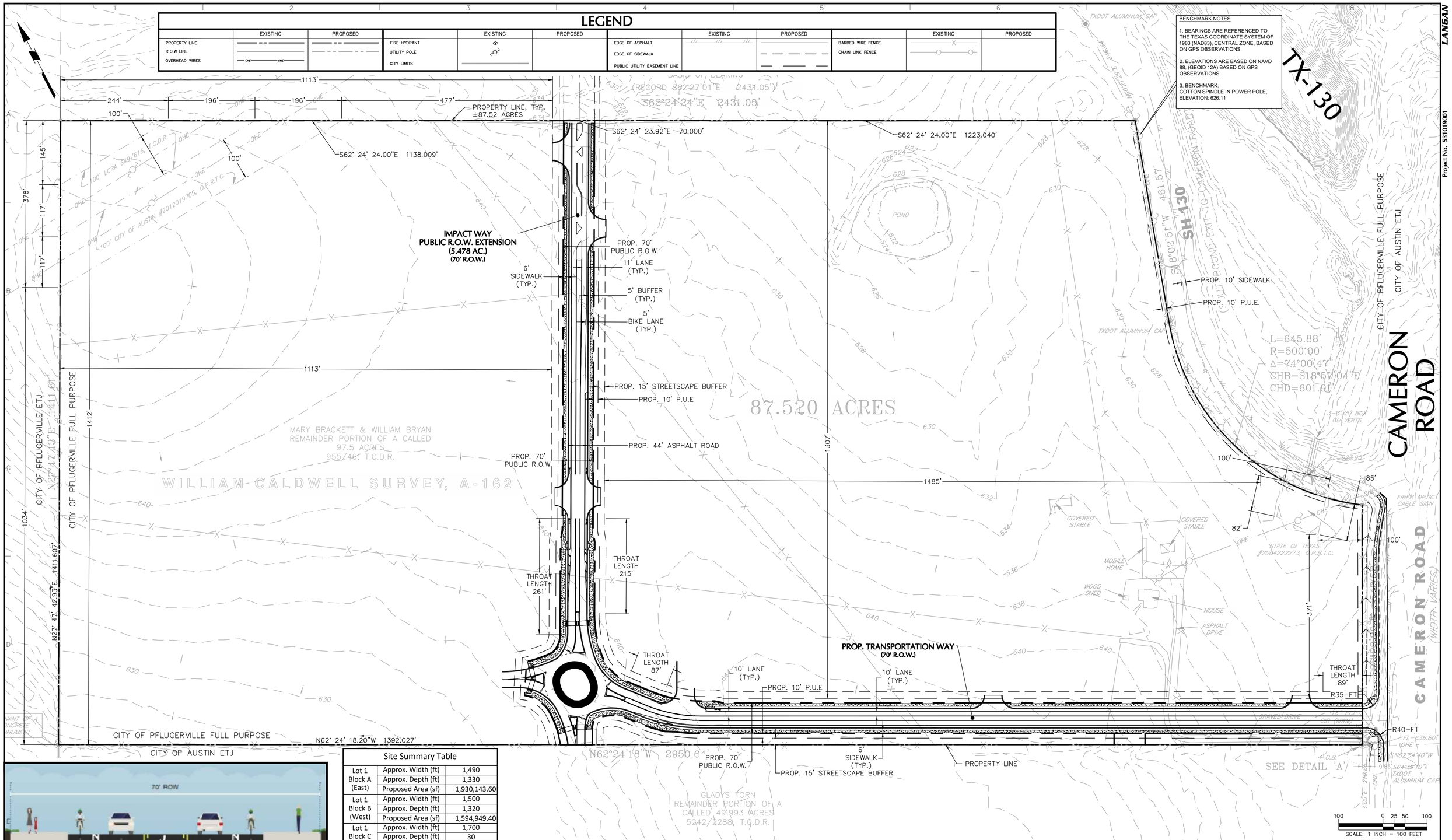

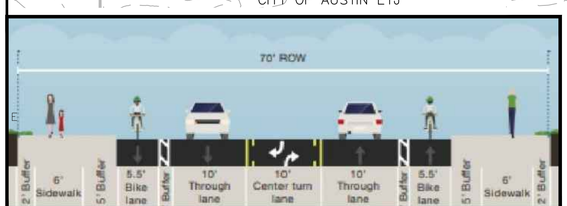

CITY OF PFLUGERVILLE MAJOR COLLECTOR R.O.W. CROSS SECTION DETAIL

NO PORTION OF THIS TRACT IS WITHIN A FLOOD HAZARD AREA AS DELINEATED ON THE FEMA FLOOD INSURANCE RATE MAP PANEL # 481026 FOR TRAVIS COUNTY, EFFECTIVE AUGUST 18, 2014.

Site Summary Table

Lot 1 Block A (East)	Approx. Width (ft)	1,490
	Approx. Depth (ft)	1,330
	Proposed Area (sf)	1,930,143.60
Lot 1 Block B (West)	Approx. Width (ft)	1,500
	Approx. Depth (ft)	1,320
	Proposed Area (sf)	1,594,949.40
Lot 1 Block C (East)	Approx. Width (ft)	1,700
	Approx. Depth (ft)	30
	Proposed Area (sf)	48,656.52

Date	Description	No.
08/20/2025	PRELIMINARY PLAN RESUBMITTAL TO CITY OF PFLUGERVILLE	3
06/12/2025	PRELIMINARY PLAN RESUBMITTAL TO CITY OF PFLUGERVILLE	2
10/02/23	PRELIMINARY PLAN APPROVAL FROM CITY OF PFLUGERVILLE	1

Revisions

STATE OF TEXAS
EMILY MAHONEY
143208
LICENSED PROFESSIONAL ENGINEER
08/20/2025

EMILY MAHONEY P.E.
LANGAN ENGINEERING AND ENVIRONMENTAL SERVICES, INC.
TBPE FIRM REG. #F-13709

LANGAN
Langan Engineering and Environmental Services, Inc.
9606 N. Mopac Expressway, Suite 110
Austin, TX 78759
T: 737.289.7800 F: 737.289.7801 www.langan.com
TBPE FIRM REG. #F-13709

Project
15000 CAMERON RD (EASTGROUP)
TRAVIS COUNTY PFLUGERVILLE TEXAS

Drawing Title
PRELIMINARY PLAN

Project No. 531019001
Date 10/10/2022
Drawn By MJK
Checked By EM

Drawing No.
CS101
Sheet 2 of 1

Date: 8/21/2025 Time: 12:27 User: selliott Style Table: Langan.stb Layout: CS101 (100 Scale) Document Code: 531019001-0503-CS101-0101

LANGAN
Project No. 531019001

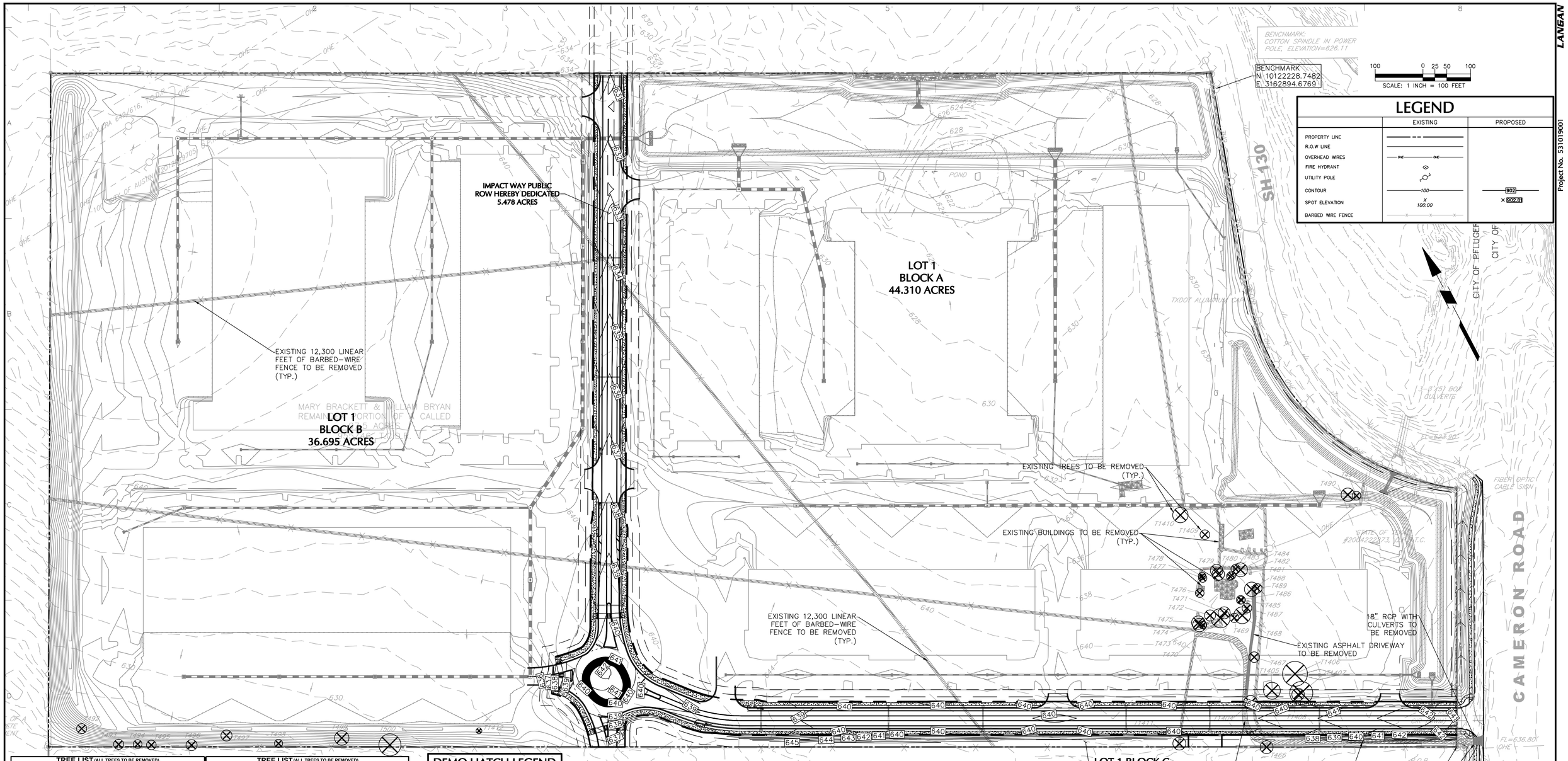

TREE LIST (ALL TREES TO BE REMOVED)				TREE LIST (ALL TREES TO BE REMOVED)			
TREE ID	SIZE/DBH (IN.)	SPECIES	CLASS	TREE ID	SIZE/DBH (IN.)	SPECIES	CLASS
466	13.5	HACKBERRY	II	488	15	HACKBERRY	II
467	11	HACKBERRY	II	489	10	HACKBERRY	II
468	17.5	HACKBERRY	II	490	14 (11.5/5.5)	HACKBERRY	II
469	9.5	HACKBERRY	II	491	9	HACKBERRY	II
470	20	HACKBERRY	III	492	10.5	HACKBERRY	II
471	12.5	HACKBERRY	II	493	10.5	HACKBERRY	II
472	11.5	HACKBERRY	II	494	9	HACKBERRY	II
473	8	HACKBERRY	II	495	10	HACKBERRY	II
474	14	HACKBERRY	II	496	11.5	HACKBERRY	II
475	12	HACKBERRY	II	497	11.5	HACKBERRY	II
476	9	HACKBERRY	II	498	8.5	HACKBERRY	II
477	8.5	HACKBERRY	II	499	15	EASTERN RED CEDAR	II
478	8	HACKBERRY	II	500	23 (11/8/8/8)	ASHE JUNIPER	III
479	13	HACKBERRY	II	1404	14.5 (10/9)	MESQUITE	II
480	13	HACKBERRY	II	1405	17.5 (13/9.5)	MESQUITE	II
481	8	HACKBERRY	II	1406	26 (17.5/17.5)	MESQUITE	IV
482	8.5	HACKBERRY	II	1407	24 (13/12.5/10)	MESQUITE	III
483	9.5	HACKBERRY	II	1408	13	MESQUITE	II
484	14.5	HACKBERRY	II	1409	10 (5.5/5/4.5)	MESQUITE	II
485	8	HACKBERRY	II	1410	16 (8.5/8/7)	MESQUITE	II
486	9	HACKBERRY	II	1411	13.5 (7/7/6.5)	MESQUITE	II
487	10	HACKBERRY	II	1412	6	GUM BUMELIA	I

DEMO HATCH LEGEND

- ASPHALT TO BE REMOVED
- GRAVEL TO BE REMOVED AND REPLACED WITH ASPHALT
- GRAVEL TO BE REMOVED
- FENCE TO BE REMOVED
- BUILDING TO BE REMOVED
- TREE TO BE REMOVED

Date	Description	No.
08/20/2025	PRELIMINARY PLAN RESUBMITTAL TO CITY OF PFLUGERVILLE	3
06/12/2025	PRELIMINARY PLAN RESUBMITTAL TO CITY OF PFLUGERVILLE	2
10/02/23	PRELIMINARY PLAN APPROVAL FROM CITY OF PFLUGERVILLE	1

Revisions

STATE OF TEXAS
EMILY MAHONEY
143208
LICENSED PROFESSIONAL ENGINEER
08/20/2025

EMILY MAHONEY P.E.
LANGAN ENGINEERING AND ENVIRONMENTAL SERVICES, INC.
TBPE FIRM REG. #F-13709

LANGAN
Langan Engineering and Environmental Services, Inc.
9606 N. Mopac Expressway, Suite 110
Austin, TX 78759
T: 737.289.7800 F: 737.289.7801 www.langan.com
TBPE FIRM REG. #F-13709

Project
15000 CAMERON RD (EASTGROUP)
TRAVIS COUNTY PFLUGERVILLE TEXAS

Drawing Title
EXISTING CONDITIONS & PROPOSED GRADING PLAN

Project No. 531019001
Date 10/10/2022
Drawn By MJK
Checked By EM

Drawing No. CG101
Sheet 3 of 1

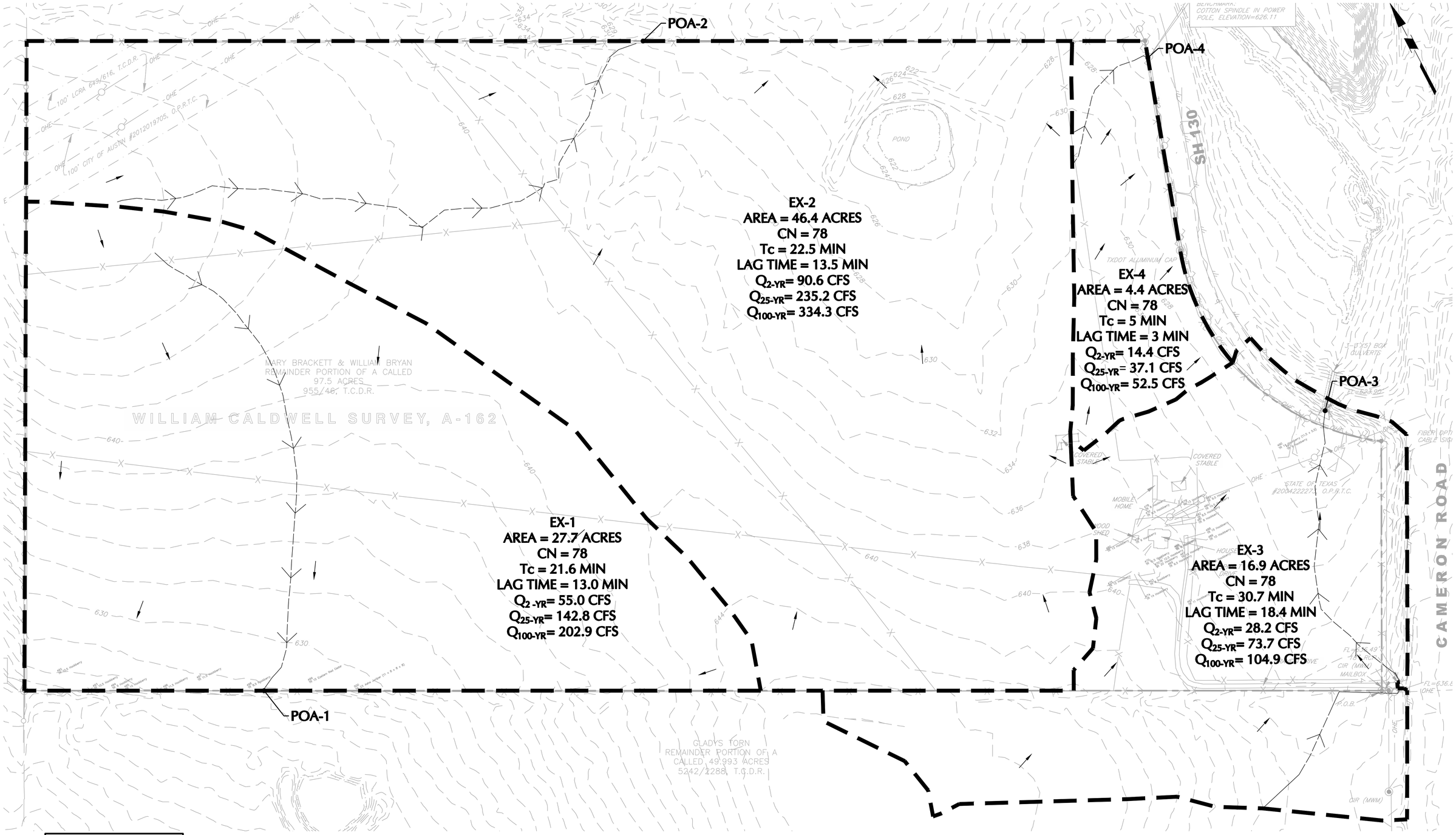

LEGEND

	EXISTING
PROPERTY LINE	
CONTOUR	100
CRITICAL PATH	
DRAINAGE AREA DELINEATION	
FLOW ARROW	

100 0 25 50 100

SCALE: 1 INCH = 100 FEET

Date	Description	No.
08/20/2025	PRELIMINARY PLAN RESUBMITTAL TO CITY OF PFLUGERVILLE	3
06/12/2025	PRELIMINARY PLAN RESUBMITTAL TO CITY OF PFLUGERVILLE	2
10/02/23	PRELIMINARY PLAN APPROVAL FROM CITY OF PFLUGERVILLE	1

Revisions

STATE OF TEXAS
EMILY MAHONEY
143208
LICENSED
PROFESSIONAL ENGINEER
08/20/2025

EMILY MAHONEY P.E.
LANGAN ENGINEERING AND ENVIRONMENTAL SERVICES, INC.
TBPE FIRM REG. #F-13709

LANGAN
Langan Engineering and Environmental Services, Inc.
9606 N. Mopac Expressway, Suite 110
Austin, TX 78759
T: 737.289.7800 F: 737.289.7801 www.langan.com
TBPE FIRM REG. #F-13709

Project
15000 CAMERON RD (EASTGROUP)
TRAVIS COUNTY PFLUGERVILLE TEXAS

Drawing Title
EXISTING OVERALL DRAINAGE AREA MAP

Project No. 531019001
Date 10/10/2022
Drawn By MJK
Checked By EM

Drawing No. CG102
Sheet 4 of 1

LANGAN
Project No. 531019001

Date: 8/12/2025 Time: 09:01 User: selliott Style Table: Langan.stb Layout: CG102 (100 Scale) Document Code: 531019001-0503-CG103-0101

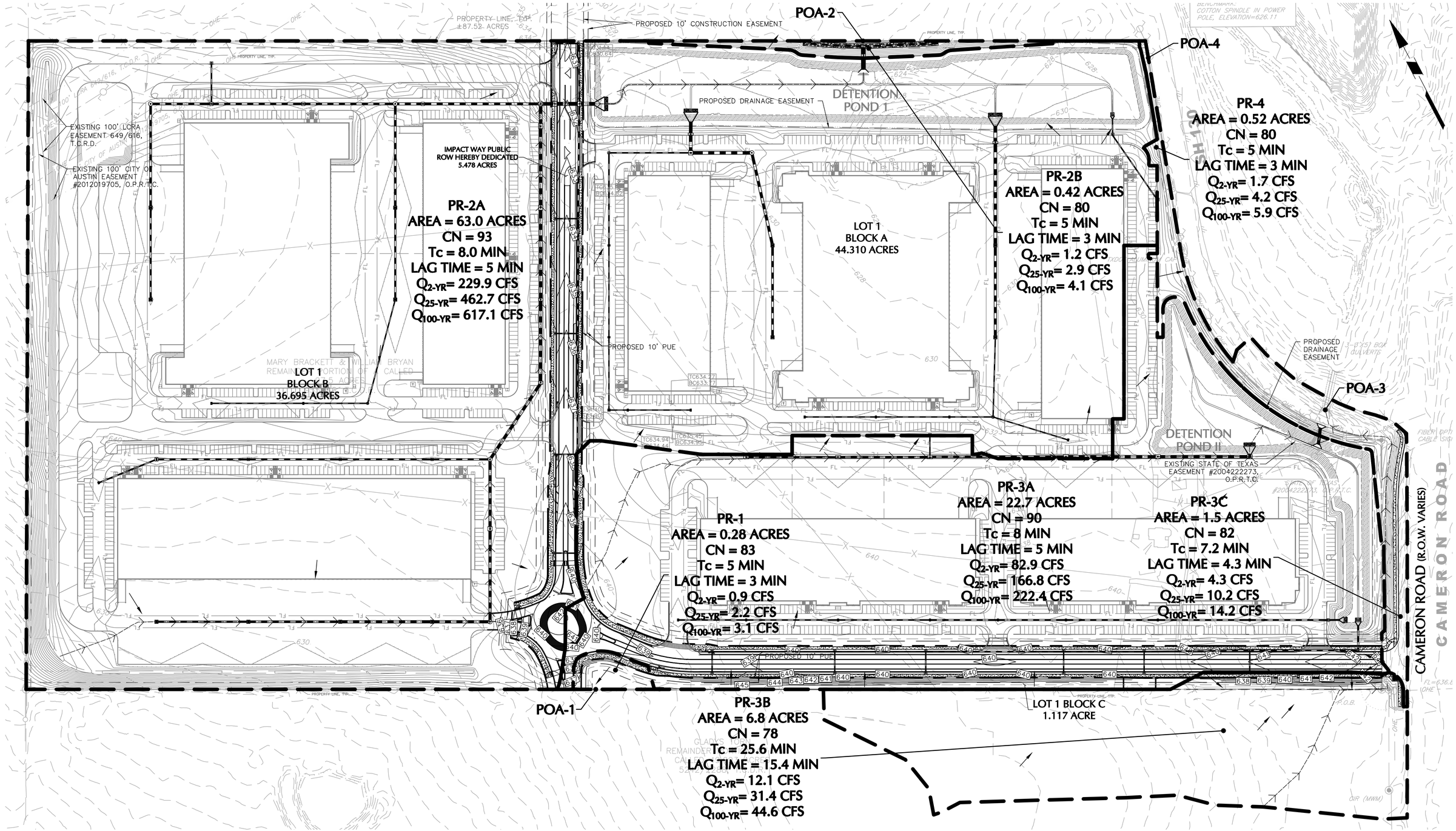

LEGEND

	EXISTING	PROPOSED
PROPERTY LINE		
BUILDING LINE		
CURB LINE		
STORM PIPE		
CONTOUR	100	100
SPOT ELEVATION		× 100.00
CATCH BASIN		
DRAINAGE AREA DELINEATION		
FLOW ARROW		
TIME OF CONCENTRATION PATH		

NOTE:
1. REFERENCE SHEET CG701 FOR DRAINAGE AREA TABLES, HYDRAULIC AND HYDROLOGIC INPUTS, PEAK RATES, AND CN CALCULATIONS WITH PERCENT IMPERVIOUS.

100 0 25 50 100
SCALE: 1 INCH = 100 FEET

Date	Description	No.
08/20/2025	PRELIMINARY PLAN RESUBMITTAL TO CITY OF PFLUGERVILLE	3
06/12/2025	PRELIMINARY PLAN RESUBMITTAL TO CITY OF PFLUGERVILLE	2
10/02/23	PRELIMINARY PLAN APPROVAL FROM CITY OF PFLUGERVILLE	1

Revisions

STATE OF TEXAS
EMILY MAHONEY
143208
LICENSED PROFESSIONAL ENGINEER
08/20/2025

EMILY MAHONEY P.E.
LANGAN ENGINEERING AND ENVIRONMENTAL SERVICES, INC.
TBPE FIRM REG. #F-13709

LANGAN
Langan Engineering and Environmental Services, Inc.
9606 N. Mopac Expressway, Suite 110
Austin, TX 78759
T: 737.289.7800 F: 737.289.7801 www.langan.com
TBPE FIRM REG. #F-13709

Project: 15000 CAMERON RD (EASTGROUP)
TRAVIS COUNTY PFLUGERVILLE TEXAS

Drawing Title: PROPOSED OVERALL DRAINAGE AREA MAP

Project No. 531019001
Date 10/10/2022
Drawn By MJK
Checked By EM

Drawing No. CG103
Sheet 5 of 1

Project No. 531019001

Date: 8/12/2025 Time: 09:01 User: selliott Style Table: Langan.stb Layout: CG103 Document Code: 531019001-0503-CG104-0101

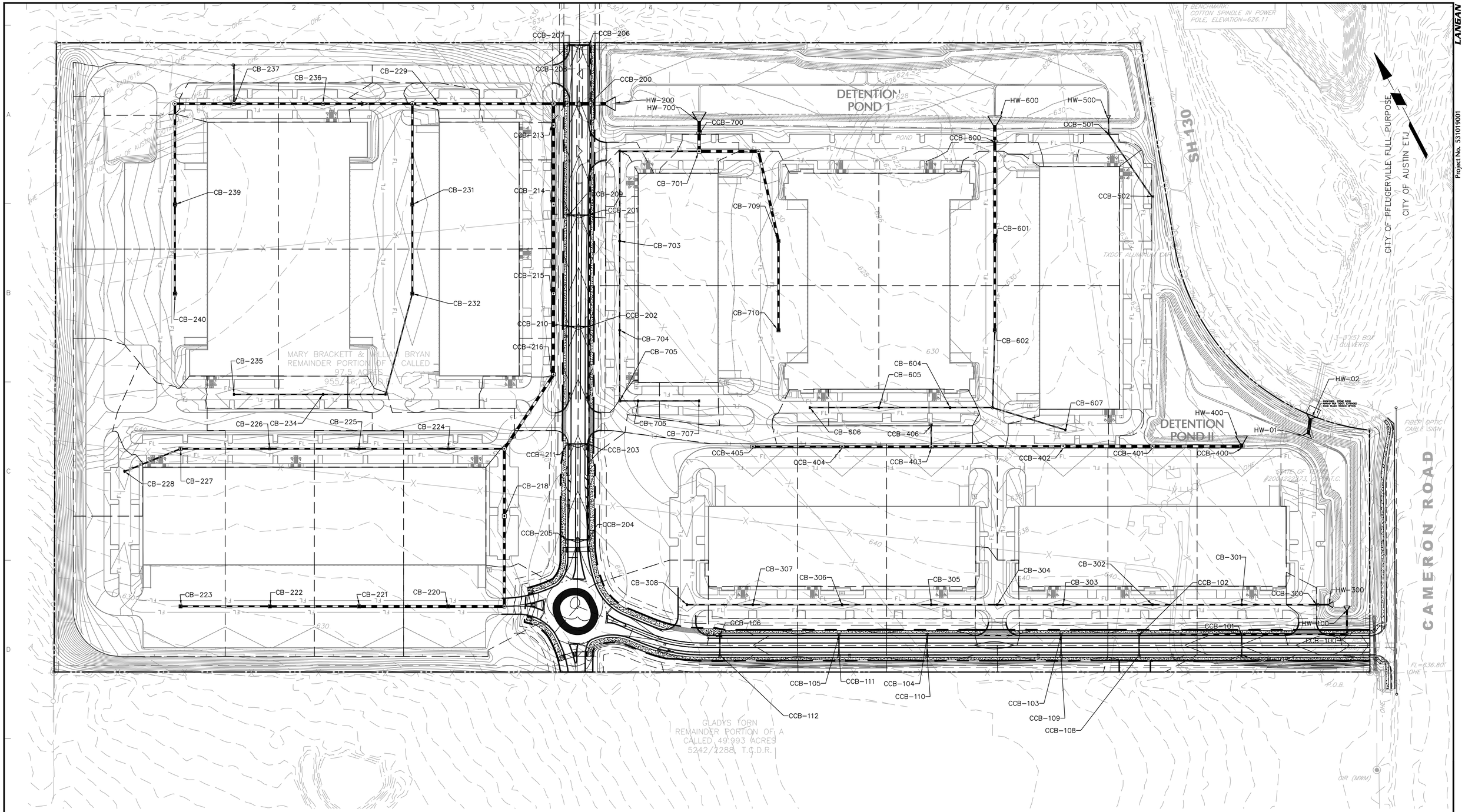

LEGEND

	EXISTING	PROPOSED
PROPERTY LINE		
CONTOUR	100	
CRITICAL PATH		
DRAINAGE AREA DELINEATION		
FLOW ARROW		

100 0 25 50 100
SCALE: 1 INCH = 100 FEET

Date	Description	No.
08/20/2025	PRELIMINARY PLAN RESUBMITTAL TO CITY OF PFLUGERVILLE	3
06/12/2025	PRELIMINARY PLAN RESUBMITTAL TO CITY OF PFLUGERVILLE	2
10/02/23	PRELIMINARY PLAN APPROVAL FROM CITY OF PFLUGERVILLE	1

Revisions

STATE OF TEXAS
EMILY MAHONEY
143208
LICENSED
PROFESSIONAL ENGINEER
08/20/2025

EMILY MAHONEY P.E.
LANGAN ENGINEERING AND ENVIRONMENTAL SERVICES, INC.
TBPE FIRM REG. #F-13709

LANGAN
Langan Engineering and Environmental Services, Inc.
9606 N. Mopac Expressway, Suite 110
Austin, TX 78759
T: 737.289.7800 F: 737.289.7801 www.langan.com
TBPE FIRM REG. #F-13709

Project
15000 CAMERON RD (EASTGROUP)
TRAVIS COUNTY PFLUGERVILLE TEXAS

Drawing Title
PROPOSED SUB-DRAINAGE AREA MAP

Project No. 531019001
Date 10/10/2022
Drawn By MJK
Checked By EM

Drawing No.
CG104
Sheet 6 of 1

LANGAN
Project No. 531019001

Date: 8/12/2025 Time: 09:33 User: selliott Style Table: Langan.stb Layout: CG104 Document Code: 531019001-0503-CG102-0101

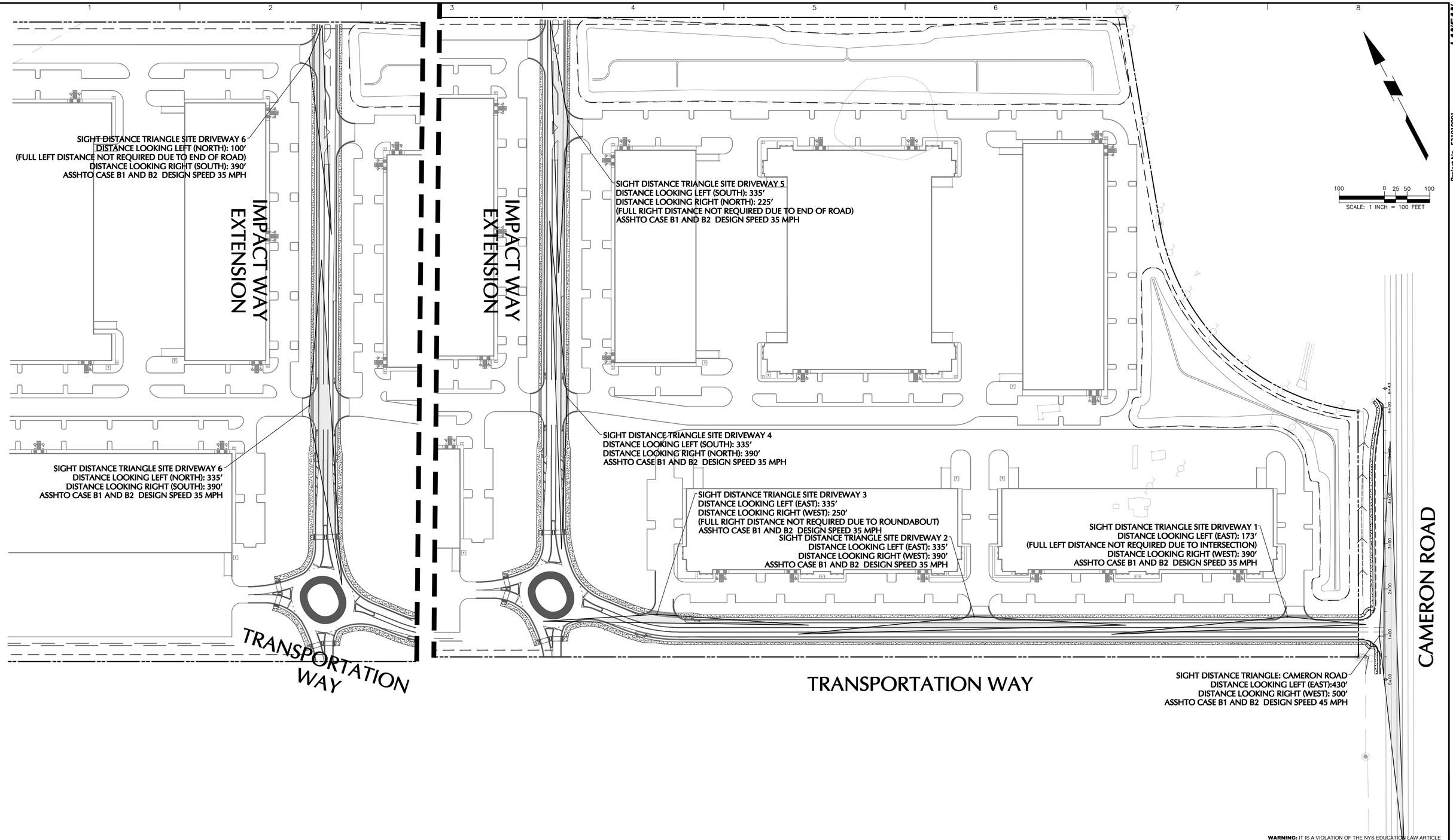

WARNING: IT IS A VIOLATION OF THE NYS EDUCATION LAW ARTICLE 145 FOR ANY PERSON, UNLESS HE OR SHE IS ACTING UNDER THE DIRECTION OF A LICENSED PROFESSIONAL ENGINEER, LAND SURVEYOR OR GEOLOGIST, TO ALTER THIS ITEM IN ANY WAY.

Date	Description	No.
08/20/2025	PRELIMINARY PLAN RESUBMITTAL TO CITY OF PFLUGERVILLE	3
06/12/2025	PRELIMINARY PLAN RESUBMITTAL TO CITY OF PFLUGERVILLE	2
10/02/23	PRELIMINARY PLAN APPROVAL FROM CITY OF PFLUGERVILLE	1

Revisions

STATE OF TEXAS
EMILY MAHONEY
143208
LICENSED PROFESSIONAL ENGINEER
08/20/2025

EMILY MAHONEY P.E.
LANGAN ENGINEERING AND ENVIRONMENTAL SERVICES, INC.
TBPE FIRM REG. #F-13709

LANGAN
Langan Engineering and Environmental Services, Inc.
9606 N. Mopac Expressway, Suite 110
Austin, TX 78759
T: 737.289.7800 F: 737.289.7801 www.langan.com
TBPE FIRM REG. #F-13709

Project
15000 CAMERON RD (EASTGROUP)
TRAVIS COUNTY PFLUGERVILLE TEXAS

Drawing Title
SITE DISTANCE PLAN

Project No. 531019001
Date 07/23/2024
Drawn By SJ
Checked By EM

Drawing No. KT101
Sheet of 1

LANGAN
Project No. 531019001

Curve Number

Project: 15000 CAMERON RD By: DK Date: 10/6/22
Location: EX-1 (POA-1, SOUTHWEST) Checked: EM Date: 10/6/22
Circle one: (PRESENT) DEVELOPED Undeveloped Conditions

Soil hydrologic group (appendix A)	Cover Description (cover type, treatment, and hydrologic condition; percent impervious; connected/ unconnected impervious area ratio)	CN	Area X Acres ___ mi² ___ %	Product of CN x area
D type	Meadow	78	27.7	2,160.60
		Sub totals =	27.7	2,160.60

CN (weighted) = total product / total area = 2160.60 / 27.70 = 78.00 ; Use CN = **78**

PERCENT OF AREA PERVIOUS: 100%
PERCENT OF AREA IMPERVIOUS: 0%

Curve Number

Project: 15000 CAMERON RD By: DK Date: 10/6/22
Location: EX-2 (POA-2, NORTHEAST) Checked: EM Date: 10/6/22
Circle one: (PRESENT) DEVELOPED Undeveloped Conditions

Soil hydrologic group (appendix A)	Cover Description (cover type, treatment, and hydrologic condition; percent impervious; connected/ unconnected impervious area ratio)	CN	Area X Acres ___ mi² ___ %	Product of CN x area
D type	Meadow	78	46.4	3,620.22
		Sub totals =	46.4	3,620.22

CN (weighted) = total product / total area = 3620.22 / 46.41 = 78.00 ; Use CN = **78**

PERCENT OF AREA PERVIOUS: 100%
PERCENT OF AREA IMPERVIOUS: 0%

Curve Number

Project: 15000 CAMERON RD By: ZEH Date: 3/28/23
Location: EX-3 (POA-3, EXISTING CULVERT) Checked: EM Date: 3/28/23
Circle one: (PRESENT) DEVELOPED Undeveloped Conditions

Soil hydrologic group (appendix A)	Cover Description (cover type, treatment, and hydrologic condition; percent impervious; connected/ unconnected impervious area ratio)	CN	Area X Acres ___ mi² ___ %	Product of CN x area
D type	Meadow	78	16.68	1,300.79
D type	Impervious	98	0.26	25.54
		Sub totals =	16.94	1,326.34

CN (weighted) = total product / total area = 1326.34 / 16.94 = 78.31 ; Use CN = **78**

PERCENT OF AREA PERVIOUS: 98.5%
PERCENT OF AREA IMPERVIOUS: 1.5%

Curve Number

Project: 15000 CAMERON RD By: ZEH Date: 3/28/23
Location: EX-4 (POA-4, CAMERON ACCESS RD SWALE) Checked: EM Date: 3/28/23
Circle one: (PRESENT) DEVELOPED Undeveloped Conditions

Soil hydrologic group (appendix A)	Cover Description (cover type, treatment, and hydrologic condition; percent impervious; connected/ unconnected impervious area ratio)	CN	Area X Acres ___ mi² ___ %	Product of CN x area
D type	Meadow	78	4.37	340.58
D type	Impervious	98	0.02	2.12
		Sub totals =	4.39	342.71

CN (weighted) = total product / total area = 342.71 / 4.39 = 78.10 ; Use CN = **78**

PERCENT OF AREA PERVIOUS: 99.5%
PERCENT OF AREA IMPERVIOUS: 0.5%

DRAINAGE AREA PEAK RATE SUMMARY TABLE									
Storm Event	EX-1 (cfs)	EX-2 (cfs)	EX-3 (cfs)	EX-4 (cfs)	PR-1 (cfs)	PR-2A (cfs)	PR-2B (cfs)	PR-3A (cfs)	PR-3B (cfs)	PR-3C (cfs)	PR-4 (cfs)
2-YR	55.0	90.6	28.2	14.4	0.9	229.9	1.2	82.9	12.1	4.3	1.7
25-YR	142.8	235.2	73.7	37.1	2.2	462.7	2.9	166.8	31.4	10.2	4.2
100-YR	202.9	334.3	104.9	52.5	3.1	617.1	4.1	222.4	44.6	14.2	5.9

POA-1 OVERALL PEAK RATE SUMMARY TABLE		
Storm Event	EXISTING (cfs)	PROPOSED (cfs)
2-YR	55.0	0.9
25-YR	142.8	2.2
100-YR	202.9	3.1

POA-2 OVERALL PEAK RATE SUMMARY TABLE		
Storm Event	EXISTING (cfs)	PROPOSED (cfs)
2-YR	90.6	88.1
25-YR	235.2	169.1
100-YR	334.3	214.4

POA-3 OVERALL PEAK RATE SUMMARY TABLE		
Storm Event	EXISTING (cfs)	PROPOSED (cfs)
2-YR	28.2	26.4
25-YR	73.7	71.4
100-YR	104.9	95.6

POA-4 OVERALL PEAK RATE SUMMARY TABLE		
Storm Event	EXISTING (cfs)	PROPOSED (cfs)
2-YR	14.4	1.7
25-YR	37.1	4.2
100-YR	52.5	5.9

TR55 Tc Worksheet

Hydraflow Hydrographs Extension for Autodesk® Civil 3D® by Autodesk, Inc. v2022

Hyd. No. 2
EX-1

Description	A	B	C	Totals
Sheet Flow				
Manning's n-value	= 0.150	0.011	0.011	
Flow length (ft)	= 100.0	0.0	0.0	
Two-year 24-hr precip. (in)	= 4.06	0.00	0.00	
Land slope (%)	= 0.80	0.00	0.00	
Travel Time (min)	= 12.55 +	0.00 +	0.00 =	12.55
Shallow Concentrated Flow				
Flow length (ft)	= 60.12	1089.26	0.00	
Watercourse slope (%)	= 0.80	1.80	0.00	
Surface description	= Unpaved	Unpaved	Paved	
Average velocity (ft/s)	=1.44	2.16	0.00	
Travel Time (min)	= 0.69 +	8.39 +	0.00 =	9.08
Channel Flow				
X sectional flow area (sqft)	= 0.00	0.00	0.00	
Wetted perimeter (ft)	= 0.00	0.00	0.00	
Channel slope (%)	= 0.00	0.00	0.00	
Manning's n-value	= 0.015	0.015	0.015	
Velocity (ft/s)	=0.00	0.00	0.00	
Flow length (ft)	((0)) 0.0	0.0	0.0	
Travel Time (min)	= 0.00 +	0.00 +	0.00 =	0.00
Total Travel Time, Tc				**21.63 min**

TR55 Tc Worksheet

Hydraflow Hydrographs Extension for Autodesk® Civil 3D® by Autodesk, Inc. v2022

Hyd. No. 4
EX-2

Description	A	B	C	Totals
Sheet Flow				
Manning's n-value	= 0.150	0.011	0.011	
Flow length (ft)	= 100.0	0.0	0.0	
Two-year 24-hr precip. (in)	= 4.06	0.00	0.00	
Land slope (%)	= 1.00	0.00	0.00	
Travel Time (min)	= 11.48 +	0.00 +	0.00 =	11.48
Shallow Concentrated Flow				
Flow length (ft)	= 588.99	297.22	393.36	
Watercourse slope (%)	= 1.00	0.80	7.00	
Surface description	= Unpaved	Unpaved	Unpaved	
Average velocity (ft/s)	=1.61	1.44	4.27	
Travel Time (min)	= 6.08 +	3.43 +	1.54 =	11.05
Channel Flow				
X sectional flow area (sqft)	= 0.00	0.00	0.00	
Wetted perimeter (ft)	= 0.00	0.00	0.00	
Channel slope (%)	= 0.00	0.00	0.00	
Manning's n-value	= 0.015	0.015	0.015	
Velocity (ft/s)	=0.00	0.00	0.00	
Flow length (ft)	((0)) 0.0	0.0	0.0	
Travel Time (min)	= 0.00 +	0.00 +	0.00 =	0.00
Total Travel Time, Tc				**22.53 min**

TR55 Tc Worksheet

Hydraflow Hydrographs Extension for Autodesk® Civil 3D® by Autodesk, Inc. v2022

Hyd. No. 8
EX-3

Description	A	B	C	Totals
Sheet Flow				
Manning's n-value	= 0.400	0.011	0.011	
Flow length (ft)	= 100.0	0.0	0.0	
Two-year 24-hr precip. (in)	= 4.06	0.00	0.00	
Land slope (%)	= 1.27	0.00	0.00	
Travel Time (min)	= 22.86 +	0.00 +	0.00 =	22.86
Shallow Concentrated Flow				
Flow length (ft)	= 208.00	135.00	667.00	
Watercourse slope (%)	= 1.27	2.00	2.00	
Surface description	= Unpaved	Unpaved	Unpaved	
Average velocity (ft/s)	=1.82	2.28	2.28	
Travel Time (min)	= 1.91 +	0.99 +	4.87 =	7.76
Channel Flow				
X sectional flow area (sqft)	= 1.77	0.00	0.00	
Wetted perimeter (ft)	= 2.36	0.00	0.00	
Channel slope (%)	= 2.22	0.00	0.00	
Manning's n-value	= 0.013	0.015	0.015	
Velocity (ft/s)	=14.07	0.00	0.00	
Flow length (ft)	((0)) 22.0	0.0	0.0	
Travel Time (min)	= 0.03 +	0.00 +	0.00 =	0.03
Total Travel Time, Tc				**30.65 min**

PROPOSED POND-1 SUMMARY TABLE				
Storm Event	Inflow (cfs)	Max Elevation	Max Storage (ac ft)	Outflow (cfs)
2-YR	229.9	624.7	4.5	87.8
25-YR	462.7	626.4	10.4	168.4
100-YR	617.1	627.6	14.9	213.6

PROPOSED POND-2 SUMMARY TABLE				
Storm Event	Inflow (cfs)	Max Elevation	Max Storage (ac ft)	Outflow (cfs)
2-YR	82.9	628.0	2.6	14.0
25-YR	166.8	630.1	5.8	37.2
100-YR	222.4	631.5	8.3	46.7

Storage Area ID: Pond-1
Scenario: PP 100-YR 24-HR
Maximum storage: 17.051 ac-ft
Maximum pool elevation: 627.31 ft
Maximum inflow: 617.07 cfs — **Maximum Volume** 55.557 ac-ft — **Time of Peak** 12Mar2024, 12:00
Maximum outflow: 228.35 cfs — 55.243 ac-ft — 12Mar2024, 12:25
Minimum pool elevation: 621.50 ft
Maximum stage: 5.81 ft

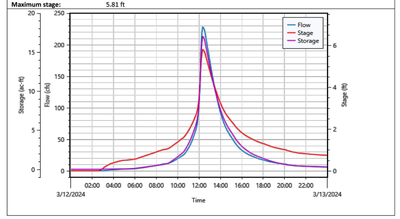

Storage Area ID: Pond-2
Scenario: PP 100-YR 24-HR
Maximum storage: 8.322 ac-ft
Maximum pool elevation: 631.73 ft
Maximum inflow: 222.39 cfs — **Maximum Volume** 20.022 ac-ft — **Time of Peak** 12Mar2024, 12:00
Maximum outflow: 46.85 cfs — 19.443 ac-ft — 12Mar2024, 12:35
Minimum pool elevation: 625.53 ft
Maximum stage: 6.20 ft

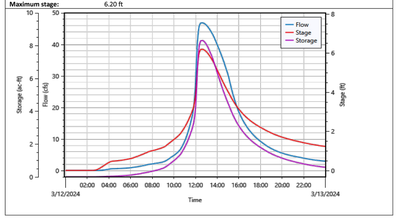

Storage Area ID: Pond-1
Scenario: PP 25-YR 24-HR
Maximum storage: 12.544 ac-ft
Maximum pool elevation: 626.12 ft
Maximum inflow: 462.70 cfs — **Maximum Volume** 37.686 ac-ft — **Time of Peak** 12Mar2024, 12:00
Maximum outflow: 165.22 cfs — 37.492 ac-ft — 12Mar2024, 12:25
Minimum pool elevation: 621.50 ft
Maximum stage: 4.62 ft

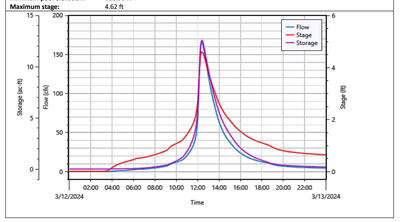

Storage Area ID: Pond-2
Scenario: PP 25-YR 24-HR
Maximum storage: 5.876 ac-ft
Maximum pool elevation: 630.39 ft
Maximum inflow: 166.75 cfs — **Maximum Volume** 13.582 ac-ft — **Time of Peak** 12Mar2024, 12:00
Maximum outflow: 37.89 cfs — 13.179 ac-ft — 12Mar2024, 12:30
Minimum pool elevation: 625.53 ft
Maximum stage: 4.86 ft

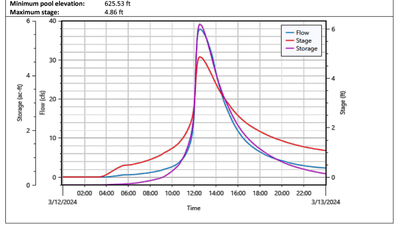

Storage Area ID: Pond-1
Scenario: PP 2-YR 24-HR
Maximum storage: 5.935 ac-ft
Maximum pool elevation: 624.34 ft
Maximum inflow: 229.88 cfs — **Maximum Volume** 15.469 ac-ft — **Time of Peak** 12Mar2024, 12:05
Maximum outflow: 68.84 cfs — 15.432 ac-ft — 12Mar2024, 12:25
Minimum pool elevation: 621.50 ft
Maximum stage: 2.74 ft

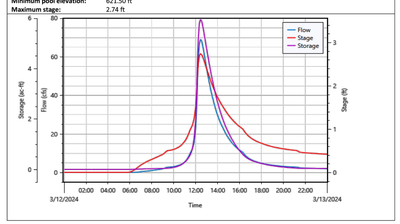

Storage Area ID: Pond-2
Scenario: PP 2-YR 24-HR
Maximum storage: 2.710 ac-ft
Maximum pool elevation: 628.39 ft
Maximum inflow: 82.85 cfs — **Maximum Volume** 5.575 ac-ft — **Time of Peak** 12Mar2024, 12:05
Maximum outflow: 15.58 cfs — 5.439 ac-ft — 12Mar2024, 12:35
Minimum pool elevation: 625.53 ft
Maximum stage: 2.87 ft

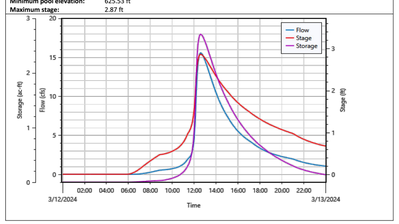

Curve Number

Project: 15000 CAMERON RD By: SJ Date: 9/27/24
Location: PR-1 UNDETAINED (POA-1, SOUTHWEST) Checked: EM Date: 9/27/24
Circle one: PRESENT (DEVELOPED) Developed Conditions

Soil hydrologic group (appendix A)	Cover Description (cover type, treatment, and hydrologic condition; percent impervious; connected/ unconnected impervious area ratio)	CN	Area X Acres ___ mi² ___ %	Product of CN x area
D type	Open Space, Good Condition	80	0.22	17.99
D type	Impervious	98	0.05	5.01
		Sub totals =	0.28	23.00

CN (weighted) = total product / total area = 23.00 / 0.28 = 83.33 ; Use CN = **83**

PERCENT OF AREA PERVIOUS: 78.6%
PERCENT OF AREA IMPERVIOUS: 21.4%

Curve Number

Project: 15000 CAMERON RD By: SJ Date: 9/27/24
Location: PR-2A DETAINED (POA-2, NORTHEAST) Checked: EM Date: 9/27/24
Circle one: PRESENT (DEVELOPED) Developed Conditions

Soil hydrologic group (appendix A)	Cover Description (cover type, treatment, and hydrologic condition; percent impervious; connected/ unconnected impervious area ratio)	CN	Area X Acres ___ mi² ___ %	Product of CN x area
D type	Open Space, Good Condition	80	17.1	1,370.08
D type	Impervious	98	45.9	4,495.65
		Sub totals =	63.0	5,865.73

CN (weighted) = total product / total area = 5865.73 / 63.00 = 93.11 ; Use CN = **93**

PERCENT OF AREA PERVIOUS: 27.1%
PERCENT OF AREA IMPERVIOUS: 72.9%

Curve Number

Project: 15000 CAMERON RD By: SJ Date: 9/27/24
Location: PR-2B UNDETAINED (POA-2, NORTHEAST) Checked: EM Date: 9/27/24
Circle one: PRESENT (DEVELOPED) Developed Conditions

Soil hydrologic group (appendix A)	Cover Description (cover type, treatment, and hydrologic condition; percent impervious; connected/ unconnected impervious area ratio)	CN	Area X Acres ___ mi² ___ %	Product of CN x area
D type	Open Space, Good Condition	80	0.4	33.55
D type	Impervious	98	0.0	0.00
		Sub totals =	0.4	33.55

CN (weighted) = total product / total area = 33.55 / 0.42 = 80.00 ; Use CN = **80**

PERCENT OF AREA PERVIOUS: 100%
PERCENT OF AREA IMPERVIOUS: 0%

Curve Number

Project: 15000 CAMERON RD By: ZEH Date: 9/27/24
Location: PR-3A DETAINED (POA-3, EXISTING CULVERT) Checked: EM Date: 9/27/24
Circle one: PRESENT (DEVELOPED) Developed Conditions

Soil hydrologic group (appendix A)	Cover Description (cover type, treatment, and hydrologic condition; percent impervious; connected/ unconnected impervious area ratio)	CN	Area X Acres ___ mi² ___ %	Product of CN x area
D type	Open Space, Good Condition	80	7.6	604.67
D type	Impervious	98	20.2	1,982.51
		Sub totals =	27.8	2,587.18

CN (weighted) = total product / total area = 2587.18 / 27.79 = 93.10 ; Use CN = **93**

PERCENT OF AREA PERVIOUS: 27.3%
PERCENT OF AREA IMPERVIOUS: 72.7%

Curve Number

Project: 15000 CAMERON RD By: ZEH Date: 5/23/23
Location: PR-3B UNDETAINED (POA-3, EXISTING CULVERT) Checked: EM Date: 5/23/23
Circle one: PRESENT (DEVELOPED) Developed Conditions

Soil hydrologic group (appendix A)	Cover Description (cover type, treatment, and hydrologic condition; percent impervious; connected/ unconnected impervious area ratio)	CN	Area X Acres ___ mi² ___ %	Product of CN x area
D type	Meadow	78	6.819	531.88
D type	Impervious	98	0.01	1.30
		Sub totals =	6.8	533.18

CN (weighted) = total product / total area = 533.18 / 6.83 = 78.04 ; Use CN = **78**

PERCENT OF AREA PERVIOUS: 99.85%
PERCENT OF AREA IMPERVIOUS: 0.15%

Curve Number

Project: 15000 CAMERON RD By: ZEH Date: 5/23/23
Location: PR-3C UNDETAINED (POA-3, EXISTING CULVERT Checked: EM Date: 5/23/23
Circle one: PRESENT (DEVELOPED) Developed Conditions

Soil hydrologic group (appendix A)	Cover Description (cover type, treatment, and hydrologic condition; percent impervious; connected/ unconnected impervious area ratio)	CN	Area X Acres ___ mi² ___ %	Product of CN x area
D type	Meadow	78	1.2	91.31
D type	Impervious	98	0.3	32.79
		Sub totals =	1.5	124.10

CN (weighted) = total product / total area = 124.10 / 1.51 = 82.45 ; Use CN = **82**

PERCENT OF AREA PERVIOUS: 80%
PERCENT OF AREA IMPERVIOUS: 20%

Curve Number

Project: 15000 CAMERON RD By: SJ Date: 9/27/24
Location: PR-4 UNDETAINED (POA-4, NORTHEAST) Checked: EM Date: 9/27/24
Circle one: PRESENT (DEVELOPED) Developed Conditions

Soil hydrologic group (appendix A)	Cover Description (cover type, treatment, and hydrologic condition; percent impervious; connected/ unconnected impervious area ratio)	CN	Area X Acres ___ mi² ___ %	Product of CN x area
D type	Open Space, Good Condition	80	0.52	41.60
D type	Impervious	98	0.00	0.00
		Sub totals =	0.5	41.60

CN (weighted) = total product / total area = 41.60 / 0.52 = 80.00 ; Use CN = **80**

PERCENT OF AREA PERVIOUS: 100%
PERCENT OF AREA IMPERVIOUS: 0%

NOTE:
1. NOAA ATLAS 14 RAINFALL DATA WAS USED FOR THE DRAINAGE CALCULATIONS.

No.	Description	Date
3	PRELIMINARY PLAN RESUBMITTAL TO CITY OF PFLUGERVILLE	08/20/2025
2	PRELIMINARY PLAN RESUBMITTAL TO CITY OF PFLUGERVILLE	06/12/2025
1	PRELIMINARY PLAN APPROVAL FROM CITY OF PFLUGERVILLE	10/02/23

Revisions

STATE OF TEXAS — EMILY MAHONEY — 143208 — LICENSED PROFESSIONAL ENGINEER — 08/20/2025

EMILY MAHONEY P.E.
LANGAN ENGINEERING AND ENVIRONMENTAL SERVICES, INC.
TBPE FIRM REG. #F-13709

LANGAN
Langan Engineering and Environmental Services, Inc.
9606 N. Mopac Expressway, Suite 110
Austin, TX 78759
T: 737.289.7800 F: 737.289.7801 www.langan.com
TBPE FIRM REG. #F-13709

Project: 15000 CAMERON RD (EASTGROUP)
TRAVIS COUNTY PFLUGERVILLE TEXAS

Drawing Title: STORMWATER CALCULATIONS

Project No. 531019001
Date 07/23/2024
Drawn By SJ
Checked By EM
Drawing No. CG701
Sheet of 1

Project No. 531019001

Project Information

Project: Cameron Road
Job No.: 531019001
System: STORM POND 2
Designed: EM Date: 3/13/2024
Checked: EM Date: 3/13/2024

Design Criteria

Starting HGL Elev. (ft): 630.08
Travis Design Storm: 25 yr
b = 121.81
d = 14.65
e = 0.8352

Min Cover (ft): 2
Match C or F: F
Min. Tc (min): 5
Default n: 0.012
Junction K: 0.3
Peaking Factor: 1

Downstream MH/Inlet	Downstream Flowline	Upstream MH/Inlet	Upstream Flowline	Pipe Length (ft)	Round or Box	Pipe Rise (in or ft)	Pipe Span (ft)	No. of Pipes	Pipe Material	n	Min Slope (%)	C	I (in/hr)	Area (Acres)	Branch Area (Acres)	Cum. Area (Acres)	Tc (min)	Flow (cfs)	Branch Flow (cfs)	Cum. Flow (cfs)	Design Cap. (cfs)	Flow Velocity (ft/s)	Upstream TG (ft)	HGL (ft)
HW-100	626.27	CCB-100	627.81	56.53	Round	30		1	CONC	0.012	2.73%	0.90	10.13	0.03		2.51	5.00	0.30		16.64	73.62	3.39	641.60	630.31
CCB-100	627.81	CCB-101	628.75	233.40	Round	24		1	CONC	0.012	0.40%	0.90	10.13	0.10	0.20	2.48	5.00	0.92	1.80	16.34	15.54	5.20	640.28	631.47
CCB-101	628.75	CCB-102	629.66	228.50	Round	24		1	CONC	0.012	0.40%	0.90	10.13	0.10	0.25	2.18	5.00	0.93	1.37	13.62	15.54	4.34	638.85	632.26
CCB-102	629.66	CCB-103	630.36	175.16	Round	24		1	CONC	0.012	0.40%	0.90	10.13	0.10	0.34	1.83	5.00	0.92	1.78	11.32	15.54	3.60	638.79	632.69
CCB-103	630.36	CCB-104	631.56	300.00	Round	24		1	CONC	0.012	0.40%	0.90	10.13	0.10	0.34	1.39	5.00	0.92	1.80	8.62	15.54	2.74	638.79	633.56
CCB-104	631.56	CCB-105	632.35	198.00	Round	18		1	CONC	0.012	0.40%	0.90	10.13	0.10	0.27	0.95	5.00	0.93	1.44	5.89	7.22	3.33	638.81	634.14
CCB-105	632.35	CCB-106	633.42	267.00	Round	18		1	CONC	0.012	0.40%	0.90	10.13	0.10		0.57	5.00	0.92		3.51	7.22	1.99	637.75	634.92
CCB-106	633.42	CCB-112	633.60	44.00	Round	18		1	CONC	0.012	0.40%	0.55	10.13	0.47		0.47	5.00	2.59		2.59	7.22	1.47	637.69	635.10
CCB-101	628.75	CCB-107	628.92	44.00	Round	18		1	CONC	0.012	0.40%	0.88	10.13	0.20		0.20	5.00	1.80		1.80	7.22	1.02	640.28	631.49
CCB-102	629.66	CCB-108	629.84	44.00	Round	18		1	CONC	0.012	0.40%	0.54	10.13	0.25		0.25	5.00	1.37		1.37	7.22	0.77	638.85	632.27
CCB-103	630.36	CCB-109	630.54	44.00	Round	18		1	CONC	0.012	0.40%	0.52	10.13	0.34		0.34	5.00	1.78		1.78	7.22	1.01	638.79	632.71
CCB-104	631.56	CCB-110	631.74	44.00	Round	18		1	CONC	0.012	0.40%	0.52	10.13	0.34		0.34	5.00	1.80		1.80	7.22	1.02	638.79	633.58
CCB-105	632.35	CCB-111	632.53	44.00	Round	18		1	CONC	0.012	0.40%	0.52	10.13	0.27		0.27	5.00	1.44		1.44	7.22	0.82	638.81	634.15
HW-300	626.89	CCB-300	627.85	27.14	Round	30		1	HDPE	0.012	3.52%	0.83	10.13	0.23		4.64	5.00	1.92		28.78	83.59	5.86	636.86	630.35
CCB-300	627.85	CB-301	628.06	168.00	Round	30		1	HDPE	0.012	0.13%	0.59	10.13	0.54		4.41	5.00	3.20		26.86	16.06	5.47	636.61	631.10
CB-301	628.06	CB-302	628.32	200.00	Round	30		1	HDPE	0.012	0.13%	0.59	10.13	0.51		3.87	5.00	3.00		23.65	16.06	4.82	636.80	631.78
CB-302	628.32	CB-303	628.58	200.00	Round	30		1	HDPE	0.012	0.13%	0.60	10.13	0.50		3.37	5.00	3.05		20.66	16.06	4.21	636.80	632.29
CB-303	628.58	CB-304	628.78	148.00	Round	30		1	HDPE	0.012	0.13%	0.72	10.13	0.45		2.87	5.00	3.27		17.61	16.06	3.59	636.76	632.58
CB-304	628.78	CB-305	628.97	148.00	Round	30		1	HDPE	0.012	0.13%	0.60	10.13	0.50		2.42	5.00	3.05		14.35	16.06	2.92	637.80	632.77
CB-305	628.97	CB-306	629.33	200.00	Round	24		1	HDPE	0.012	0.18%	0.59	10.13	0.51		1.91	5.00	3.01		11.30	10.43	3.60	637.80	633.26
CB-306	629.33	CB-307	629.69	200.00	Round	24		1	HDPE	0.012	0.18%	0.60	10.13	0.50		1.41	5.00	3.07		8.29	10.43	2.64	637.80	633.52
CB-307	629.69	CB-308	629.95	148.00	Round	24		1	HDPE	0.012	0.18%	0.57	10.13	0.90		0.90	5.00	5.22		5.22	10.43	1.66	637.76	633.60
HW-400	625.74	CCB-400	625.74	9.00	Box	4	5	1	CONC	0.012	0.05%	0.90	10.13	1.39		11.32	5.00	12.64		92.09	59.57	4.60	631.90	630.19
CCB-400	625.745	CCB-401	625.844	198.00	Box	4	5	1	CONC	0.012	0.05%	0.90	10.13	1.42		9.93	5.00	12.97		79.46	59.57	3.97	631.80	630.44
CCB-401	625.844	CCB-402	625.962	197.00	Box	4	5	1	CONC	0.012	0.06%	0.86	10.13	1.70		8.51	5.00	14.86		66.48	65.26	3.32	631.80	630.61
CCB-402	625.962	CCB-403	626.167	293.00	Box	4	5	1	CONC	0.012	0.07%	0.85	10.13	1.73	0.36	6.80	5.00	14.85	3.29	51.63	70.48	2.58	632.80	630.75
CCB-403	626.167	CCB-404	626.307	200.00	Round	48		1	HDPE	0.012	0.07%	0.88	10.13	1.47		4.71	5.00	13.10		33.49	41.28	2.66	632.80	630.88
CCB-404	626.307	CCB-405	626.527	200.00	Round	36		1	HDPE	0.012	0.11%	0.62	10.13	3.25		3.25	5.00	20.38		20.38	24.03	2.88	632.80	631.08
CCB-403	626.167	CCB-406	626.297	50.00	Round	18		1	HDPE	0.012	0.26%	0.90	10.13	0.36		0.36	5.00	3.29		3.29	5.82	1.86	634.00	630.81

Project Information

Project: Cameron Road
Job No.: 531019001
System: STORM POND 2
Designed: EM Date: 3/13/2024
Checked: EM Date: 3/13/2024

Design Criteria

Starting HGL Elev. (ft): 631.48
Travis Design Storm: 100 yr
b = 167.89
d = 16.63
e = 0.8376

Min Cover (ft): 2
Match C or F: F
Min. Tc (min): 5
Default n: 0.012
Junction K: 0.3
Peaking Factor: 1

Downstream MH/Inlet	Downstream Flowline	Upstream MH/Inlet	Upstream Flowline	Pipe Length (ft)	Round or Box	Pipe Rise (in or ft)	Pipe Span (ft)	No. of Pipes	Pipe Material	n	Min Slope (%)	C	I (in/hr)	Area (Acres)	Branch Area (Acres)	Cum. Area (Acres)	Tc (min)	Flow (cfs)	Branch Flow (cfs)	Cum. Flow (cfs)	Design Cap. (cfs)	Flow Velocity (ft/s)	Upstream TG (ft)	HGL (ft)
HW-100	626.27	CCB-100	627.81	56.53	Round	30		1	CONC	0.012	2.73%	0.90	12.79	0.03		2.51	5.00	0.38		21.02	73.62	4.28	641.60	631.69
CCB-100	627.81	CCB-101	628.75	233.40	Round	24		1	CONC	0.012	0.40%	0.90	12.79	0.10	0.20	2.48	5.00	1.17	2.27	20.64	15.54	6.57	640.28	633.54
CCB-101	628.75	CCB-102	629.66	228.50	Round	24		1	CONC	0.012	0.40%	0.90	12.79	0.10	0.25	2.18	5.00	1.17	1.73	17.20	15.54	5.47	638.85	634.80
CCB-102	629.66	CCB-103	630.36	175.16	Round	24		1	CONC	0.012	0.40%	0.90	12.79	0.10	0.34	1.83	5.00	1.17	2.25	14.30	15.54	4.55	638.79	635.49
CCB-103	630.36	CCB-104	631.56	300.00	Round	24		1	CONC	0.012	0.40%	0.90	12.79	0.10	0.34	1.39	5.00	1.17	2.28	10.88	15.54	3.46	638.79	636.13
CCB-104	631.56	CCB-105	632.35	198.00	Round	18		1	CONC	0.012	0.40%	0.90	12.79	0.10	0.27	0.95	5.00	1.17	1.82	7.43	7.22	4.21	638.81	637.05
CCB-105	632.35	CCB-106	633.42	267.00	Round	18		1	CONC	0.012	0.40%	0.90	12.79	0.10		0.57	5.00	1.16		4.44	7.22	2.51	637.75	637.49
CCB-106	633.42	CCB-112	633.60	44.00	Round	18		1	CONC	0.012	0.40%	0.55	12.79	0.47		0.47	5.00	3.27		3.27	7.22	1.85	637.69	637.54
CCB-101	628.75	CCB-107	628.92	44.00	Round	18		1	CONC	0.012	0.40%	0.88	12.79	0.20		0.20	5.00	2.27		2.27	7.22	1.29	640.28	633.56
CCB-102	629.66	CCB-108	629.84	44.00	Round	18		1	CONC	0.012	0.40%	0.54	12.79	0.25		0.25	5.00	1.73		1.73	7.22	0.98	638.85	634.81
CCB-103	630.36	CCB-109	630.54	44.00	Round	18		1	CONC	0.012	0.40%	0.52	12.79	0.34		0.34	5.00	2.25		2.25	7.22	1.27	638.79	635.51
CCB-104	631.56	CCB-110	631.74	44.00	Round	18		1	CONC	0.012	0.40%	0.52	12.79	0.34		0.34	5.00	2.28		2.28	7.22	1.29	638.79	636.16
CCB-105	632.35	CCB-111	632.53	44.00	Round	18		1	CONC	0.012	0.40%	0.52	12.79	0.27		0.27	5.00	1.82		1.82	7.22	1.03	638.81	637.07
HW-300	626.89	CCB-300	627.85	27.14	Round	30		1	HDPE	0.012	3.52%	0.83	12.79	0.23		4.64	5.00	2.42		36.34	83.59	7.40	636.86	631.92
CCB-300	627.85	CB-301	628.06	168.00	Round	30		1	HDPE	0.012	0.13%	0.59	12.79	0.54		4.41	5.00	4.05		33.92	16.06	6.91	636.61	633.11
CB-301	628.06	CB-302	628.32	200.00	Round	30		1	HDPE	0.012	0.13%	0.59	12.79	0.51		3.87	5.00	3.78		29.87	16.06	6.08	636.80	634.18
CB-302	628.32	CB-303	628.58	200.00	Round	30		1	HDPE	0.012	0.13%	0.60	12.79	0.50		3.37	5.00	3.85		26.09	16.06	5.31	636.80	635.00
CB-303	628.58	CB-304	628.78	148.00	Round	30		1	HDPE	0.012	0.13%	0.72	12.79	0.45		2.87	5.00	4.13		22.24	16.06	4.53	636.76	635.46
CB-304	628.78	CB-305	628.97	148.00	Round	30		1	HDPE	0.012	0.13%	0.60	12.79	0.50		2.42	5.00	3.85		18.11	16.06	3.69	637.80	635.77
CB-305	628.97	CB-306	629.33	200.00	Round	24		1	HDPE	0.012	0.18%	0.59	12.79	0.51		1.91	5.00	3.80		14.27	10.43	4.54	637.80	636.54
CB-306	629.33	CB-307	629.69	200.00	Round	24		1	HDPE	0.012	0.18%	0.60	12.79	0.50		1.41	5.00	3.88		10.47	10.43	3.33	637.80	636.96
CB-307	629.69	CB-308	629.95	148.00	Round	24		1	HDPE	0.012	0.18%	0.57	12.79	0.90		0.90	5.00	6.59		6.59	10.43	2.10	637.76	637.09
HW-400	625.74	CCB-400	625.74	9.00	Box	4	5	1	CONC	0.012	0.04%	0.90	12.79	1.39		11.32	5.00	15.96		116.29	53.28	5.81	631.90	631.65
CCB-400	625.744	CCB-401	625.843	198.00	Box	4	5	1	CONC	0.012	0.05%	0.90	12.79	1.42		9.93	5.00	16.38		100.33	59.57	5.02	631.80	632.05
CCB-401	625.843	CCB-402	625.941	197.00	Box	4	5	1	CONC	0.012	0.05%	0.86	12.79	1.70		8.51	5.00	18.76		83.95	59.57	4.20	631.80	632.33
CCB-402	625.941	CCB-403	626.117	293.00	Box	4	5	1	CONC	0.012	0.06%	0.85	12.79	1.73	0.36	6.80	5.00	18.75	4.16	65.19	65.26	3.26	632.80	632.56
CCB-403	626.117	CCB-404	626.257	200.00	Round	48		1	HDPE	0.012	0.07%	0.88	12.79	1.47		4.71	5.00	16.55		42.29	41.28	3.36	632.80	632.76
CCB-404	626.257	CCB-405	626.477	200.00	Round	36		1	HDPE	0.012	0.11%	0.62	12.79	3.25		3.25	5.00	25.74		25.74	24.03	3.64	632.80	633.07
CCB-403	626.117	CCB-406	626.247	50.00	Round	18		1	HDPE	0.012	0.26%	0.90	12.79	0.36		0.36	5.00	4.16		4.16	5.82	2.35	634.00	632.65

LANGAN
Technical Excellence
Practical Experience
Client Responsiveness

DATE : March 19, 2024
PROJECT : 15000 Cameron Road
JOB NO. : 531019001
BY : EM
CHECKED BY : EM

LEVEL SPREADER CALCULATION

Figure G.5. Typical Orientation of Level Spreader with Subsurface Discharge

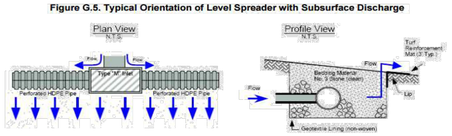

Level Spreader Typical Detail

Upstream Pipe:

$$A = \left(\frac{1}{4}\right)\pi D^2$$

D= Pipe Diameter (in) Two D= 48 in
A= Cross Sectional Area (sq in) A= 3619.1 sq in

Perforated Pipe:

$$A = N\left(\frac{1}{4}\right)\pi D^2$$

D= Hole Diameter (in) D= 0.5 in
N= Number of Holes (dimensionless) N= 18,500
A= Area (sq in) A= 3632.5 sq in

Note:

The level spreader is to release the total capacity of flow from the tributary pipe system. Thus, the cumulative area of perforations must be equal to or greater than that of the upstream pipe. It has been calculated that at least 18,500 $^1/_2$-in perforations are required to discharge from the two 48-in diameter upstream pipe. Minimum level spreader length is 289.0-ft, assuming 64 perforations per linear foot.

LANGAN
Technical Excellence
Practical Experience
Client Responsiveness

DATE : March 19, 2024
PROJECT : 15000 Cameron Road
JOB NO. : 531019001
BY : EM
CHECKED BY : EM

LEVEL SPREADER CALCULATION

Factor of Safety	FS =	1.1	
Length of level spreader pipe	L =	Q/QL	
Discharge per linear foot	QL =	QO*# of perforations	
Perforation Flow Rate	QO =	Cd*A*((2gH)^.5	
Coefficient of Discharge	Cd =	0.6	assumed
Cross Sectional Area of one Perforation	A =	0.0014 ft^2	0.042 ft diameter
Gravity	g =	32.2 ft/sec^2	
Head (average height of water above perforation)	H =	5.81 ft	(Proposed water elevation in Basin during 100-year, 24-hr storm event) - (top of lip elevation)
Number of Perforations	# =	64 perforations per foot	
Flow	Q =	228.35 ft^3/s	
	QO =	0.016 ft^3/s	
	QL =	1.012 ft^3/s	
	L =	225.58 ft	
	L (FS) =	248.13 ft	

(1) Proposed Length of Level Spreader (294.5 FT) is greater than the required length needed to handle capacity of upstream flow

WARNING: IT IS A VIOLATION OF THE NYS EDUCATION LAW ARTICLE 145 FOR ANY PERSON, UNLESS HE OR SHE IS ACTING UNDER THE DIRECTION OF A LICENSED PROFESSIONAL ENGINEER, LAND SURVEYOR OR GEOLOGIST, TO ALTER THIS ITEM IN ANY WAY.

Date	Description	No.
08/20/2025	PRELIMINARY PLAN RESUBMITTAL TO CITY OF PFLUGERVILLE	3
06/12/2025	PRELIMINARY PLAN RESUBMITTAL TO CITY OF PFLUGERVILLE	2
10/02/23	PRELIMINARY PLAN APPROVAL FROM CITY OF PFLUGERVILLE	1

Revisions

STATE OF TEXAS
EMILY MAHONEY
143208
LICENSED PROFESSIONAL ENGINEER
08/20/2025

EMILY MAHONEY P.E.
LANGAN ENGINEERING AND ENVIRONMENTAL SERVICES, INC.
TBPE FIRM REG. #F-13709

LANGAN
Langan Engineering and Environmental Services, Inc.
9606 N. Mopac Expressway, Suite 110
Austin, TX 78759
T: 737.289.7800 F: 737.289.7801 www.langan.com
TBPE FIRM REG. #F-13709

Project: 15000 CAMERON RD (EASTGROUP)
TRAVIS COUNTY PFLUGERVILLE TEXAS

Drawing Title: STORMWATER CALCULATIONS

Project No. 531019001
Date 07/23/2024
Drawn By SJ
Checked By EM

Drawing No. CG702
Sheet of 1

LANGAN
Project No. 531019001

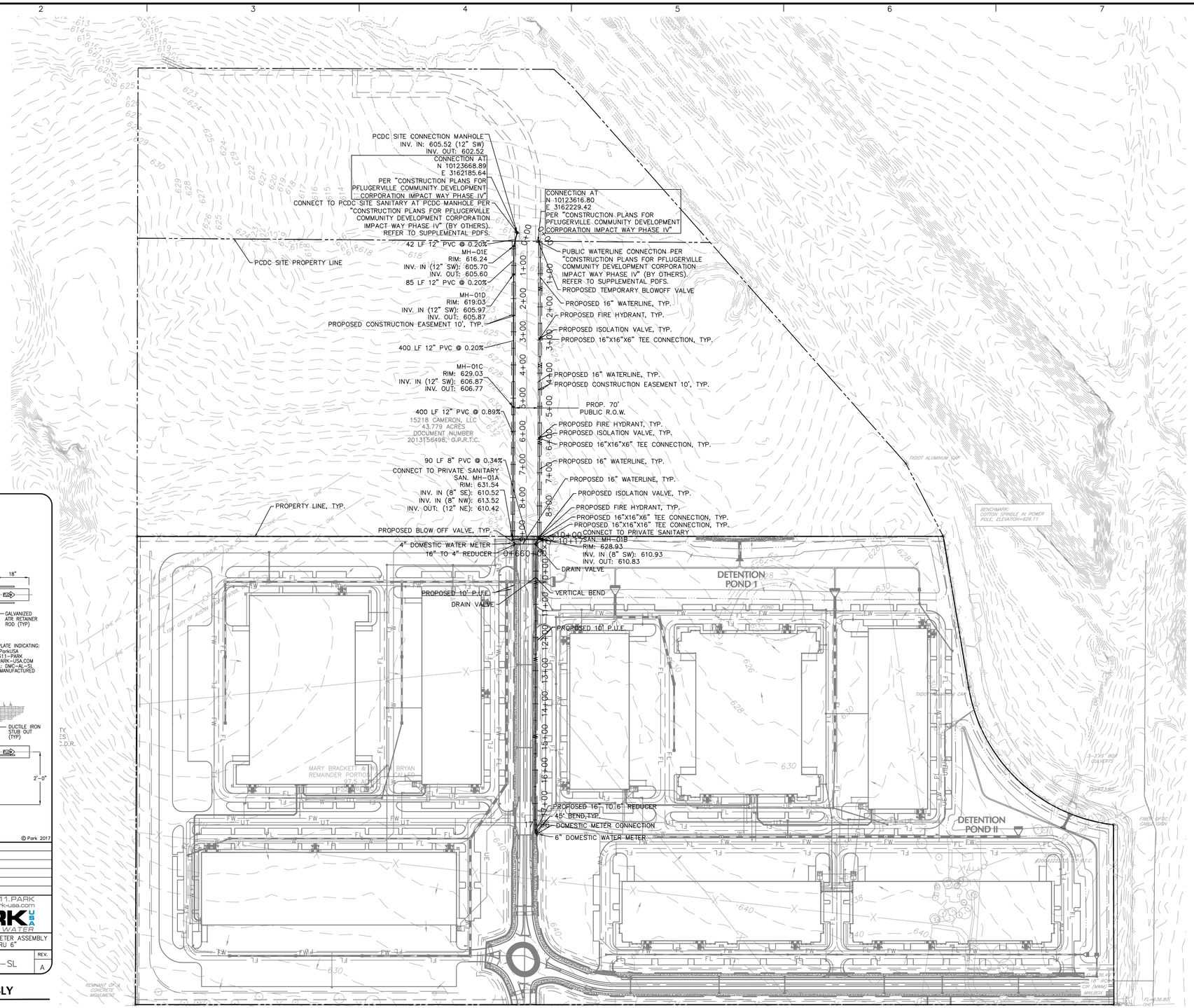

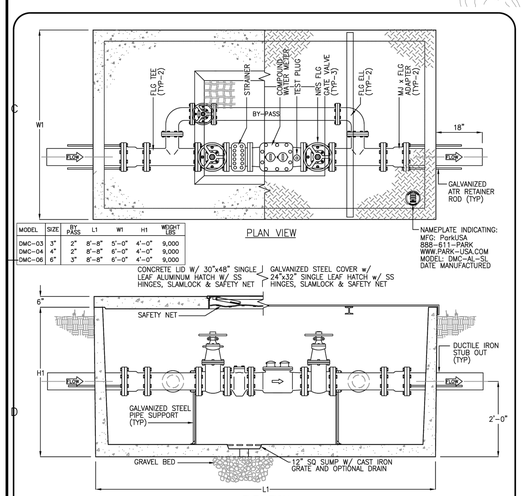

MODEL	SIZE	BY PASS	L1	W1	H1	WEIGHT lbs
DMC-03	3"	2"	8'-8"	5'-0"	4'-0"	9,000
DMC-04	4"	2"	8'-8"	6'-0"	4'-0"	9,000
DMC-06	6"	3"	8'-8"	6'-0"	4'-0"	9,000

Specifications

CONCRETE: Class 1/II concrete with design strength of 4500 PSI at 28 days. Unit is of monolithic construction at floor and first stage of wall with sectional riser to required depth.

REINFORCEMENT: Grade 60 reinforced. Steel rebar conforming to ASTM A615 on required centers or equal.

ACCESS COVER: 1/4" steel skid-resistant floor plate welded to 3" angle frame with (2) 3"x2-3/8" I-beam supports. Hatch to be furnished with 316 stainless steel bolts and hinges

ACCESS HATCHWAY: 1/4" Aluminum diamond plate cover with extruded aluminum frame. Hatch to be furnished with 316 stainless steel slam lock & hinges.

Engineering Data

The meter assembly shall be factory assembled in vault & hydrostatically tested prior to delivery. Field excavation & preparation shall be complete prior to delivery. Pipe, valves and fittings of the assembly shall be approved by one or more of the following associations:

PROJECT:
CUSTOMER:
ENGINEER:
ORDER #:
PROJ #:
DATE:

888.611.PARK
www.park-usa.com
PARK USA DESIGN FOR WATER

DOMESTIC COMPOUND WATER METER ASSEMBLY
MODEL DMC – 3" THRU 6"

PM	DRN	ENG	DWG. NO.	REV.
DATE 08/2017			DMC-AL-SL	A

DMC-AL-SL

1 DOMESTIC COMPOUND WATER METER ASSEMBLY
N.T.S.

SCALE: 1 INCH = 160 FEET

NOTE:
EASEMENT TO BE ABANDONED ONCE ROW FOR MIDDLE TRACT IS BUILT AND ACCEPTED BY CITY OF PFLUGERVILLE.

LEGEND

	EXISTING	PROPOSED
PROPERTY LINE		
R.O.W LINE		
POWER POLE		
WATER LINE		W
FIRE HYDRANT		
GATE VALVE		
OVERHEAD ELECTRIC	OHP	
CONTOUR	100	100
SANITARY MANHOLE		
SANITARY PIPE		
15' WIDE WATER EASEMENT		
15' WIDE WASTEWATER EASEMENT		

WARNING: IT IS A VIOLATION OF THE NYS EDUCATION LAW ARTICLE 145 FOR ANY PERSON, UNLESS HE OR SHE IS ACTING UNDER THE DIRECTION OF A LICENSED PROFESSIONAL ENGINEER, LAND SURVEYOR OR GEOLOGIST, TO ALTER THIS ITEM IN ANY WAY.

Date	Description	No.
08/20/2025	PRELIMINARY PLAN RESUBMITTAL TO CITY OF PFLUGERVILLE	3
06/12/2025	PRELIMINARY PLAN RESUBMITTAL TO CITY OF PFLUGERVILLE	2
10/02/23	PRELIMINARY PLAN APPROVAL FROM CITY OF PFLUGERVILLE	1

Revisions

STATE OF TEXAS
EMILY MAHONEY
143208
LICENSED PROFESSIONAL ENGINEER
08/20/2025

EMILY MAHONEY P.E.
LANGAN ENGINEERING AND ENVIRONMENTAL SERVICES, INC.
TBPE FIRM REG. #F-13709

LANGAN
Langan Engineering and Environmental Services, Inc.
9606 N. Mopac Expressway, Suite 110
Austin, TX 78759
T: 737.289.7800 F: 737.289.7801 www.langan.com
TBPE FIRM REG. #F-13709

Project
15000 CAMERON RD (EASTGROUP)
TRAVIS COUNTY PFLUGERVILLE TEXAS

Drawing Title
OVERALL WATER AND WASTEWATER PLAN

Project No. 531019001
Date 07/23/2024
Drawn By SJ
Checked By EM

Drawing No. CU100
Sheet of 1

LANGAN
Project No. 531019001

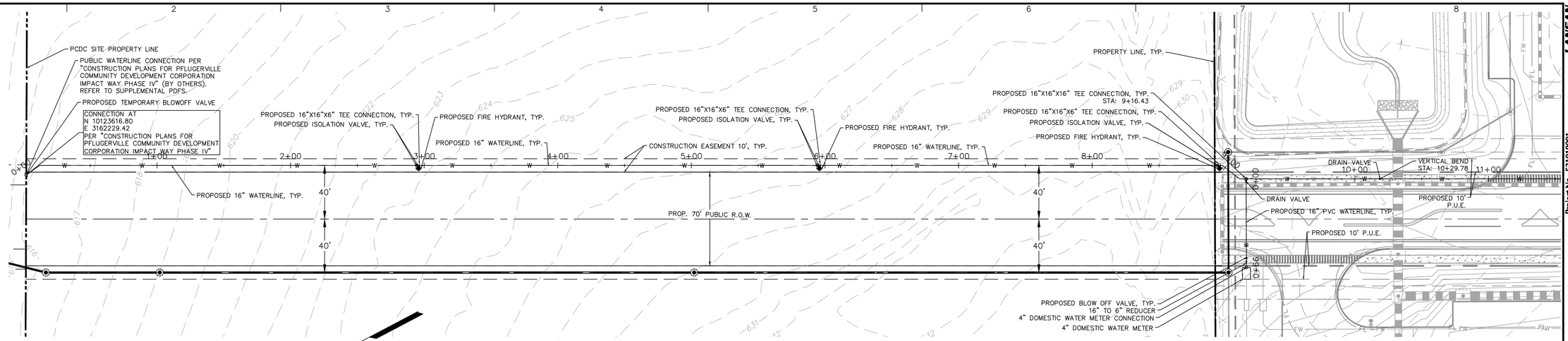

LEGEND

	EXISTING	PROPOSED
PROPERTY LINE		
R.O.W LINE		
POWER POLE		
WATER LINE		
FIRE HYDRANT		
GATE VALVE		
OVERHEAD ELECTRIC		
CONTOUR		
SANITARY MANHOLE		
SANITARY PIPE		
15' WIDE WATER EASEMENT		
15' WIDE WASTEWATER EASEMENT		

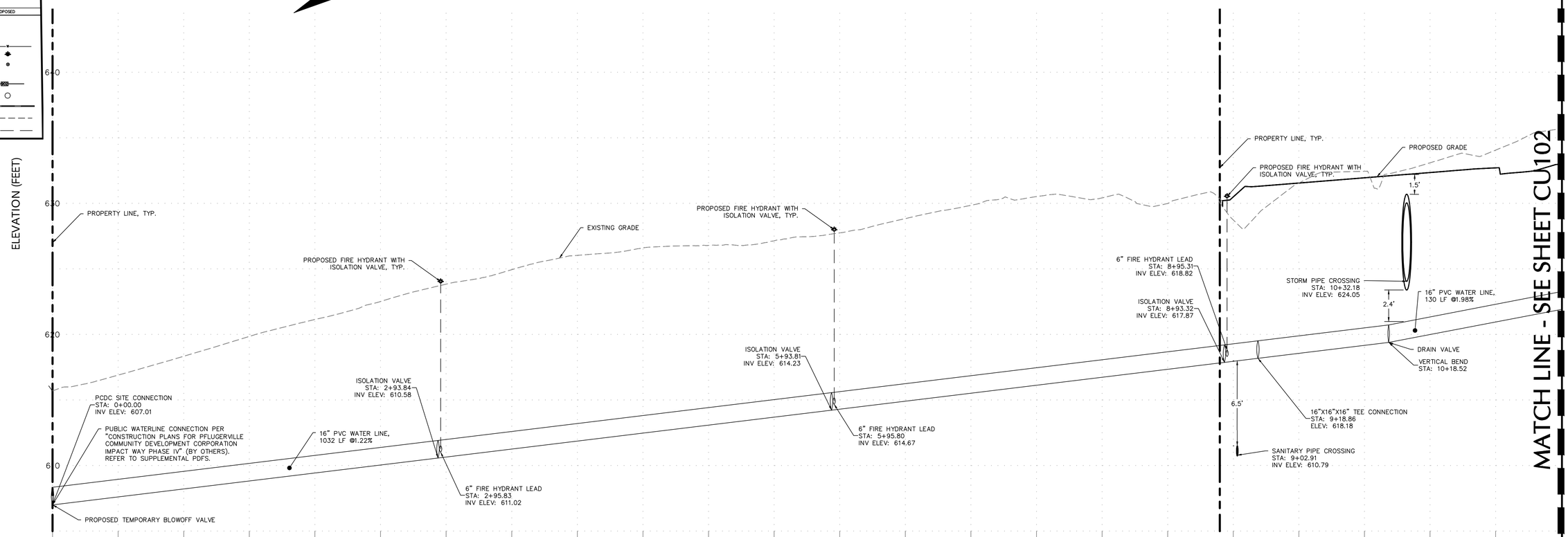

MATCH LINE - SEE SHEET CU102

(PUBLIC OVERALL WATERLINE ALIGNMENT)

HOR.: SCALE: 1 INCH = 40 FEET
VER.: SCALE: 1 INCH = 4 FEET

WARNING: IT IS A VIOLATION OF THE NYS EDUCATION LAW ARTICLE 145 FOR ANY PERSON, UNLESS HE OR SHE IS ACTING UNDER THE DIRECTION OF A LICENSED PROFESSIONAL ENGINEER, LAND SURVEYOR OR GEOLOGIST, TO ALTER THIS ITEM IN ANY WAY.

Date	Description	No.
08/20/2025	PRELIMINARY PLAN RESUBMITTAL TO CITY OF PFLUGERVILLE	3
06/12/2025	PRELIMINARY PLAN RESUBMITTAL TO CITY OF PFLUGERVILLE	2
10/02/23	PRELIMINARY PLAN APPROVAL FROM CITY OF PFLUGERVILLE	1

Revisions

STATE OF TEXAS — EMILY MAHONEY — 143208 — LICENSED PROFESSIONAL ENGINEER — 08/20/2025

EMILY MAHONEY P.E.
LANGAN ENGINEERING AND ENVIRONMENTAL SERVICES, INC.
TBPE FIRM REG. #F-13709

LANGAN
Langan Engineering and Environmental Services, Inc.
9606 N. Mopac Expressway, Suite 110
Austin, TX 78759
T: 737.289.7800 F: 737.289.7801 www.langan.com
TBPE FIRM REG. #F-13709

Project: 15000 CAMERON RD (EASTGROUP)
TRAVIS COUNTY PFLUGERVILLE TEXAS

Drawing Title: WATERLINE PLAN AND PROFILE

Project No. 531019001
Date 09/05/2024
Drawn By SJ
Checked By EM

Drawing No. CU101
Sheet of 1

Project No. 531019001

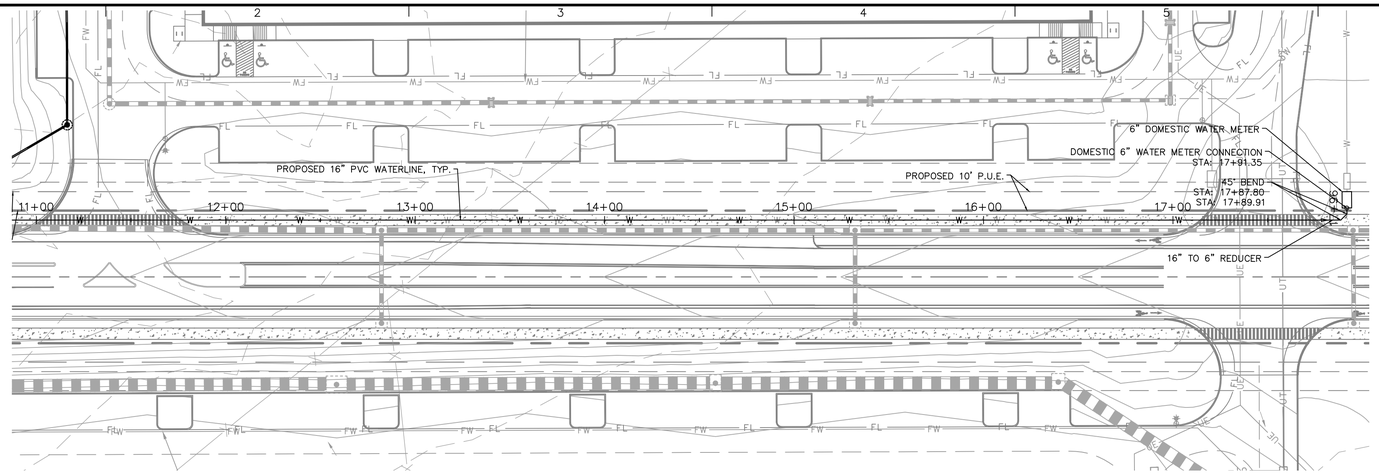

SCALE: 1 INCH = 40 FEET

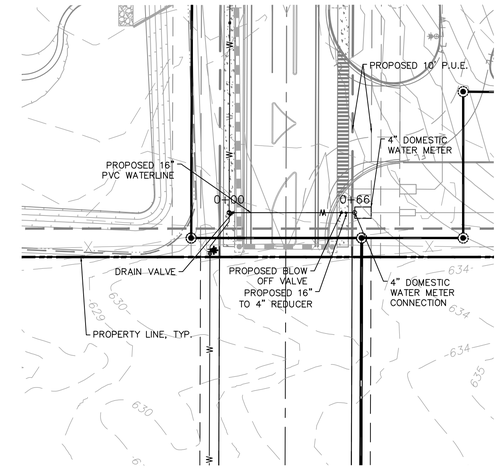

SCALE: 1 INCH = 40 FEET

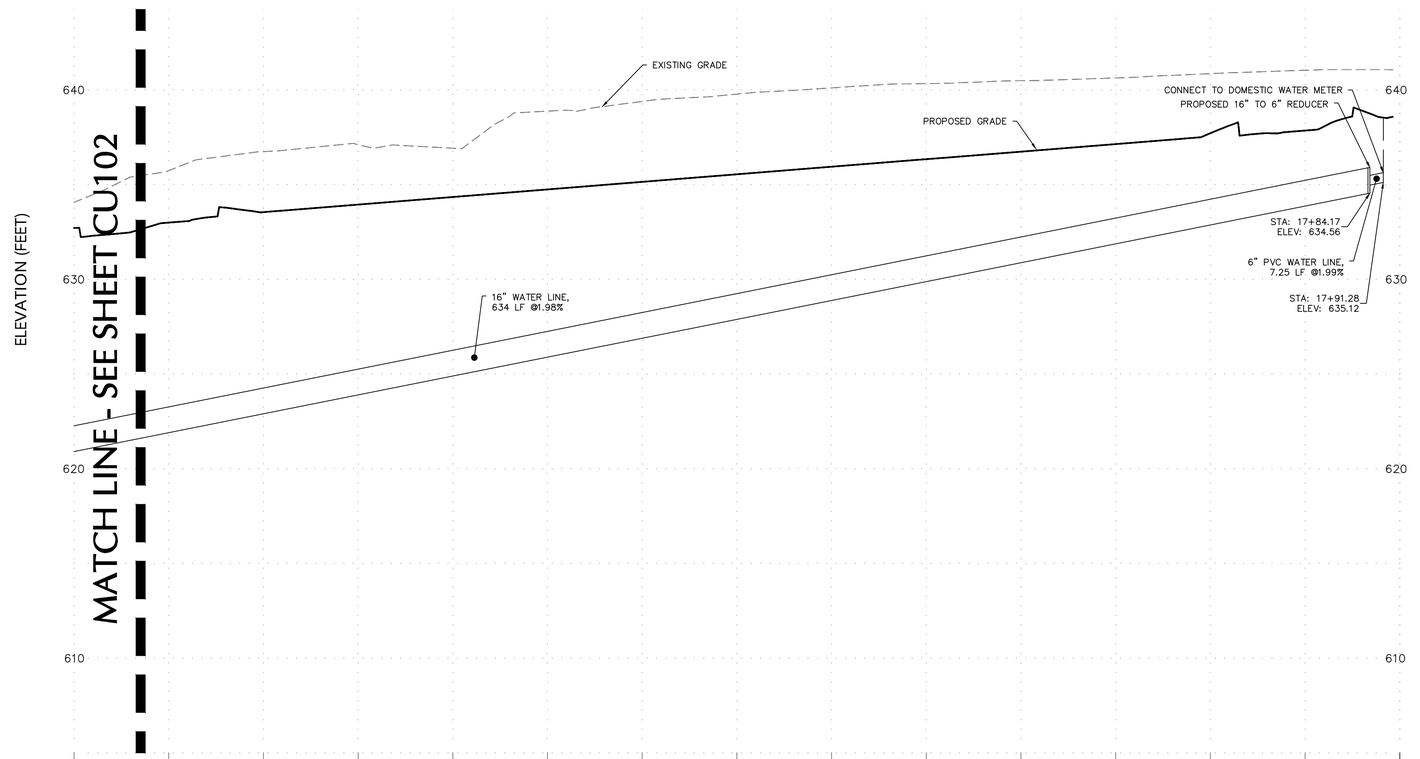

DISTANCE (FEET)	1100	1200	1300	1400	1500	1600	1700	1800
EXISTING ELEV (FEET)								
PROPOSED ELEV (FEET)	632.71	633.00	633.55	633.95	634.35	634.75	635.15	635.55	635.95	636.35	636.75	637.15	637.72	637.86

(PUBLIC OVERALL WATERLINE ALIGNMENT)

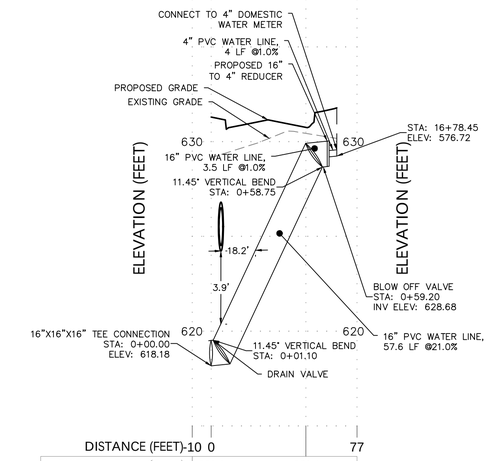

DISTANCE (FEET)	-10	0	77
EXISTING ELEV (FEET)	629.2	630.4	
PROPOSED ELEV (FEET)	631.31	630.76	

(PUBLIC PERPENDICULAR WATERLINE ALIGNMENT)

HOR.: SCALE: 1 INCH = 40 FEET
VER.: SCALE: 1 INCH = 4 FEET

LEGEND

	EXISTING	PROPOSED
PROPERTY LINE		
R.O.W LINE		
POWER POLE		
WATER LINE		
FIRE HYDRANT		
GATE VALVE		
OVERHEAD ELECTRIC		
CONTOUR	100	100
SANITARY MANHOLE		
SANITARY PIPE		
15' WIDE WATER EASEMENT		
15' WIDE WASTEWATER EASEMENT		

WARNING: IT IS A VIOLATION OF THE NYS EDUCATION LAW ARTICLE 145 FOR ANY PERSON, UNLESS HE OR SHE IS ACTING UNDER THE DIRECTION OF A LICENSED PROFESSIONAL ENGINEER, LAND SURVEYOR OR GEOLOGIST, TO ALTER THIS ITEM IN ANY WAY.

HOR.: SCALE: 1 INCH = 40 FEET
VER.: SCALE: 1 INCH = 4 FEET

Date	Description	No.
08/20/2025	PRELIMINARY PLAN RESUBMITTAL TO CITY OF PFLUGERVILLE	3
06/12/2025	PRELIMINARY PLAN RESUBMITTAL TO CITY OF PFLUGERVILLE	2
10/02/23	PRELIMINARY PLAN APPROVAL FROM CITY OF PFLUGERVILLE	1

Revisions

STATE OF TEXAS
EMILY MAHONEY
143208
LICENSED
PROFESSIONAL ENGINEER
08/20/2025

EMILY MAHONEY P.E.
LANGAN ENGINEERING AND ENVIRONMENTAL SERVICES, INC.
TBPE FIRM REG. #F-13709

LANGAN
Langan Engineering and Environmental Services, Inc.
9606 N. Mopac Expressway, Suite 110
Austin, TX 78759
T: 737.289.7800 F: 737.289.7801 www.langan.com
TBPE FIRM REG. #F-13709

Project
15000 CAMERON RD (EASTGROUP)
TRAVIS COUNTY PFLUGERVILLE TEXAS

Drawing Title
WATERLINE PLAN AND PROFILE

Project No. 531019001
Date 09/05/2024
Drawn By SJ
Checked By EM

Drawing No. CU102
Sheet of 1

Date: 8/12/2025 Time: 09:49 User: selliott Style Table: Langan.stb Layout: CU102 Document Code: 531019001-0503-CU101-0104

LANGAN Project No. 531019001

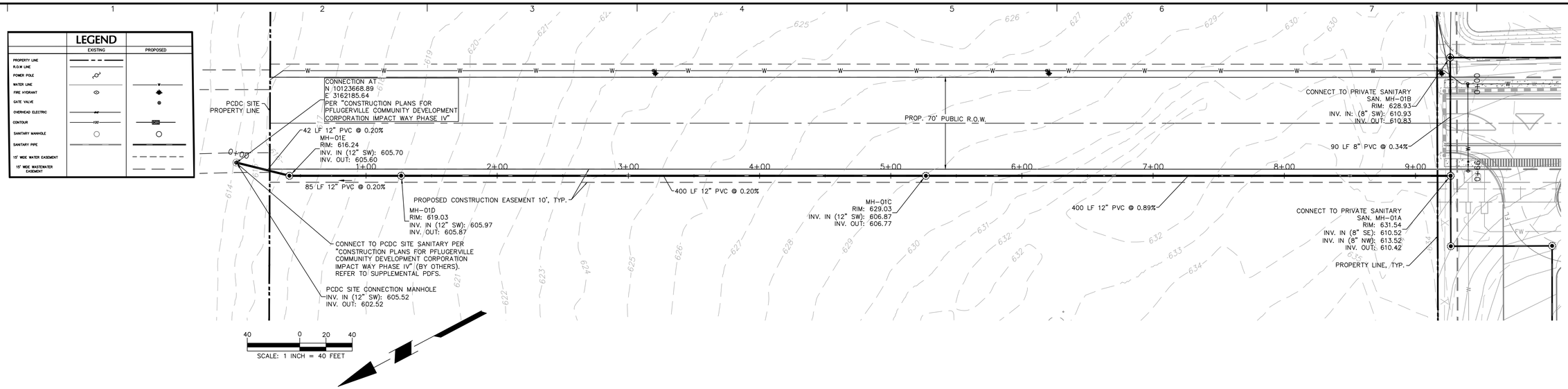

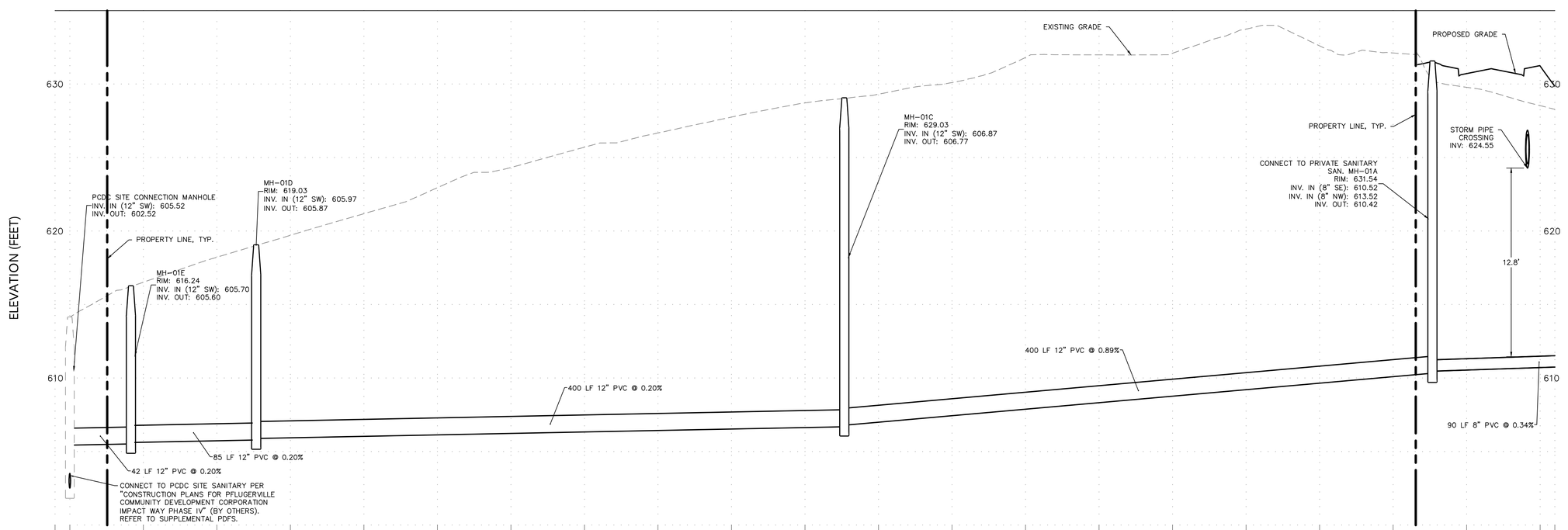

(ALIGN PCDC SITE TO MH-01B)

WARNING: IT IS A VIOLATION OF THE NYS EDUCATION LAW ARTICLE 145 FOR ANY PERSON, UNLESS HE OR SHE IS ACTING UNDER THE DIRECTION OF A LICENSED PROFESSIONAL ENGINEER, LAND SURVEYOR OR GEOLOGIST, TO ALTER THIS ITEM IN ANY WAY.

Date	Description	No.
08/20/2025	PRELIMINARY PLAN RESUBMITTAL TO CITY OF PFLUGERVILLE	3
06/12/2025	PRELIMINARY PLAN RESUBMITTAL TO CITY OF PFLUGERVILLE	2
10/02/23	PRELIMINARY PLAN APPROVAL FROM CITY OF PFLUGERVILLE	1

Revisions

STATE OF TEXAS
EMILY MAHONEY
143208
LICENSED
PROFESSIONAL ENGINEER
08/20/2025

EMILY MAHONEY P.E.
LANGAN ENGINEERING AND ENVIRONMENTAL SERVICES, INC.
TBPE FIRM REG. #F-13709

LANGAN
Langan Engineering and Environmental Services, Inc.
9606 N. Mopac Expressway, Suite 110
Austin, TX 78759
T: 737.289.7800 F: 737.289.7801 www.langan.com
TBPE FIRM REG. #F-13709

Project
15000 CAMERON RD (EASTGROUP)
TRAVIS COUNTY PFLUGERVILLE TEXAS

Drawing Title
WASTEWATER PLAN AND PROFILE

Project No. 531019001
Date 09/05/2024
Drawn By SJ
Checked By EM

Drawing No.
CU103
Sheet of 1

LANGAN
Project No. 531019001

Date: 8/12/2025 Time: 09:40 User: selliott Style Table: Langan.stb Layout: CU103 Document Code: 531019001-0503-CU101-0104

TREE LIST TABLE 1 (ALL TREES TO BE REMOVED)

TAG NO.	SIZE/DBH (IN.)	SPECIES	CLASS	CONDITION	MITIGATION	AMOUNT
466	13.5	HACKBERRY*	II	VERY POOR	NONE	$0
467	11	HACKBERRY*	II	FAIR	NONE	$0
468	17.5	HACKBERRY*	II	FAIR	NONE	$0
469	9.5	HACKBERRY*	II	FAIR	NONE	$0
470	20	HACKBERRY*	III	VERY POOR	NONE	$0
471	12.5	HACKBERRY*	II	FAIR	NONE	$0
472	11.5	HACKBERRY*	II	FAIR	NONE	$0
473	8	HACKBERRY*	II	FAIR	NONE	$0
474	14	HACKBERRY*	II	FAIR	NONE	$0
475	12	HACKBERRY*	II	VERY POOR	NONE	$0
476	9	HACKBERRY*	II	FAIR	NONE	$0
477	8.5	HACKBERRY*	II	FAIR	NONE	$0
478	8	HACKBERRY*	II	POOR	NONE	$0
479	13	HACKBERRY*	II	FAIR	NONE	$0
480	13	HACKBERRY*	II	FAIR	NONE	$0
481	8	HACKBERRY*	II	FAIR	NONE	$0
482	8.5	HACKBERRY*	II	FAIR	NONE	$0
483	9.5	HACKBERRY*	II	POOR	NONE	$0
484	14.5	HACKBERRY*	II	POOR	NONE	$0
485	8	HACKBERRY*	II	FAIR	NONE	$0
486	9	HACKBERRY*	II	FAIR	NONE	$0
487	10	HACKBERRY*	II	FAIR	NONE	$0

TREE LIST TABLE PART 2 (ALL TREES TO BE REMOVED)

TREE ID	SIZE/DBH (IN.)	SPECIES	CLASS	CONDITION	MITIGATION	AMOUNT
488	15	HACKBERRY*	II	FAIR	NONE	$0
489	10	HACKBERRY*	II	FAIR	NONE	$0
490	14 (11.5/5.5)	HACKBERRY*	II	FAIR	NONE	$0
491	9	HACKBERRY*	II	FAIR	NONE	$0
492	10.5	HACKBERRY*	II	FAIR	NONE	$0
493	10.5	HACKBERRY*	II	FAIR	NONE	$0
494	9	HACKBERRY*	II	FAIR	NONE	$0
495	10	HACKBERRY*	II	FAIR	NONE	$0
496	11.5	HACKBERRY*	II	FAIR	NONE	$0
497	11.5	HACKBERRY*	II	FAIR	NONE	$0
498	8.5	HACKBERRY*	II	FAIR	NONE	$0
499**	15	EASTERN RED CEDAR	II	POOR	NONE	$0
500	23 (11/8/8/8)	ASHE JUNIPER*	III	FAIR	NONE	$0
1404**	14.5 (10/9)	MESQUITE	II	POOR	NONE	$0
1405	17.5 (13/9.5)	MESQUITE	II	FAIR	17.5"	$2,625
1406**	26 (17.5/17.5)	MESQUITE	IV	VERY POOR	NONE	$0
1407**	24 (13/12.5/10)	MESQUITE	III	VERY POOR	NONE	$0
1408**	13	MESQUITE	II	VERY POOR	NONE	$0
1409	10 (5.5/5/4.5)	MESQUITE	II	FAIR	10"	$1,500
1410**	16 (8.5/8/7)	MESQUITE	II	POOR	NONE	$0
1411**	13.5 (7/7/6.5)	MESQUITE	II	POOR	NONE	$0
1412	6	GUM BUMELIA*	I	TO SMALL	NONE	$0

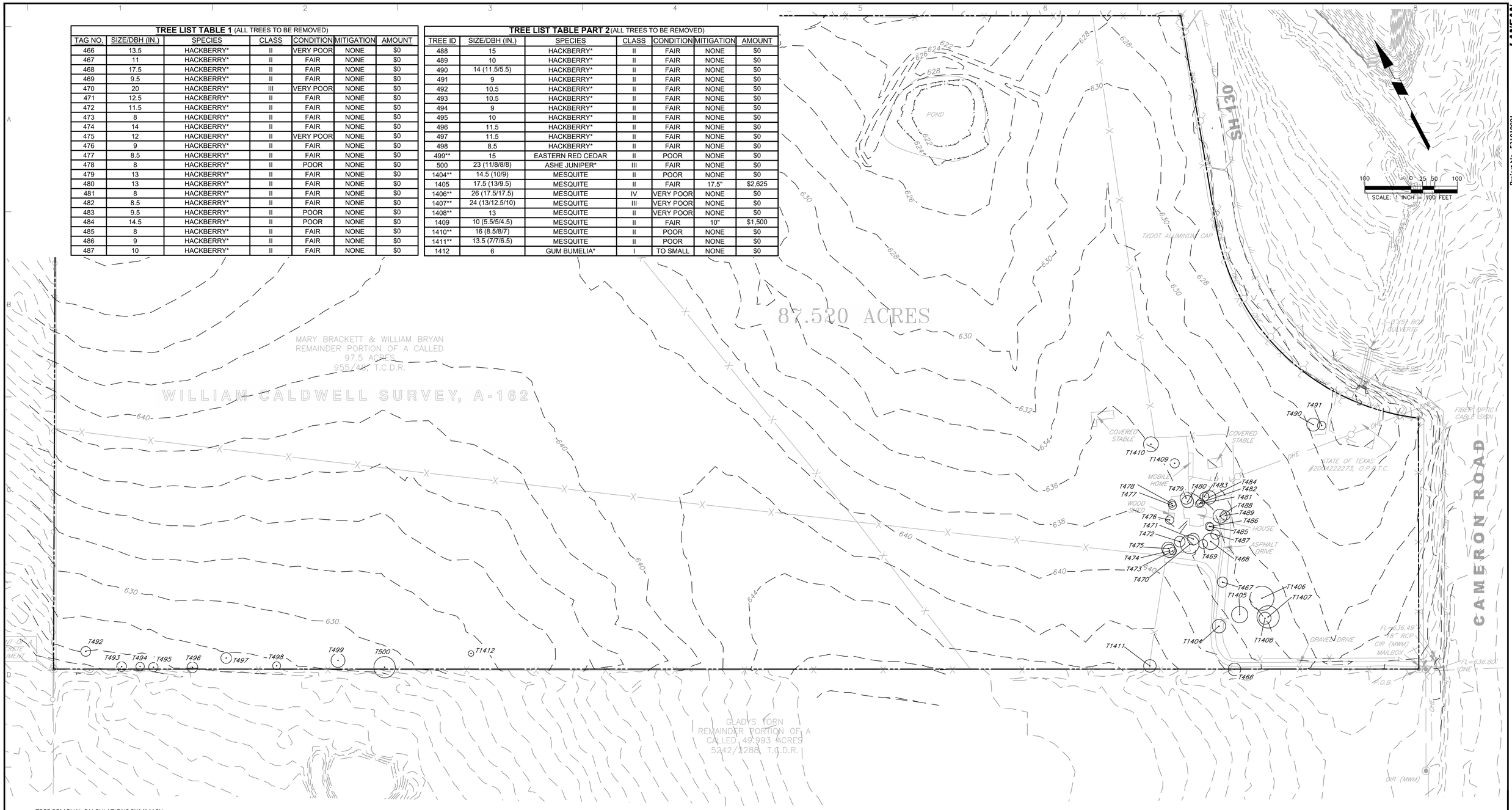

TREE REMOVAL CALCULATIONS SUMMARY:
- CLASS II - 1:1 REPLACEMENT OF $150/INCH REMOVED;
27.5 TOTAL INCHES (EQUIV TO 9 3" TREES) OR $4,125 MITIGATION.

NOTE:
* ALL TREE SPECIES LABELED AS "HACKBERRY" (33), "ASHE JUNIPER" (1), AND "GUM BUMELIA" (1) ARE NOT CONSIDERED 'PROTECTED', WHICH RESULTS IN NO FEES ASSOCIATED WITH THE REMOVAL OF THESE SPECIFIC TREE SPECIES.

** THESE TREES ARE NO LONGER CONSIDERED 'PROTECTED' DUE TO THEIR POOR/VERY POOR CONDITION
- MESQUITE: 1404, 1406, 1407, 1408, 1410, & 1411
- EASTERN RED CEDAR: 499
- TREE CONDITION REFERENCE:
- TREE MANN SOLUTIONS REPORT - 2/28/2023

TOTAL TREE LIST REMOVAL COST: **$ 4,125.00**

Date	Description	No.
08/20/2025	PRELIMINARY PLAN RESUBMITTAL TO CITY OF PFLUGERVILLE	3
06/12/2025	PRELIMINARY PLAN RESUBMITTAL TO CITY OF PFLUGERVILLE	2
10/02/23	PRELIMINARY PLAN APPROVAL FROM CITY OF PFLUGERVILLE	1

Revisions

STATE OF TEXAS
EMILY MAHONEY
143208
LICENSED
PROFESSIONAL ENGINEER
08/20/2025

EMILY MAHONEY P.E.
LANGAN ENGINEERING AND ENVIRONMENTAL SERVICES, INC.
TBPE FIRM REG. #F-13709

LANGAN
Langan Engineering and Environmental Services, Inc.
9606 N. Mopac Expressway, Suite 110
Austin, TX 78759
T: 737.289.7800 F: 737.289.7801 www.langan.com
TBPE FIRM REG. #F-13709

Project: 15000 CAMERON RD (EASTGROUP)
TRAVIS COUNTY PFLUGERVILLE TEXAS

Drawing Title: TREE SURVEY SHEET

Project No. 531019001
Date 10/10/2022
Drawn By MJK
Checked By EM

Drawing No. TS101
Sheet 15 of 1

LANGAN
Project No. 531019001

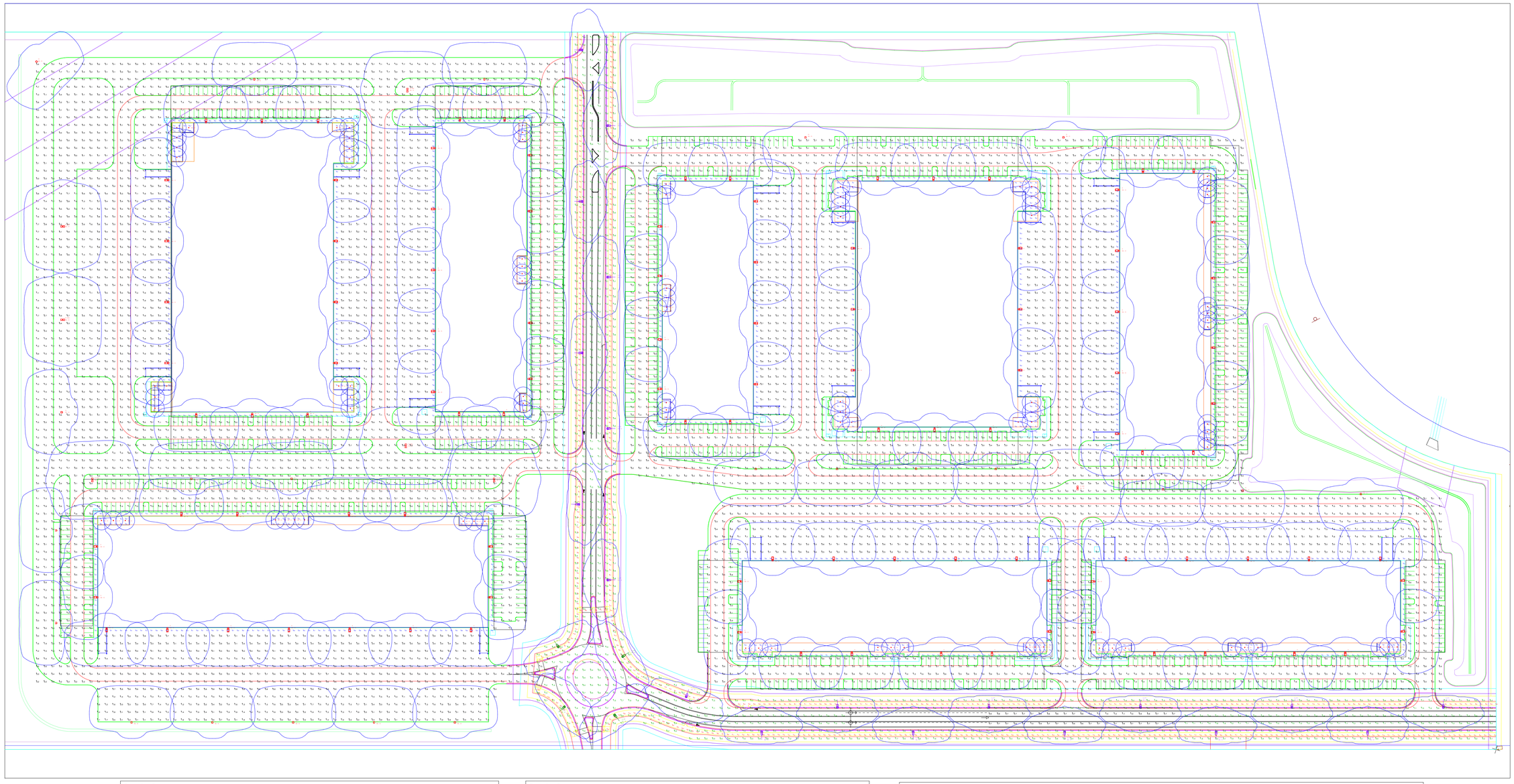

Calculation Summary							
Project: ANSI-IES RP-8-18 Roadway Calcs							
Label	**CalcType**	**Units**	**Avg**	**Max**	**Min**	**Avg/Min**	**Max/Min**
Road_1_Illum	Illuminance	Fc	1.28	2.4	0.8	1.60	3.00
Road_1_Luminance	Luminance	Cd/Sq.m	0.78	1.4	0.6	1.30	2.33
Road_1_Veil_Lum	Veiling Luminance	Cd/Sq.m	0.15	0.4	0.1	1.50	4.00
Road_1_Vis_Level	Visibility Level	N.A.	N.A.	N.A.	N.A.	N.A.	N.A.
Road_1_Vis_Level_Bkgd_Lum	Background Luminance	Cd/Sq.m	0.79	1.4	0.6	1.32	2.33
Road_1_Vis_Level_Target_Lum	Target Luminance	Cd/Sq.m	1.77	3.5	0.6	2.95	5.83

Calculation Summary							
Project: Project_1							
Label	**CalcType**	**Units**	**Avg**	**Max**	**Min**	**Avg/Min**	**Max/Min**
Building A Entrances	Illuminance	Fc	3.21	5.5	1.3	2.47	4.23
Building B Entrances	Illuminance	Fc	3.35	5.1	0.7	4.79	7.29
Building C Entrances	Illuminance	Fc	2.95	4.3	0.8	3.69	5.38
Building D Entrances	Illuminance	Fc	3.35	4.7	1.3	2.58	3.62
Building E Entrances	Illuminance	Fc	3.04	4.4	1.2	2.53	3.67
Building F Entrances	Illuminance	Fc	3.45	5.7	2.0	1.73	2.85
Building G Entrances	Illuminance	Fc	2.99	4.8	1.3	2.30	3.69
Building H Entrances	Illuminance	Fc	2.98	4.8	1.3	2.29	3.69
Right of Way	Illuminance	Fc	1.21	4.2	0.1	12.10	42.00
Sidewalks	Illuminance	Fc	1.35	4.5	0.1	13.50	45.00
Site Calcs	Illuminance	Fc	1.72	6.8	0.0	N.A.	N.A.
Building A Parking Stat Area	Illuminance	Fc	2.37	3.9	0.5	4.74	7.80
Building B Parking Stat Area	Illuminance	Fc	2.20	4.5	0.4	5.50	11.25
Building C Parking Stat Area	Illuminance	Fc	2.18	6.7	0.6	3.63	11.17
Building D Parking Stat Area	Illuminance	Fc	2.16	3.9	0.4	5.40	9.75
Building E Parking Stat Area	Illuminance	Fc	2.11	3.6	0.5	4.22	7.20
Building F Parking Stat Area	Illuminance	Fc	2.15	4.1	0.4	5.38	10.25
Building G Parking Stat Area	Illuminance	Fc	1.85	4.5	0.2	9.25	22.50
Building H Parking Stat Area	Illuminance	Fc	1.86	4.6	0.3	6.20	15.33

Luminaire Schedule								
Symbol	**Qty**	**Label**	**Arrangement**	**Description**	**LLF**	**Lumens**	**Watts**	**Filename**
	4	A_195	Single	ERL2-3-19-C5-30-GRAY-A	0.900	18200	140	ERL2_19C530_____.ies
	19	A_193	Single	ERL2-3-19-C3-30-GRAY-A	0.900	18200	149	ERL2_19C330_____.ies
	94	C	Single	C6R229FAUNVW	0.920	2097	20.8	c6r229faunvw.ies
	7	P1-B2B	Back-Back	GLEON-SA4C-740-U-T4W	0.920	28333	225	GLEON-SA4C-740-U-T4W.ies
	22	P1	Single	GLEON-SA4C-740-U-T4W	0.920	28333	225	GLEON-SA4C-740-U-T4W.ies
	105	B	Single	GLEON-SA4C-740-U-T4W-WM-BZ	0.920	28333	225	GLEON-SA4C-740-U-T4W.ies

THE CALCULATIONS PRESENTED HERE ARE INTENDED SOLELY FOR COMPARATIVE PURPOSES. THIS DOCUMENT DOES NOT CONSTITUTE A WARRANTY OR GUARANTEE BY LONESTAR ELECTRIC SUPPLY REGARDING THE ACCURACY OF THE INFORMATION CONTAINED HEREIN, INCLUDING FIXTURE CONFIGURATION AND LOCATIONS, WHICH ARE APPROXIMATE. THE ACCURACY OF LIGHT LEVELS DEPENDS ON VARIOUS FACTORS OUTLINED IN THIS CALCULATION AND MAY BE INFLUENCED BY CONDITIONS SPECIFIC TO THE ILLUMINATED SPACE. DEVIATIONS FROM THESE FACTORS WILL INEVITABLY IMPACT LIGHT LEVELS. IT IS IMPERATIVE THAT THE NUMBER OF FIXTURES AND THEIR CONFIGURATION, AS CALCULATED HERE, BE CONFIRMED BY EITHER AN ARCHITECT OR AN ELECTRICAL ENGINEER.

General Notes

Lighting Standard Notes:
- All lighting including wall pack lighting to be downcast and full cut-off type.
- All lighting within the same development shall utilize a consistent type of fixture and bulb.
- Canopy lighting shall be fully recessed within the canopy ceiling. The fixture covers shall be flush with the surface of the canopy ceiling and provide a cutoff or shielded light distribution. Canopy lighting shall not be mounted on the top or sides of the canopy and the exterior sides of the canopy may not be illuminated.
- All site lighting will be in conformance with all City of Pflugerville Regulations.

Legend

Rev	Date	Description
03	09/13	Added ROW Lts/Calcs
04	09/18	Adj. Ltg on ROW
05	09/18	Staggered all Ltg on ROW
06	06/11	Rev per city comments.
07	07/29	Rev for Eng. Guideline
08	08/04	Pole adj for SS

Project Name:
CAMERON

Location:
SAN ANTONIO, TX

Project Number:
N.A.

Created By:
LEB

Scale:
1" = 100'

Date: 6/6/2024

Page 1 of 1

CAMERON RD.
SITE LIGHTING
PHOTOMETRIC CALCULATIONS

LONESTAR ELECTRIC SUPPLY

Lighting Submittal

Cameron Rd.

ELECTRICAL CONTRACTOR

CSE Electric

ELECTRICAL DISTRIBUTOR

LONESTAR ELECTRIC SUPPLY

TABLE OF CONTENTS

Type	Description	Brand
C	C6R229FAUNVW	RAB
P1	GLEON-SA4C-740-U-T4W	Cooper
B	GLEON-SA4C-740-U-T4W-WM-BZ	Cooper

C6R229FAUNVW

RAB

Color: White

Weight: 1.9 lbs

Project:	
Type:	C
Prepared By:	
Date:	

Driver Info

Type	Constant Current
120V	190
208V	N/A
240V	N/A
277V	90
Input Watts	22W

LED Info

Watts	22W
Color Temp	Field Adjustable
Color Accuracy	N/A
L70 Lifespan	50,000 Hours
Lumens	2,080 lm
Efficacy	91

Technical Specifications

Performance

Product Type:
Commercial Downlight Direct Mount

Lumens:
2,000lm

Efficacy:
91lm/W

Lifespan:
50,000-Hour LED lifespan based on IES LM-80 results and TM-21 calculations

LED Characteristics

Color Accuracy (CRI):
90 CRI

Color Temperature:
3000/3500/4000/5000K

Electrical

Dimming Driver:
Driver includes dimming control wiring for 0-10V dimming systems. Requires separate 0-10V DC dimming circuit. Dims down to 10%.

THD:
≤20%

Power Factor:
≥0.9

Input Voltage:
120-277V AC

Operating Frequency:
50/60Hz

Operating Temperature:
-30°C - 40°C

Other

5-Year, No-Compromise Warranty:
RAB warrants that our LED products will be free from defects in materials and workmanship for a period of five (5) years from the date of delivery to the end user, including coverage of light output, color stability, driver performance and fixture finish. RAB's warranty is subject to all terms and conditions found at rablighting.com/warranty.

Construction

Size:
8"

Shape:
Round

Housing Material:
Metal

Finish:
White

Trim Style:
Smooth Trim

Air Tight:
Housing certified Air Tight as per ASTM E283

Compliance

Listings:
UL Listed, UL Classified

Environment:
Wet

T24 JA8 Compliant:
Complies with Title 24 Appendix JA8

Lawful for Sale in California:
Yes

RoHS:
Mercury and UV free. RoHS-compliant components.

FCC:
Complies with Part 15B of the FCC Rules

Technical Specifications (continued)

Trade Agreements Act Compliant:
This product is a product of Cambodia and a "designated country" end product that complies with the Trade Agreements Act

Energy Star Approved:
ENERGY STAR® Version 1.0 Certified

Certification Model Number:
DLC0048(C6R119FAUNVW)

\

Dimensions

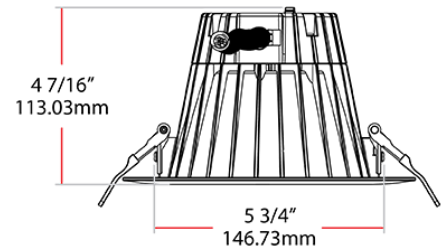



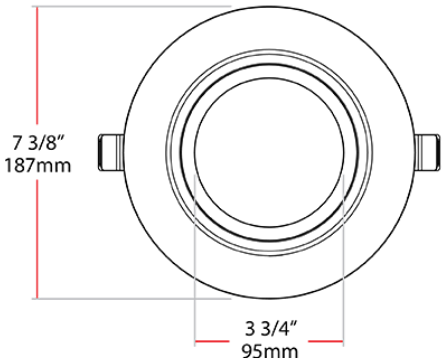

C6R229FAUNVW

RAB

Ordering Matrix

Family	Size	Shape	Wattage	CRI/Color Temp	Driver	Finish
C	6	R	22	9FA	UNV	W
	6 = 6" **8** = 8"	**R** = Round	**11** = 11W **18** = 18W **22** = 22W **33** = 33W **55** = 55W	**9FA** = 90 CRI, CCT Adjustable	**UNV** = 120-277V	**W** = White

4" only available in 12S
6" only available in 16S or 24S
8" only available in 22S or 33S
10" only available in 43S

Project		Catalog #	GLEON-SA4C-740-U-T4W-BZ	Type	P
Prepared by		Notes		Date	

McGraw-Edison

GLEON Galleon

Area / Site Luminaire

Product Features

LumenSafe Technology · Light ARchitect™ · BAA

Product Certifications

Systems ISO Certified · DLC Listed [1] · DLC Listed Premium [1] · 3G VIB · IP66 · UL Certified · ida Dark Sky Approved [2] · 5 Year Limited Warranty

Interactive Menu

Quick Facts

- Lumen packages range from 4,200 - 80,800 (34W - 640W)
- Efficacy up to 156 lumens per watt
- Options to meet Buy American and other domestic preference requirements

Connected Systems

- WaveLinx
- Enlighted

Dimensional Details

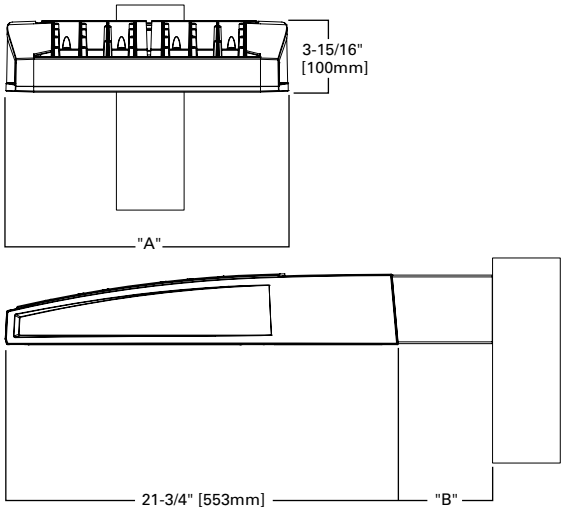

Number of Light Squares	"A" Width	"B" Standard Arm Length	"B" Extended Arm Length [1]	"B" QM Arm Length	"B" QML Length	"B" QMEA Length
1-4	15-1/2"	7"	10"	10-5/8"	--	16-9/16"
5-6	21-5/8"	7"	10"	10-5/8"	--	16-9/16"
7-8	27-5/8"	7"	13"	10-5/8"	10-5/16"	--
9-10	33-3/4"	7"	16"	--	10-5/16"	--

NOTES:
For arm selection requirements and additional line art, see Mounting Details section.

NOTES:
1. Visit https://www.designlights.org/search/ to confirm qualification. Not all product variations are DLC qualified.
2. IDA Certified for 3000K CCT and warmer only.

Ordering Information

SAMPLE NUMBER: **GLEON-SA4C-740-U-T4FT-GM**

Product Family [1, 2]	Light Engine		Color Temperature	Voltage	Distribution	Mounting	Finish
	Configuration	Drive Current					
GLEON=Galleon **BAA-GLEON**=Galleon, Buy American Act Compliant [34] **TAA-GLEON**=Galleon, Trade Agreements Act Compliant [34]	**SA1**=1 Square **SA2**=2 Squares **SA3**=3 Squares **SA4**=4 Squares **SA5**=5 Squares [4] **SA6**=6 Squares **SA7**=7 Squares [5] **SA8**=8 Squares [5] **SA9**=9 Squares [6] **SA0**=10 Squares [6]	**A**=600mA **B**=800mA **C**=1000mA **D**=1200mA [15]	**722**=70CRI, 2200K **727**=70CRI, 2700K **730**=70CRI, 3000K **735**=70CRI, 3500K **740**=70CRI, 4000K **750**=70CRI, 5000K **760**=70CRI, 6000K **827**=80CRI, 2700K **830**=80CRI, 3000K **AMB**=Amber, 590nm [13, 15]	**U**=120-277V **1**=120V **2**=208V **3**=240V **4**=277V **8**=480V [7, 8] **9**=347V [7]	**T2**=Type II **T2R**=Type II Roadway **T3**=Type III **T3R**=Type III Roadway **T4FT**=Type IV Forward Throw **T4W**=Type IV Wide **5NQ**=Type V Narrow **5MQ**=Type V Square Medium **5WQ**=Type V Square Wide **SL2**=Type II w/Spill Control **SL3**=Type III w/Spill Control **SL4**=Type IV w/Spill Control **SLL**=90° Spill Light Eliminator Left **SLR**=90° Spill Light Eliminator Right **RW**=Rectangular Wide Type I **AFL**=Automotive Frontline	**[Blank]**=Arm for Round or Square Pole **EA**=Extended Arm [9] **MA**=Mast Arm Adapter [10] **WM**=Wall Mount **QM**=Quick Mount Arm (Standard Length) [11] **QMEA**=Quick Mount Arm (Extended Length) [12] **QML**=Quick Mount Arm (Standard Length, Large) [36]	**AP**=Grey **BZ**=Bronze **BK**=Black **DP**=Dark Platinum **GM**=Graphite Metallic **WH**=White **RALXX**=Custom Color

Options (Add as Suffix)	Controls and Systems Options (Add as Suffix)	Accessories (Order Separately)[35]
DIM=External 0-10V Dimming Leads [18, 19] **F**=Single Fuse (120, 277 or 347V Specify Voltage) **FF**=Double Fuse (208, 240 or 480V Specify Voltage) **20K**=Series 20kV UL 1449 Surge Protective Device **2L**=Two Circuits [16, 17] **HA**=50°C High Ambient **HSS**=Installed House Side Shield [27] **GRSBK**=Glare Reducing Shield, Black [22] **GRSWH**=Glare Reducing Shield, White [22] **LCF**=Light Square Trim Painted to Match Housing [26] **MT**=Installed Mesh Top **TH**=Tool-less Door Hardware **CC**=Coastal Construction finish [3] **L90**=Optics Rotated 90° Left **R90**=Optics Rotated 90° Right **CE**=CE Marking [28] **AHD145**=After Hours Dim, 5 Hours [21] **AHD245**=After Hours Dim, 6 Hours [21] **AHD255**=After Hours Dim, 7 Hours [21] **AHD355**=After Hours Dim, 8 Hours [21] **DALI**=DALI Drivers	**BPC**=Button Type Photocontrol **PR**=NEMA 3-PIN Photocontrol Receptacle **PR7**=NEMA 7-PIN Photocontrol Receptacle [20] **SPB2=**Dimming Occupancy Sensor with Bluetooth Interface, 8' - 20' Mounting [33] **SPB4=**Dimming Occupancy Sensor with Bluetooth Interface, 21' - 40' Mounting [33] **MS-L20**=Motion Sensor for ON/OFF Operation, 9' - 20' Mounting Height [23] **MS-L40W**=Motion Sensor for ON/OFF Operation, 21' - 40' Mounting Height [23] **MS/X-L20**=Bi-Level Motion Sensor, 9' - 20' Mounting Height [23, 24] **MS/X-L40W**=Bi-Level Motion Sensor, 21' - 40' Mounting Height [23, 24] **MS/DIM-L20**=Motion Sensor for Dimming Operation, 9' - 20' Mounting Height [23] **MS/DIM-L40W**=Motion Sensor for Dimming Operation, 21' - 40' Mounting Height [23] **WLS2XX**=WaveLinx Lite, SR Driver, Dimming Motion and Daylight, Bluetooth Programmable, 7' - 15' Mounting [31] **WLS4XX**=WaveLinx Lite, SR Driver, Dimming Motion and Daylight, Bluetooth Programmable, 15' - 40' Mounting [31] **WPS2XX**=WaveLinx Pro, SR Driver, Dimming Motion and Daylight, WAC Programmable, 7' - 15' Mounting [31,32] **WPS4XX**=WaveLinx Pro, SR Driver, Dimming Motion and Daylight, WAC Programmable, 15' - 40' Mounting [31,32] **LWR-LW**=Enlighted Sensor, 8'–16' Mounting Height [25] **LWR-LN**=Enlighted Sensor, 16'–40' Mounting Height [25] **DIM10-L08**=Synapse Occupancy Sensor (<8' Mounting) [18] **DIM10-L20**=Synapse Occupancy Sensor (9'-20' Mounting) [18] **DIM10-L40**=Synapse Occupancy Sensor (21'-40' Mounting) [18]	**OA/RA1013**=Photocontrol Shorting Cap **MA1252**=10kV Surge Module Replacement **MA1036-XX**=Single Tenon Adapter for 2-3/8" O.D. Tenon **MA1037-XX**=2@180° Tenon Adapter for 2-3/8" O.D. Tenon **MA1197-XX**=3@120° Tenon Adapter for 2-3/8" O.D. Tenon **MA1188-XX**=4@90° Tenon Adapter for 2-3/8" O.D. Tenon **MA1189-XX**=2@90° Tenon Adapter for 2-3/8" O.D. Tenon **MA1190-XX**=3@90° Tenon Adapter for 2-3/8" O.D. Tenon **MA1191-XX**=2@120° Tenon Adapter for 2-3/8" O.D. Tenon **MA1038-XX**=Single Tenon Adapter for 3-1/2" O.D. Tenon **MA1039-XX**=2@180° Tenon Adapter for 3-1/2" O.D. Tenon **MA1192-XX**=3@120° Tenon Adapter for 3-1/2" O.D. Tenon **MA1193-XX**=4@90° Tenon Adapter for 3-1/2" O.D. Tenon **MA1194-XX**=2@90° Tenon Adapter for 3-1/2" O.D. Tenon **MA1195-XX**=3@90° Tenon Adapter for 3-1/2" O.D. Tenon **FSIR-100**=Wireless Configuration Tool for Occupancy Sensor [23] **GLEON-MT1**=Field Installed Mesh Top for 1-4 Light Squares **GLEON-MT2**=Field Installed Mesh Top for 5-6 Light Squares **GLEON-MT3**=Field Installed Mesh Top for 7-8 Light Squares **GLEON-MT4**=Field Installed Mesh Top for 9-10 Light Squares **GLEON-QM**=Quick Mount Arm Kit [11] **GLEON-QMEA**=Quick Mount Extended Arm Kit [12] **LS/HSS**=Field Installed House Side Shield [27, 29] **LS/GRSBK-2PK** =Glare Reducing Shield, Black [22, 29] **LS/GRSWH-2PK** =Glare Reducing Shield, White [22, 29] **LS/PFS**=Perimeter Shield, Black [14] **WOLC-7P-10A**=WaveLinx Outdoor Control Module [18, 30]

NOTES:

1. Customer is responsible for engineering analysis to confirm pole and fixture compatibility for all applications. Refer to our white paper WP513001EN for additional support information.
2. DesignLights Consortium® Qualified. Refer to www.designlights.org Qualified Products List under Family Models for details.
3. Coastal construction finish salt spray tested to over 5,000-hours per ASTM B117, with a scribe rating of 9 per ASTM D1654. Not available with TH option.
4. Not compatible with MS/4-LXX or MS/1-LXX sensors.
5. Not compatible with extended quick mount arm (QMEA).
6. Not compatible with standard quick mount arm (QM) or extended quick mount arm (QMEA).
7. Requires the use of an internal step down transformer when combined with sensor options. Not available with sensor at 1200mA. Not available in combination with the HA high ambient and sensor options at 1A.
8. 480V must utilize Wye system only. Per NEC, not for use with ungrounded systems, impedance grounded systems or corner grounded systems (commonly known as Three Phase Three Wire Delta, Three Phase High Leg Delta and Three Phase Corner Grounded Delta systems.)
9. May be required when two or more luminaires are oriented on a 90° or 120° drilling pattern. Refer to arm mounting requirement table.
10. Factory installed.
11. Maximum 8 light squares.
12. Maximum 6 light squares.
13. Narrow-band 590nm +/- 5nm for wildlife and observatory use. Choose drive current A; supplied at 500mA drive current only. Available with 5WQ, 5MQ, SL2, SL3 and SL4 distributions. Can be used with HSS option.
14. Set of 4 pcs. One set required per Light Square.
15. Not available with HA option.
16. 2L is not available with MS, MS/X or MS/DIM at 347V or 480V. 2L in SA2 through SA4 requires a larger housing, normally used for SA5 or SA6. Extended arm option may be required when mounting two or more fixtures per pole at 90° or 120°. Refer to arm mounting requirement table.
17. Not available with Enlighted wireless sensors.
18. Cannot be used with other control options.
19. Low voltage control lead brought out 18" outside fixture.
20. Not available if any "MS" sensor is selected. Motion sensor has an integral photocell.
21. Requires the use of BPC photocontrol or the PR7 or PR photocontrol receptacle with photocontrol accessory. See After Hours Dim supplemental guide for additional information.
22. Not for use with T4FT, T4W or SL4 optics. See IES files for details.
23. The FSIR-100 configuration tool is required to adjust parameters including high and low modes, sensitivity, time delay, cutoff and more. Consult your lighting representative at Cooper Lighting Solutions for more information.
24. Replace X with number of Light Squares operating in low output mode.
25. Enlighted wireless sensors are factory installed only requiring network components LWP-EM-1, LWP-GW-1 and LWP-PoE8 in appropriate quantities.
26. Not available with house side shield (HSS).
27. Not for use with 5NQ, 5MQ, 5WQ or RW optics. A black trim plate is used when HSS is selected.
28. CE is not available with the LWR, MS, MS/X, MS/DIM, BPC, PR or PR7 options. Available in 120-277V only.
29. One required for each Light Square.
30. Requires PR7.
31. Replace XX with sensor color (WH, BZ or BK.)
32. WAC Gateway required to enable field-configurability: Order WAC-PoE and WPOE-120 (10V to PoE injector) power supply if needed.
33. Smart device with mobile application required to change system defaults. See controls section for details.
34. Only product configurations with these designated prefixes are built to be compliant with the Buy American Act of 1933 (BAA) or Trade Agreements Act of 1979 (TAA), respectively. Please refer to **DOMESTIC PREFERENCES** website for more information. Components shipped separately may be separately analyzed under domestic preference requirements.
35. For BAA or TAA requirements, Accessories sold separately will be separately analyzed under domestic preference requirements. Consult factory for further information.
36. Available for 7 - 10 squares.

LumenSafe Integrated Network Security Camera Technology Options (Add as Suffix)

Product Family	Camera Type	Data Backhaul	
L=LumenSafe Technology LumenSafe Technology	**D**=Standard Dome Camera **H**=Hi-Res Dome Camera **Z**=Remote PTZ Camera	**C**=Cellular, No SIM **A**=Cellular, AT&T **V**=Cellular, Verizon **S**=Cellular, Sprint	**R**=Cellular, Rogers **W**=Wi-Fi Networking w/ Omni-Directional Antenna **E**=Ethernet Networking

Mounting Details

Standard Arm (Drilling Pattern)

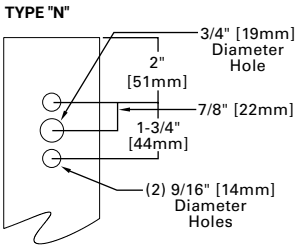

Quick Mount Arm
(Includes fixture adapter)

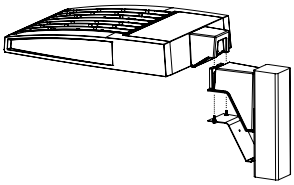

QM and QMEA Pole Mount (1 - 8 squares)

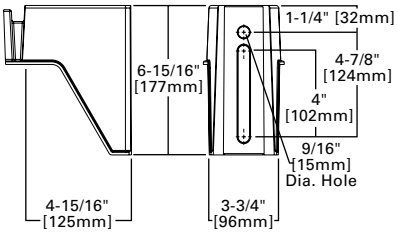

QML Pole Mount (7 - 10 squares)

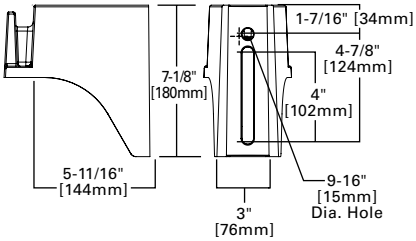

QM Quick Mount Arm (Standard, 1-8 squares)

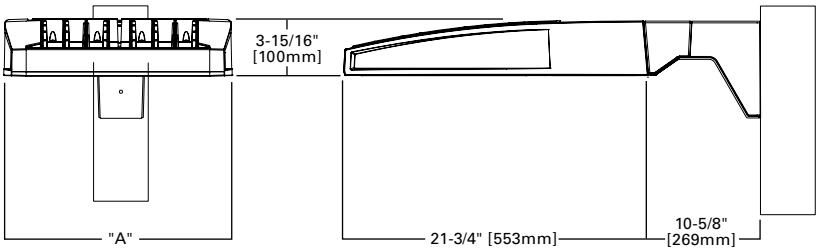

QMEA Quick Mount Arm (Extended, 1 - 6 squares)

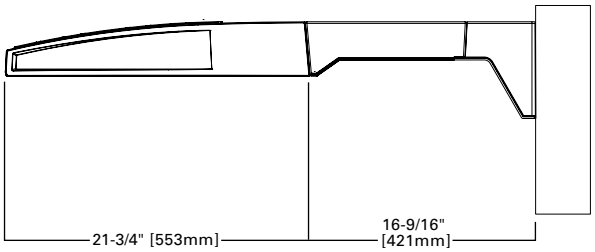

Standard Wall Mount

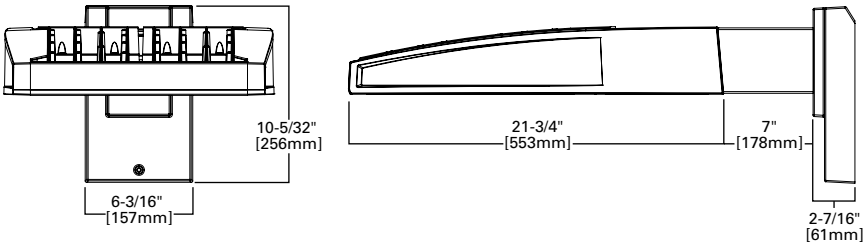

Mast Arm Mount

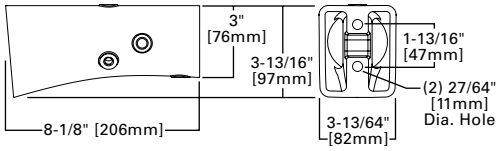

Arm Mounting Requirements

Number of Light Squares	Standard Arm @ 90° Apart	Standard Arm @ 120° Apart	Quick Mount Arm @ 90° Apart	Quick Mount Arm @ 120° Apart
1	Standard	Standard	QM Extended	Quick Mount
2	Standard	Standard	QM Extended	Quick Mount
3	Standard	Standard	QM Extended	Quick Mount
4	Standard	Standard	QM Extended	Quick Mount
5	Extended	Standard	QM Extended	Quick Mount
6	Extended	Standard	QM Extended	Quick Mount
7	Extended	Extended	--	Quick Mount
8	Extended	Extended	--	Quick Mount
9	Extended	Extended	--	--
10	Extended	Extended	--	--

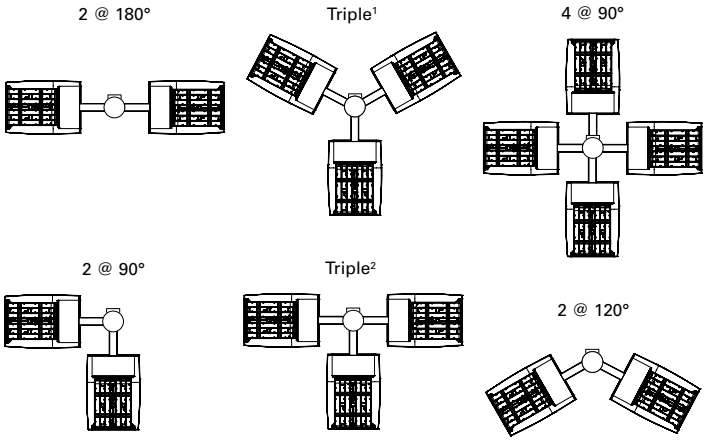

NOTES: 1 Round poles are 3 @ 120°. Square poles are 3 @ 90°. **2** Round poles are 3 @ 90°.
3 Shown with 4 square configurations.

Fixture Weights and EPAs

Number of Light Squares	Weight with Standard and Extended Arm (lbs.)	EPA with Standard and Extended Arm (Sq. Ft.)	Weight with QM Arm (lbs.)	EPA with QM Arm (Sq. Ft.)	Weight with QML (lbs.)	EPA with QML (Sq. Ft.)	Weight with QMEA (lbs.)	EPA with QMEA (Sq. Ft.)
1-4	33	0.96	35	1.11	--	--	38	1.11
5-6	44	1.00	46	1.11	--	--	49	1.11
7-8	54	1.07	56	1.11	58	1.11	--	--
9-10	63	1.12	--	--	67	1.11	--	--

Optical Distributions

Asymmetric Area Distributions

T2 (Type II)

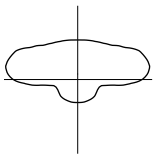

SL2 (Type II with Spill Control)

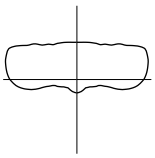

T3 (Type III)

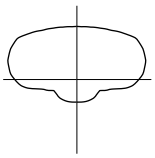

SL3 (Type III with Spill Control)

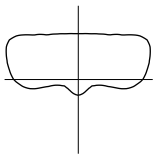

T4FT (Type IV Forward Throw)

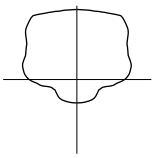

T4W (Type IV Wide)

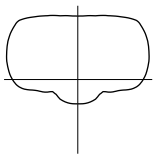

SL4 (Type IV with Spill Control)

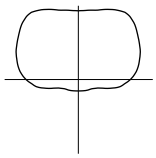

Asymmetric Roadway Distributions

RW (Rectangular Wide Type I)

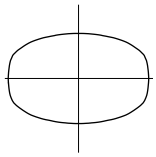

T2R (Type II Roadway)

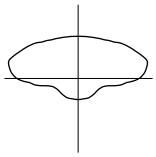

T3R (Type III Roadway)

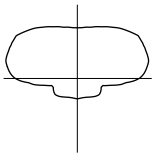

Symmetric Distributions

5NQ (Type V Square Narrow)

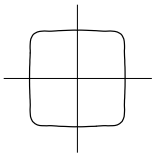

5MQ (Type V Square Medium)

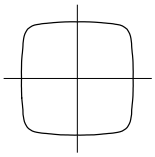

5WQ (Type V Square Wide)

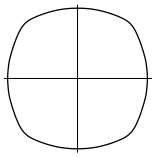

Specialized Distributions

AFL (Automotive Frontline)

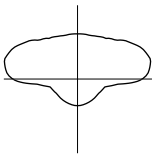

SLL (90° Spill Light Eliminator Left)

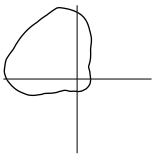

SLR (90° Spill Light Eliminator Right)

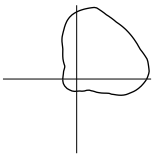

Rotated Optics

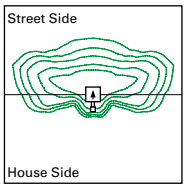

Standard

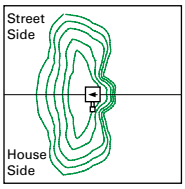

Optics Rotated Left @ 90° [L90]

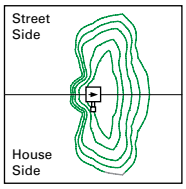

Optics Rotated Right @ 90° [R90]

Product Specifications

Construction

- Extruded aluminum driver enclosure
- Heavy-wall, die-cast aluminum end caps
- Die-cast aluminum heat sinks
- Patent pending interlocking housing and heat sink

Optics

- Patented, high-efficiency injection-molded AccuLED Optics technology
- 16 optical distributions
- 3 shielding options including HSS, GRS and PFS
- IDA Certified (3000K CCT and warmer only)

Electrical

- LED drivers are mounted to removable tray assembly for ease of maintenance
- Standard with 0-10V dimming
- Standard with Cooper Lighting Solutions proprietary circuit module designed to withstand 10kV of transient line surge
- Suitable for operation in -40°C to 40°C ambient environments. Optional 50°C high ambient (HA) configuration.

Mounting

- Standard extruded arm includes internal bolt guides and round pole adapter
- Extended arms (EA and QMEA) may be required in 90° or 120° pole mount configurations, see arm mounting requirements table
- Mast arm (MA) factory installed
- Wall mount (WM) option available
- Quick mount arm (QM and QMEA) includes pole adapter and factory installed fixture mount for fast installation to square or round poles

Finish

- Super housing durable TGIC polyester powder coat paint, 2.5 mil nominal thickness
- Heat sink is powder coated black
- RAL and custom color matches available
- Coastal Construction (CC) option available

Warranty

- Five year warranty

Energy and Performance Data

Lumen Maintenance (TM-21)

Drive Current	Ambient Temperature	25,000 hours*	50,000 hours*	60,000 hours*	100,000 hours**	Theoretical L70 hours**
Up to 1A	25°C	99.4%	99.0%	98.9%	98.3%	> 2.4M
	40°C	98.7%	98.3%	98.1%	97.4%	> 1.9M
	50°C	98.2%	97.2%	96.8%	95.2%	> 851,000
1.2A	25°C	99.4%	99.0%	98.9%	98.3%	> 2.4M
	40°C	98.5%	97.9%	97.7%	96.7%	> 1.3M

* Supported by IES TM-21 standards
** Theoretical values represent estimations commonly used; however, refer to the IES position on LED Product Lifetime Prediction, IES PS-10-18, explaining proper use of IES TM-21 and LM-80.

Lumen Multiplier

Ambient Temperature	Lumen Multiplier
0ºC	1.02
10ºC	1.01
25ºC	1.00
40ºC	0.99
50ºC	0.97

View GLEON IES files

Nominal Power Lumens (1.2A)

Supplemental Performance Guide**

Number of Light Squares		1	2	3	4	5	6	7	8	9	10
Nominal Power (Watts)		67	129	191	258	320	382	448	511	575	640
Input Current @ 120V (A)		0.58	1.16	1.78	2.31	2.94	3.56	4.09	4.71	5.34	5.87
Input Current @ 208V (A)		0.33	0.63	0.93	1.27	1.57	1.87	2.22	2.52	2.8	3.14
Input Current @ 240V (A)		0.29	0.55	0.80	1.10	1.35	1.61	1.93	2.18	2.41	2.71
Input Current @ 277V (A)		0.25	0.48	0.70	0.96	1.18	1.39	1.69	1.90	2.09	2.36
Input Current @ 347V (A)		0.20	0.39	0.57	0.78	0.96	1.15	1.36	1.54	1.72	1.92
Input Current @ 480V (A)		0.15	0.30	0.43	0.60	0.73	0.85	1.03	1.16	1.28	1.45
Optics											
T2	4000K Lumens	7,972	15,580	23,245	30,714	38,056	45,541	53,857	61,024	68,072	75,366
	BUG Rating	B1-U0-G2	B2-U0-G3	B3-U0-G4	B3-U0-G4	B3-U0-G5	B3-U0-G5	B4-U0-G5	B4-U0-G5	B4-U0-G5	B4-U0-G5
	Lumens per Watt	119	121	122	119	119	119	120	119	118	118
T2R	4000K Lumens	8,462	16,539	24,680	32,609	40,401	48,348	57,176	64,783	72,266	80,010
	BUG Rating	B1-U0-G2	B2-U0-G2	B3-U0-G3	B3-U0-G4	B3-U0-G4	B3-U0-G5	B4-U0-G5	B4-U0-G5	B4-U0-G5	B4-U0-G5
	Lumens per Watt	126	128	129	126	126	127	128	127	126	125
T3	4000K Lumens	8,125	15,879	23,693	31,307	38,787	46,417	54,893	62,197	69,381	76,818
	BUG Rating	B1-U0-G2	B2-U0-G3	B3-U0-G4	B3-U0-G4	B3-U0-G5	B4-U0-G5	B4-U0-G5	B4-U0-G5	B4-U0-G5	B4-U0-G5
	Lumens per Watt	121	123	124	121	121	122	123	122	121	120
T3R	4000K Lumens	8,306	16,232	24,220	32,001	39,651	47,447	56,114	63,580	70,924	78,523
	BUG Rating	B1-U0-G2	B2-U0-G3	B3-U0-G4	B3-U0-G4	B3-U0-G5	B3-U0-G5	B4-U0-G5	B4-U0-G5	B4-U0-G5	B4-U0-G5
	Lumens per Watt	124	126	127	124	124	124	125	124	123	123
T4FT	4000K Lumens	8,173	15,970	23,831	31,488	39,014	46,686	55,212	62,558	69,783	77,261
	BUG Rating	B1-U0-G3	B2-U0-G3	B3-U0-G4	B3-U0-G5	B3-U0-G5	B4-U0-G5	B4-U0-G5	B4-U0-G5	B4-U0-G5	B4-U0-G5
	Lumens per Watt	122	124	125	122	122	122	123	122	121	121
T4W	4000K Lumens	8,067	15,764	23,522	31,080	38,510	46,082	54,499	61,751	68,881	76,263
	BUG Rating	B2-U0-G2	B3-U0-G3	B3-U0-G4	B3-U0-G5	B4-U0-G5	B4-U0-G5	B4-U0-G5	B4-U0-G5	B4-U0-G5	B5-U0-G5
	Lumens per Watt	120	122	123	120	120	121	122	121	120	119
SL2	4000K Lumens	7,958	15,552	23,206	30,662	37,989	45,462	53,763	60,920	67,952	75,235
	BUG Rating	B2-U0-G3	B3-U0-G3	B3-U0-G4	B3-U0-G5	B3-U0-G5	B4-U0-G5	B4-U0-G5	B4-U0-G5	B4-U0-G5	B4-U0-G5
	Lumens per Watt	119	121	121	119	119	119	120	119	118	118
SL3	4000K Lumens	8,124	15,877	23,690	31,302	38,784	46,410	54,885	62,189	69,372	76,805
	BUG Rating	B1-U0-G2	B2-U0-G3	B3-U0-G4	B3-U0-G5	B3-U0-G5	B3-U0-G5	B4-U0-G5	B4-U0-G5	B4-U0-G5	B4-U0-G5
	Lumens per Watt	121	123	124	121	121	121	123	122	121	120
SL4	4000K Lumens	7,719	15,085	22,510	29,741	36,850	44,097	52,148	59,089	65,913	72,977
	BUG Rating	B1-U0-G3	B2-U0-G4	B2-U0-G5	B3-U0-G5	B3-U0-G5	B3-U0-G5	B3-U0-G5	B3-U0-G5	B4-U0-G5	B4-U0-G5
	Lumens per Watt	115	117	118	115	115	115	116	116	115	114
5NQ	4000K Lumens	8,380	16,375	24,436	32,287	40,003	47,870	56,610	64,144	71,552	79,221
	BUG Rating	B3-U0-G1	B3-U0-G2	B4-U0-G2	B5-U0-G2	B5-U0-G3	B5-U0-G3	B5-U0-G4	B5-U0-G4	B5-U0-G4	B5-U0-G4
	Lumens per Watt	125	127	128	125	125	125	126	126	124	124
5MQ	4000K Lumens	8,534	16,676	24,885	32,881	40,739	48,752	57,653	65,326	72,868	80,679
	BUG Rating	B3-U0-G2	B4-U0-G2	B5-U0-G3	B5-U0-G4	B5-U0-G4	B5-U0-G4	B5-U0-G5	B5-U0-G5	B5-U0-G5	B5-U0-G5
	Lumens per Watt	127	129	130	127	127	128	129	128	127	126
5WQ	4000K Lumens	8,556	16,723	24,951	32,968	40,847	48,881	57,808	65,499	73,063	80,894
	BUG Rating	B3-U0-G2	B4-U0-G2	B5-U0-G3	B5-U0-G4	B5-U0-G4	B5-U0-G5	B5-U0-G5	B5-U0-G5	B5-U0-G5	B5-U0-G5
	Lumens per Watt	128	130	131	128	128	128	129	128	127	126
SLL/ SLR	4000K Lumens	7,140	13,951	20,817	27,506	34,081	40,783	48,231	54,649	60,959	67,492
	BUG Rating	B1-U0-G3	B2-U0-G3	B3-U0-G4	B3-U0-G5	B3-U0-G5	B3-U0-G5	B3-U0-G5	B4-U0-G5	B4-U0-G5	B4-U0-G5
	Lumens per Watt	107	108	109	107	107	107	108	107	106	105
RW	4000K Lumens	8,304	16,228	24,215	31,994	39,641	47,437	56,100	63,566	70,907	78,504
	BUG Rating	B3-U0-G1	B4-U0-G2	B4-U0-G2	B5-U0-G3	B5-U0-G3	B5-U0-G4	B5-U0-G4	B5-U0-G4	B5-U0-G5	B5-U0-G5
	Lumens per Watt	124	126	127	124	124	124	125	124	123	123
AFL	4000K Lumens	8,335	16,287	24,302	32,110	39,784	47,610	56,303	63,796	71,163	78,790
	BUG Rating	B1-U0-G1	B2-U0-G2	B3-U0-G2	B3-U0-G3	B3-U0-G3	B3-U0-G3	B4-U0-G4	B4-U0-G4	B4-U0-G4	B4-U0-G5
	Lumens per Watt	124	126	127	124	124	125	126	125	124	123

* Nominal data for 70 CRI. ** For additional performance data, please reference the Galleon Supplemental Performance Guide.

Nominal Power Lumens (1A)

Supplemental Performance Guide**

Number of Light Squares		1	2	3	4	5	6	7	8	9	10
Nominal Power (Watts)		59	113	166	225	279	333	391	445	501	558
Input Current @ 120V (A)		0.51	1.02	1.53	2.03	2.55	3.06	3.56	4.08	4.60	5.07
Input Current @ 208V (A)		0.29	0.56	0.82	1.11	1.37	1.64	1.93	2.19	2.46	2.75
Input Current @ 240V (A)		0.26	0.48	0.71	0.96	1.19	0.41	1.67	1.89	2.12	2.39
Input Current @ 277V (A)		0.23	0.42	0.61	0.83	1.03	1.23	1.45	1.65	1.84	2.09
Input Current @ 347V (A)		0.17	0.32	0.50	0.64	0.82	1.00	1.14	1.32	1.50	1.68
Input Current @ 480V (A)		0.14	0.24	0.37	0.48	0.61	0.75	0.91	0.99	1.12	1.28
Optics											
T2	4000K Lumens	7,267	14,201	21,190	28,000	34,692	41,515	49,096	55,627	62,053	68,703
	BUG Rating	B1-U0-G2	B2-U0-G3	B3-U0-G3	B3-U0-G4	B3-U0-G4	B3-U0-G5	B4-U0-G5	B4-U0-G5	B4-U0-G5	B4-U0-G5
	Lumens per Watt	123	126	128	124	124	125	126	125	124	123
T2R	4000K Lumens	7,715	15,077	22,497	29,725	36,829	44,073	52,122	59,056	65,876	72,937
	BUG Rating	B1-U0-G2	B2-U0-G2	B3-U0-G3	B3-U0-G3	B3-U0-G4	B3-U0-G4	B3-U0-G5	B4-U0-G5	B4-U0-G5	B4-U0-G5
	Lumens per Watt	131	133	136	132	132	132	133	133	131	131
T3	4000K Lumens	7,408	14,475	21,598	28,539	35,358	42,313	50,039	56,698	63,246	70,024
	BUG Rating	B1-U0-G2	B2-U0-G2	B3-U0-G3	B3-U0-G4	B3-U0-G4	B3-U0-G5	B4-U0-G5	B4-U0-G5	B4-U0-G5	B4-U0-G5
	Lumens per Watt	126	128	130	127	127	127	128	127	126	125
T3R	4000K Lumens	7,571	14,798	22,078	29,172	36,145	43,253	51,153	57,959	64,653	71,581
	BUG Rating	B1-U0-G2	B2-U0-G3	B3-U0-G4	B3-U0-G4	B3-U0-G5	B3-U0-G5	B4-U0-G5	B4-U0-G5	B4-U0-G5	B4-U0-G5
	Lumens per Watt	128	131	133	130	130	130	131	130	129	128
T4FT	4000K Lumens	7,451	14,559	21,725	28,703	35,564	42,558	50,330	57,027	63,613	70,430
	BUG Rating	B1-U0-G2	B2-U0-G3	B3-U0-G4	B3-U0-G5	B3-U0-G5	B3-U0-G5	B4-U0-G5	B4-U0-G5	B4-U0-G5	B4-U0-G5
	Lumens per Watt	126	129	131	128	127	128	129	128	127	126
T4W	4000K Lumens	7,354	14,371	21,442	28,333	35,105	42,007	49,681	56,291	62,792	69,521
	BUG Rating	B1-U0-G2	B2-U0-G3	B3-U0-G4	B3-U0-G4	B3-U0-G5	B4-U0-G5	B4-U0-G5	B4-U0-G5	B4-U0-G5	B4-U0-G5
	Lumens per Watt	125	127	129	126	126	126	127	126	125	125
SL2	4000K Lumens	7,254	14,178	21,155	27,951	34,631	41,443	49,011	55,533	61,944	68,584
	BUG Rating	B1-U0-G2	B2-U0-G3	B3-U0-G4	B3-U0-G5	B3-U0-G5	B4-U0-G5	B4-U0-G5	B4-U0-G5	B4-U0-G5	B4-U0-G5
	Lumens per Watt	123	125	127	124	124	124	125	125	124	123
SL3	4000K Lumens	7,406	14,474	21,596	28,534	35,355	42,307	50,033	56,690	63,237	70,014
	BUG Rating	B1-U0-G2	B2-U0-G3	B3-U0-G4	B3-U0-G5	B3-U0-G5	B3-U0-G5	B3-U0-G5	B4-U0-G5	B4-U0-G5	B4-U0-G5
	Lumens per Watt	126	128	130	127	127	127	128	127	126	125
SL4	4000K Lumens	7,037	13,751	20,519	27,112	33,592	40,198	47,538	53,864	60,087	66,524
	BUG Rating	B1-U0-G3	B2-U0-G4	B2-U0-G5	B3-U0-G5	B3-U0-G5	B3-U0-G5	B3-U0-G5	B3-U0-G5	B3-U0-G5	B4-U0-G5
	Lumens per Watt	119	122	124	120	120	121	122	121	120	119
5NQ	4000K Lumens	7,640	14,928	22,275	29,431	36,465	43,637	51,606	58,472	65,226	72,218
	BUG Rating	B3-U0-G1	B3-U0-G2	B4-U0-G2	B5-U0-G2	B5-U0-G3	B5-U0-G3	B5-U0-G4	B5-U0-G4	B5-U0-G4	B5-U0-G4
	Lumens per Watt	129	132	134	131	131	131	132	131	130	129
5MQ	4000K Lumens	7,779	15,203	22,684	29,973	37,137	44,441	52,555	59,549	66,427	73,545
	BUG Rating	B3-U0-G2	B4-U0-G2	B5-U0-G3	B5-U0-G3	B5-U0-G4	B5-U0-G4	B5-U0-G5	B5-U0-G5	B5-U0-G5	B5-U0-G5
	Lumens per Watt	132	135	137	133	133	133	134	134	133	132
5WQ	4000K Lumens	7,800	15,243	22,744	30,052	37,236	44,560	52,697	59,708	66,603	73,742
	BUG Rating	B3-U0-G2	B4-U0-G2	B5-U0-G3	B5-U0-G4	B5-U0-G4	B5-U0-G5	B5-U0-G5	B5-U0-G5	B5-U0-G5	B5-U0-G5
	Lumens per Watt	132	135	137	134	133	134	135	134	133	132
SLL/ SLR	4000K Lumens	6,510	12,719	18,977	25,075	31,067	37,176	43,967	49,817	55,569	61,525
	BUG Rating	B1-U0-G2	B2-U0-G3	B2-U0-G4	B3-U0-G5	B3-U0-G5	B3-U0-G5	B3-U0-G5	B3-U0-G5	B4-U0-G5	B4-U0-G5
	Lumens per Watt	110	113	114	111	111	112	112	112	111	110
RW	4000K Lumens	7,570	14,793	22,073	29,165	36,137	43,243	51,140	57,945	64,637	71,564
	BUG Rating	B3-U0-G1	B4-U0-G2	B4-U0-G2	B5-U0-G3	B5-U0-G3	B5-U0-G4	B5-U0-G4	B5-U0-G4	B5-U0-G4	B5-U0-G5
	Lumens per Watt	128	131	133	130	130	130	131	130	129	128
AFL	4000K Lumens	7,598	14,847	22,154	29,272	36,267	43,400	51,326	58,156	64,872	71,824
	BUG Rating	B1-U0-G1	B2-U0-G2	B3-U0-G2	B3-U0-G3	B3-U0-G3	B3-U0-G3	B4-U0-G4	B4-U0-G4	B4-U0-G4	B4-U0-G4
	Lumens per Watt	129	131	133	130	130	130	131	131	129	129

* Nominal data for 70 CRI. ** For additional performance data, please reference the Galleon Supplemental Performance Guide.

Nominal Power Lumens (800mA)

Supplemental Performance Guide**

Number of Light Squares		1	2	3	4	5	6	7	8	9	10
Nominal Power (Watts)		44	85	124	171	210	249	295	334	374	419
Input Current @ 120V (A)		0.39	0.77	1.13	1.54	1.90	2.26	2.67	3.03	3.39	3.80
Input Current @ 208V (A)		0.22	0.44	0.62	0.88	1.06	1.24	1.50	1.68	1.87	2.12
Input Current @ 240V (A)		0.19	0.38	0.54	0.76	0.92	1.08	1.30	1.46	1.62	1.84
Input Current @ 277V (A)		0.17	0.36	0.47	0.72	0.83	0.95	1.19	1.31	1.42	1.67
Input Current @ 347V (A)		0.15	0.24	0.38	0.49	0.63	0.77	0.87	1.01	1.15	1.52
Input Current @ 480V (A)		0.11	0.18	0.29	0.37	0.48	0.59	0.66	0.77	0.88	0.96
Optics											
T2	4000K Lumens	5,871	11,474	17,121	22,622	28,029	33,542	39,667	44,944	50,134	55,508
	BUG Rating	B1-U0-G2	B2-U0-G2	B2-U0-G3	B3-U0-G4	B3-U0-G4	B3-U0-G4	B3-U0-G5	B3-U0-G5	B4-U0-G5	B4-U0-G5
	Lumens per Watt	133	135	138	132	133	135	134	135	134	132
T2R	4000K Lumens	6,233	12,181	18,176	24,016	29,756	35,608	42,111	47,714	53,224	58,929
	BUG Rating	B1-U0-G1	B2-U0-G2	B2-U0-G2	B3-U0-G3	B3-U0-G3	B3-U0-G4	B3-U0-G4	B3-U0-G4	B3-U0-G5	B4-U0-G5
	Lumens per Watt	142	143	147	140	142	143	143	143	142	141
T3	4000K Lumens	5,986	11,695	17,450	23,057	28,568	34,186	40,430	45,809	51,099	56,576
	BUG Rating	B1-U0-G2	B2-U0-G2	B3-U0-G3	B3-U0-G4	B3-U0-G4	B3-U0-G4	B3-U0-G5	B4-U0-G5	B4-U0-G5	B4-U0-G5
	Lumens per Watt	136	138	141	135	136	137	137	137	137	135
T3R	4000K Lumens	6,117	11,955	17,838	23,569	29,203	34,946	41,328	46,827	52,235	57,832
	BUG Rating	B1-U0-G2	B2-U0-G2	B2-U0-G3	B3-U0-G4	B3-U0-G4	B3-U0-G5	B3-U0-G5	B3-U0-G5	B4-U0-G5	B4-U0-G5
	Lumens per Watt	139	141	144	138	139	140	140	140	140	138
T4FT	4000K Lumens	6,019	11,763	17,551	23,190	28,734	34,384	40,663	46,074	51,396	56,904
	BUG Rating	B1-U0-G2	B2-U0-G3	B3-U0-G4	B3-U0-G4	B3-U0-G5	B3-U0-G5	B3-U0-G5	B4-U0-G5	B4-U0-G5	B4-U0-G5
	Lumens per Watt	137	138	142	136	137	138	138	138	137	136
T4W	4000K Lumens	5,942	11,610	17,324	22,891	28,363	33,940	40,138	45,480	50,732	56,169
	BUG Rating	B1-U0-G2	B2-U0-G2	B3-U0-G3	B3-U0-G4	B3-U0-G4	B3-U0-G5	B4-U0-G5	B4-U0-G5	B4-U0-G5	B4-U0-G5
	Lumens per Watt	135	137	140	134	135	136	136	136	136	134
SL2	4000K Lumens	5,862	11,454	17,091	22,583	27,980	33,484	39,598	44,867	50,048	55,411
	BUG Rating	B1-U0-G2	B2-U0-G3	B3-U0-G4	B3-U0-G4	B3-U0-G5	B3-U0-G5	B4-U0-G5	B4-U0-G5	B4-U0-G5	B4-U0-G5
	Lumens per Watt	133	135	138	132	133	134	134	134	134	132
SL3	4000K Lumens	5,985	11,694	17,447	23,053	28,565	34,182	40,424	45,804	51,092	56,568
	BUG Rating	B1-U0-G2	B2-U0-G3	B2-U0-G3	B3-U0-G4	B3-U0-G5	B3-U0-G5	B3-U0-G5	B3-U0-G5	B3-U0-G5	B4-U0-G5
	Lumens per Watt	136	138	141	135	136	137	137	137	137	135
SL4	4000K Lumens	5,685	11,111	16,577	21,905	27,140	32,478	38,409	43,520	48,546	53,748
	BUG Rating	B1-U0-G2	B1-U0-G3	B2-U0-G4	B2-U0-G5	B3-U0-G5	B3-U0-G5	B3-U0-G5	B3-U0-G5	B3-U0-G5	B3-U0-G5
	Lumens per Watt	129	131	134	128	129	130	130	130	130	128
5NQ	4000K Lumens	6,172	12,061	17,997	23,778	29,462	35,256	41,694	47,242	52,699	58,347
	BUG Rating	B2-U0-G1	B3-U0-G1	B4-U0-G2	B4-U0-G2	B5-U0-G2	B5-U0-G3	B5-U0-G3	B5-U0-G3	B5-U0-G4	B5-U0-G4
	Lumens per Watt	140	142	145	139	140	142	141	141	141	139
5MQ	4000K Lumens	6,285	12,283	18,328	24,217	30,004	35,907	42,462	48,112	53,669	59,421
	BUG Rating	B3-U0-G1	B4-U0-G2	B4-U0-G2	B5-U0-G3	B5-U0-G3	B5-U0-G4	B5-U0-G4	B5-U0-G4	B5-U0-G5	B5-U0-G5
	Lumens per Watt	143	145	148	142	143	144	144	144	144	142
5WQ	4000K Lumens	6,303	12,317	18,377	24,281	30,085	36,001	42,575	48,241	53,812	59,579
	BUG Rating	B3-U0-G1	B4-U0-G2	B5-U0-G3	B5-U0-G3	B5-U0-G4	B5-U0-G4	B5-U0-G5	B5-U0-G5	B5-U0-G5	B5-U0-G5
	Lumens per Watt	143	145	148	142	143	145	144	144	144	142
SLL/ SLR	4000K Lumens	5,260	10,276	15,332	20,259	25,101	30,037	35,522	40,249	44,898	49,708
	BUG Rating	B1-U0-G2	B2-U0-G3	B2-U0-G4	B3-U0-G4	B3-U0-G5	B3-U0-G5	B3-U0-G5	B3-U0-G5	B3-U0-G5	B3-U0-G5
	Lumens per Watt	120	121	124	118	120	121	120	121	120	119
RW	4000K Lumens	6,116	11,952	17,834	23,563	29,196	34,938	41,317	46,817	52,224	57,819
	BUG Rating	B3-U0-G1	B3-U0-G2	B4-U0-G2	B4-U0-G2	B5-U0-G3	B5-U0-G3	B5-U0-G3	B5-U0-G4	B5-U0-G4	B5-U0-G4
	Lumens per Watt	139	141	144	138	139	140	140	140	140	138
AFL	4000K Lumens	6,139	11,996	17,899	23,650	29,302	35,064	41,468	46,987	52,412	58,030
	BUG Rating	B1-U0-G1	B2-U0-G2	B2-U0-G2	B3-U0-G2	B3-U0-G3	B3-U0-G3	B3-U0-G3	B3-U0-G3	B4-U0-G4	B4-U0-G4
	Lumens per Watt	140	141	144	138	140	141	141	141	140	138

*** Nominal data for 70 CRI. ** For additional performance data, please reference the Galleon Supplemental Performance Guide.**

Nominal Power Lumens (600mA)

Supplemental Performance Guide**

Number of Light Squares		1	2	3	4	5	6	7	8	9	10
Nominal Power (Watts)		34	66	96	129	162	193	226	257	290	323
Input Current @ 120V (A)		0.30	0.58	0.86	1.16	1.44	1.73	2.03	2.33	2.59	2.89
Input Current @ 208V (A)		0.17	0.34	0.49	0.65	0.84	0.99	1.14	1.30	1.48	1.63
Input Current @ 240V (A)		0.15	0.30	0.43	0.56	0.74	0.87	1.00	1.13	1.30	1.43
Input Current @ 277V (A)		0.14	0.28	0.41	0.52	0.69	0.81	0.93	1.04	1.22	1.33
Input Current @ 347V (A)		0.11	0.19	0.30	0.39	0.49	0.60	0.69	0.77	0.90	0.99
Input Current @ 480V (A)		0.08	0.15	0.24	0.30	0.38	0.48	0.53	0.59	0.71	0.77
Optics											
T2	4000K Lumens	4,787	9,357	13,961	18,448	22,856	27,353	32,347	36,651	40,884	45,265
	BUG Rating	B1-U0-G1	B2-U0-G2	B2-U0-G3	B2-U0-G3	B3-U0-G4	B3-U0-G4	B3-U0-G4	B3-U0-G5	B3-U0-G5	B3-U0-G5
	Lumens per Watt	141	142	145	143	141	142	143	143	141	140
T2R	4000K Lumens	5,083	9,934	14,822	19,585	24,266	29,038	34,341	38,911	43,404	48,055
	BUG Rating	B1-U0-G1	B1-U0-G2	B2-U0-G2	B2-U0-G2	B3-U0-G3	B3-U0-G3	B3-U0-G4	B3-U0-G4	B3-U0-G4	B3-U0-G5
	Lumens per Watt	150	151	154	152	150	150	152	151	150	149
T3	4000K Lumens	4,880	9,537	14,231	18,803	23,296	27,878	32,970	37,358	41,671	46,137
	BUG Rating	B1-U0-G1	B2-U0-G2	B2-U0-G2	B3-U0-G3	B3-U0-G4	B3-U0-G4	B3-U0-G4	B3-U0-G5	B3-U0-G5	B4-U0-G5
	Lumens per Watt	144	145	148	146	144	144	146	145	144	143
T3R	4000K Lumens	4,988	9,749	14,547	19,220	23,814	28,497	33,703	38,188	42,598	47,162
	BUG Rating	B1-U0-G2	B1-U0-G2	B2-U0-G3	B2-U0-G3	B3-U0-G4	B3-U0-G4	B3-U0-G5	B3-U0-G5	B3-U0-G5	B3-U0-G5
	Lumens per Watt	147	148	152	149	147	148	149	149	147	146
T4FT	4000K Lumens	4,909	9,591	14,312	18,911	23,432	28,040	33,161	37,574	41,913	46,404
	BUG Rating	B1-U0-G2	B2-U0-G3	B2-U0-G3	B3-U0-G4	B3-U0-G4	B3-U0-G5	B3-U0-G5	B3-U0-G5	B3-U0-G5	B4-U0-G5
	Lumens per Watt	144	145	149	147	145	145	147	146	145	144
T4W	4000K Lumens	4,845	9,468	14,128	18,668	23,130	27,678	32,732	37,088	41,371	45,805
	BUG Rating	B1-U0-G2	B2-U0-G2	B2-U0-G3	B3-U0-G3	B3-U0-G4	B3-U0-G4	B3-U0-G5	B3-U0-G5	B4-U0-G5	B4-U0-G5
	Lumens per Watt	143	143	147	145	143	143	145	144	143	142
SL2	4000K Lumens	4,779	9,341	13,937	18,416	22,818	27,305	32,292	36,589	40,813	45,188
	BUG Rating	B1-U0-G2	B2-U0-G3	B2-U0-G3	B3-U0-G4	B3-U0-G4	B3-U0-G5	B3-U0-G5	B3-U0-G5	B4-U0-G5	B4-U0-G5
	Lumens per Watt	141	142	145	143	141	141	143	142	141	140
SL3	4000K Lumens	4,879	9,536	14,229	18,800	23,294	27,874	32,965	37,351	41,666	46,130
	BUG Rating	B1-U0-G2	B1-U0-G3	B2-U0-G3	B2-U0-G4	B3-U0-G4	B3-U0-G5	B3-U0-G5	B3-U0-G5	B3-U0-G5	B3-U0-G5
	Lumens per Watt	144	144	148	146	144	144	146	145	144	143
SL4	4000K Lumens	4,637	9,059	13,519	17,863	22,132	26,486	31,322	35,490	39,589	43,831
	BUG Rating	B1-U0-G2	B1-U0-G3	B2-U0-G4	B2-U0-G4	B2-U0-G5	B3-U0-G5	B3-U0-G5	B3-U0-G5	B3-U0-G5	B3-U0-G5
	Lumens per Watt	136	137	141	138	137	137	139	138	137	136
5NQ	4000K Lumens	5,033	9,835	14,676	19,392	24,026	28,751	34,002	38,526	42,975	47,581
	BUG Rating	B2-U0-G1	B3-U0-G1	B3-U0-G2	B4-U0-G2	B4-U0-G2	B4-U0-G2	B5-U0-G2	B5-U0-G3	B5-U0-G3	B5-U0-G3
	Lumens per Watt	148	149	153	150	148	149	150	150	148	147
5MQ	4000K Lumens	5,126	10,015	14,946	19,747	24,468	29,281	34,628	39,236	43,766	48,457
	BUG Rating	B3-U0-G1	B3-U0-G2	B4-U0-G2	B4-U0-G2	B5-U0-G3	B5-U0-G3	B5-U0-G4	B5-U0-G4	B5-U0-G4	B5-U0-G4
	Lumens per Watt	151	152	156	153	151	152	153	153	151	150
5WQ	4000K Lumens	5,139	10,043	14,985	19,801	24,533	29,359	34,721	39,339	43,883	48,586
	BUG Rating	B3-U0-G1	B4-U0-G2	B4-U0-G2	B5-U0-G3	B5-U0-G3	B5-U0-G4	B5-U0-G4	B5-U0-G4	B5-U0-G5	B5-U0-G5
	Lumens per Watt	151	152	156	153	151	152	154	153	151	150
SLL/ SLR	4000K Lumens	4,289	8,380	12,502	16,520	20,469	24,494	28,967	32,823	36,613	40,537
	BUG Rating	B1-U0-G2	B1-U0-G3	B2-U0-G3	B2-U0-G4	B3-U0-G4	B3-U0-G5	B3-U0-G5	B3-U0-G5	B3-U0-G5	B3-U0-G5
	Lumens per Watt	126	127	130	128	126	127	128	128	126	126
RW	4000K Lumens	4,987	9,746	14,543	19,215	23,808	28,491	33,695	38,178	42,587	47,151
	BUG Rating	B2-U0-G1	B3-U0-G1	B4-U0-G2	B4-U0-G2	B4-U0-G2	B5-U0-G3	B5-U0-G3	B5-U0-G3	B5-U0-G4	B5-U0-G4
	Lumens per Watt	147	148	151	149	147	148	149	149	147	146
AFL	4000K Lumens	5,007	9,782	14,597	19,285	23,896	28,594	33,817	38,317	42,742	47,322
	BUG Rating	B1-U0-G1	B1-U0-G1	B2-U0-G2	B2-U0-G2	B3-U0-G2	B3-U0-G3	B3-U0-G3	B3-U0-G3	B3-U0-G3	B3-U0-G3
	Lumens per Watt	147	148	152	149	148	148	150	149	147	147

* Nominal data for 70 CRI. ** For additional performance data, please reference the Galleon Supplemental Performance Guide.

Control Options

0-10V (DIM)
This fixture is offered standard with 0-10V dimming driver(s). The DIM option provides 0-10V dimming wire leads for use with a lighting control panel or other control method.

Photocontrol (BPC, PR and PR7)
Optional button-type photocontrol (BPC) and photocontrol receptacles (PR and PR7) provide a flexible solution to enable "dusk-to-dawn" lighting by sensing light levels. Advanced control systems compatible with NEMA 7-pin standards can be utilized with the PR7 receptacle.

After Hours Dim (AHD)
This feature allows photocontrol-enabled luminaires to achieve additional energy savings by dimming during scheduled portions of the night. The dimming profile will automatically take effect after a "dusk-to-dawn" period has been calculated from the photocontrol input. Specify the desired dimming profile for a simple, factory-shipped dimming solution requiring no external control wiring. Reference the After Hours Dim supplemental guide for additional information.

Dimming Occupancy Sensor (SPB, MS/DIM-LXX, MS/X-LXX and MS-LXX)
These sensors are factory installed in the luminaire housing. When the SPB or MS/DIM sensor options are selected, the occupancy sensor is connected to a dimming driver and the entire luminaire dims when there is no activity detected. When activity is detected, the luminaire returns to full light output. The MS/DIM sensor is factory preset to dim down to approximately 50 percent power with a time delay of five minutes. The MS-LXX sensor is factory preset to turn the luminaire off after five minutes of no activity. The MS/X-LXX is also preset for five minutes and only controls the specified number of light engines to maintain steady output from the remaining light engines. SPB motion sensors require the Sensor Configuration mobile application by Wattstopper to change factory default dimming level, time delay, sensitivity and other parameters. Available for iOS and Android devices. The SPB sensor is factory preset to dim down to approximately 10% power with a time delay of five minutes. The MS/DIM occupancy sensors require the FSIR-100 programming tool to adjust factory defaults.

For mounting heights up to 8' (-L08)

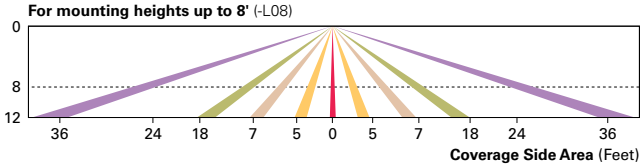

For mounting heights up to 20' (-L20)

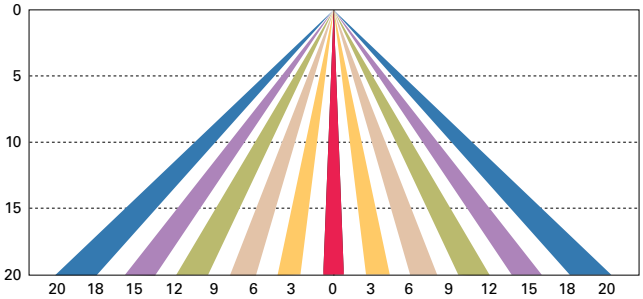

For mounting heights up to 40' (-L40W)

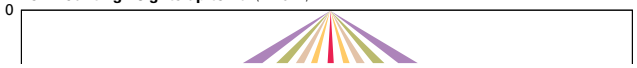

Enlighted Wireless Control and Monitoring System (LWR-LW and LWR-LN)
Enlighted is a connected lighting solution that combines a broad selection of energy-efficient LED luminaires with a powerful integrated wireless sensor system. The sensor controls the lighting system in compliance with the latest energy codes and collects valuable data about building performance and use. Software applications turn the granular data into information through energy dashboards and specialized apps that make it simple and help optimize the use of building resources, beyond lighting.

For mounting heights from 8' to 16' (LWR-LW)

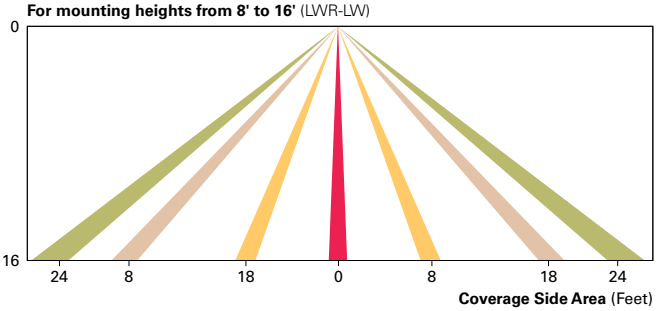

For mounting heights from 16' to 40' (LWR-LN)

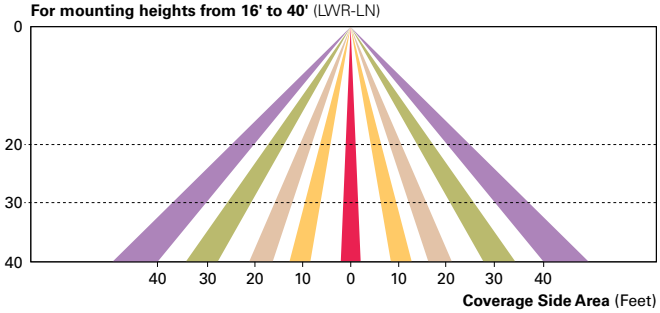

WaveLinx Wireless Outdoor Lighting Control Module (WOLC-7P-10A)
The 7-pin wireless outdoor lighting control module enables WaveLinx to control outdoor area, site and flood lighting. WaveLinx controls outdoor lighting using schedules to provide ON, OFF and dimming controls based on astronomic or time schedules based on a 7 day week.

LumenSafe Integrated Network Security Camera (LD)
Cooper Lighting Solutions brings ease of camera deployment to a whole new level. No additional wiring is needed beyond providing line power to the luminaire. A variety of networking options allows security integrators to design the optimal solution for active surveillance. As the ideal solution to meet the needs for active surveillance, the LumenSafe integrated network camera is a streamlined, outdoor-ready fixed dome that provides HDTV 1080p video. This IP camera is optimally designed for deployment in the video management system or security software platform of choice.

Synapse (DIM10)
SimplySNAP integrated wireless controls system by Synapse. Includes factory installed DIM10 Synapse control module and FSP-201 motion sensor; requires additional Synapse system components for operation. Contact Synapse at www.synapsewireless.com for product support, warranty and terms and conditions.

Cooper Lighting Solutions
1121 Highway 74 South
Peachtree City, GA 30269
P: 770-486-4800
www.cooperlighting.com

Catalog Number	
	SSP-30-4-7-BZ-DM1- SSA KAB13611R
Project	Type: Pole

FEATURES & SPECIFICATIONS

30' Steel 4" Square 7 Gauge Pole

SSP SERIES

POLE — The pole shaft is fabricated from hot rolled carbon steel having a minimum yield of 50,000 PSI and conforms to ASTM A500 grade C requirements. The shaft construction is a single piece of formed steel welded longitudinally. The hand hole is located 1' above the pole base. A ground lug is provided standard.

ANCHOR BASE — The anchor base is fabricated from a structural quality hot rolled carbon steel plate that has a minimum yield strength of 36,000 PSI. The anchor base telescopes the pole shaft and has a circumferential weld on the top and bottom.

BASE COVER — A full base cover is provided which encapsulates the base plate and anchor bolts to provide a clean transition from pier to pole.

FINISH — A Super Durable Polyester powder coat finish is electrostatically applied in our state of the art paint facility. Standard colors available: Black, Bronze, US Green, White. Custom colors available upon request. Galvanizing treatments available upon request. Additional warranty extensions available with these treatments.

Mounting Options

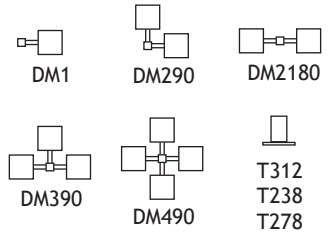

Technical Data

Nominal Pole Height	30'-0"
Shaft Dimensions	30' x 4"
Wall Gauge	7 Gauge
Bolt Circle	11.0"
Bolt Size	1" x 36" x 4"
Base Plate Dimensions	11.0" sq. x 1.0" thk.
Est. Shipping Weight	326 lbs

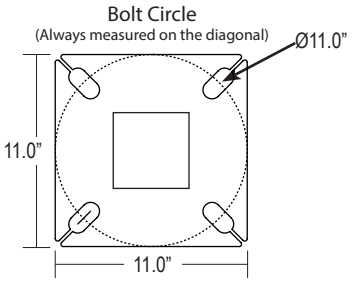

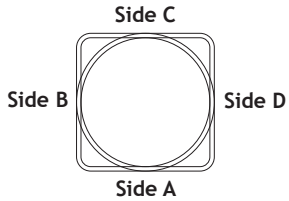

Max EPA (1.3 Gust)

90 mph	5.5
100 mph	3.2
110 mph	1.5
120 mph	0.3
130 mph	n/a
140 mph	n/a

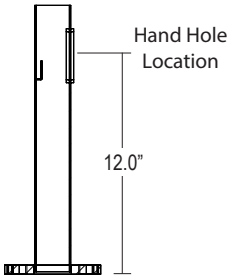

Drilling Locations

Sides	A	B	C	D
Hand Hole	X			
DM1	X			
DM290	X	X		
DM2180		X		X
DM390	X	X		X
DM490	X	X	X	X

ORDERING INFORMATION

Example: **SSP 30 4 7 BZ T238**

Choose the bold face options for the appropriate pole configuration for your application and enter on the line above each pole attribute. Accessories may be factory installed, depending on the particular accessory chosen, but must still be ordered as a separate line item.

SSP _____ _____ _____ _____ _____ _____ _____ _____

Series	Pole Height	Pole Size	Pole Gauge	Color	Mounting	Drill Pattern
SSP	**30** 30' Nominal	**4** 4" Square	**7** 7 Gauge	**BK** Black **BZ** Bronze **WH** White **GR** US Green **GLV** Galvanized **GLVP**[1] Galvanized and Painted **SP** Special	**DM1** Drill One Side **DM290** Drill 2 Sides at 90˚ **DM2180** Drill 2 Sides at 180˚ **DM390** Drill 3 Sides at 90˚ **DM490** Drill 4 Sides at 90˚ **T238** 2-3/8" OD Tenon (Standard) **T278** 2-7/8" OD Tenon **T312** 3-1/2" OD Tenon **ND** No Drilling	**Blank** None - for Tenon Mounting **SSA** SSA Drill Mount Pattern **VSA** VSA Drill Mount Pattern **KTN** KTN Drill Mount Pattern

NOTE: ANCHOR BOLT KITS MUST BE ORDERED AS A SEPARATE LINE ITEM. EACH KIT IS PROVIDED WITH A RIGID TEMPLATE FOR INSTALLATION. SEE ACCESSORIES FOR KIT PART NUMBERS. PLEASE NOTE ON PURCHASE ORDER IF ANCHOR BOLTS AND TEMPLATES ARE TO BE PRE-SHIPPED.

Accessories (Order as separate line items)

KAB136G11R	AB Kit (4) 1" x 36" Galvanized Bolts and Rigid Template
TLGFIA[3]	Ground Fault Receptacle
PHH[2]	Additional Hand Hole
AVD30[3]	Poles Anti Vibration Device

NOTES
1. For 'Galvanized and Painted' option. You must specify a paint color code as the suffix in addition to the GLVP coating option. (Example: GLVPBZ).
2. Please note location for additional hand hole when ordering. See Drilling Locations diagram for location designations.
3. See Page 2 for details.

Techlight
2707 Satsuma Drive, Dallas, TX 75229
PH: 214.350.0591 EMAIL: Techlight@techlight.com

www.techlight.com

SSP SERIES 30’ Steel 4” Square 7 Gauge Pole

Accessories (Order as separate line items)

AVD30 - Anti vibration device for 30ft pole

PN#	Pole Height(ft)	CHAIN LENGTH (ft)
AVD30	30	20

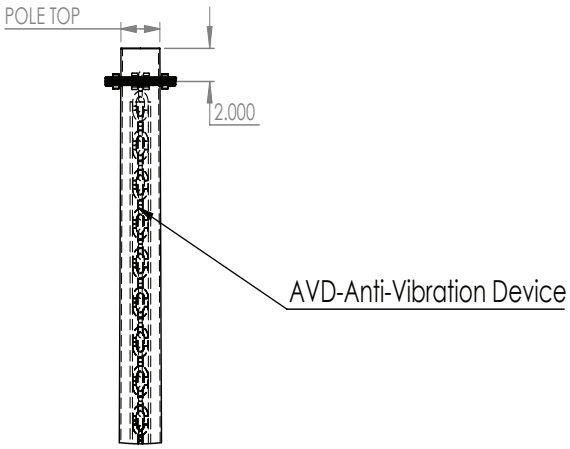

TL-GFIA - Ground Fault Receptacle



The **GFIA** (*Ground Fault Circuit Interrupter*) comes with a die cast aluminum in-use cover.

For Refrence Only: The ASCE 7 Hazard Tool is the official source of information for pole selection when identifying wind speed zone limits within North America.

https://asce7hazardtool.online/

Techlight
2707 Satsuma Drive, Dallas, TX 75229
PH: 214.350.0591 techlight@techlight.com

Project		Catalog #	GLEON-SA4C-740-U-T4W-WM-BZ	Type	B
Prepared by		Notes		Date	

McGraw-Edison

GLEON Galleon

Area / Site Luminaire

Product Features

LumenSafe Technology · Light ARchitect™ · BAA

Product Certifications

Systems ISO Certified · DLC Listed [1] · DLC Listed Premium [1] · 3G VIB · IP66 · UL Certified · ida Dark Sky Approved [2] · 5 Year Limited Warranty

Interactive Menu

Quick Facts

- Lumen packages range from 4,200 - 80,800 (34W - 640W)
- Efficacy up to 156 lumens per watt
- Options to meet Buy American and other domestic preference requirements

Connected Systems

- WaveLinx
- Enlighted

Dimensional Details

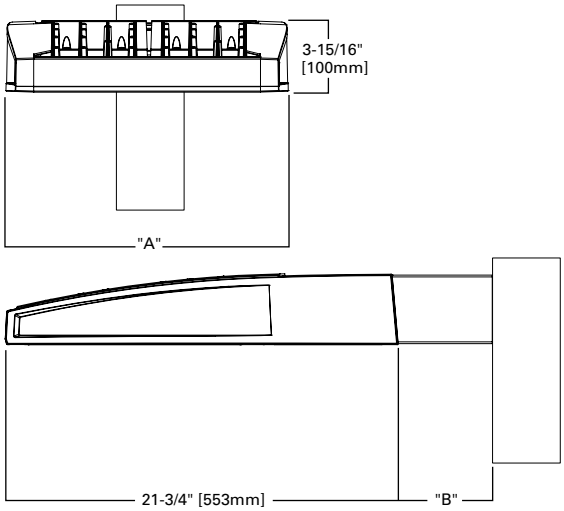

Number of Light Squares	"A" Width	"B" Standard Arm Length	"B" Extended Arm Length [1]	"B" QM Arm Length	"B" QML Length	"B" QMEA Length
1-4	15-1/2"	7"	10"	10-5/8"	--	16-9/16"
5-6	21-5/8"	7"	10"	10-5/8"	--	16-9/16"
7-8	27-5/8"	7"	13"	10-5/8"	10-5/16"	--
9-10	33-3/4"	7"	16"	--	10-5/16"	--

NOTES:
For arm selection requirements and additional line art, see Mounting Details section.

NOTES:
1. Visit https://www.designlights.org/search/ to confirm qualification. Not all product variations are DLC qualified.
2. IDA Certified for 3000K CCT and warmer only.

Ordering Information

SAMPLE NUMBER: **GLEON-SA4C-740-U-T4FT-GM**

Product Family [1, 2]	Light Engine		Color Temperature	Voltage	Distribution	Mounting	Finish
	Configuration	Drive Current					
GLEON=Galleon **BAA-GLEON**=Galleon, Buy American Act Compliant [34] **TAA-GLEON**=Galleon, Trade Agreements Act Compliant [34]	**SA1**=1 Square **SA2**=2 Squares **SA3**=3 Squares **SA4**=4 Squares **SA5**=5 Squares [4] **SA6**=6 Squares **SA7**=7 Squares [5] **SA8**=8 Squares [5] **SA9**=9 Squares [6] **SA0**=10 Squares [6]	**A**=600mA **B**=800mA **C**=1000mA **D**=1200mA [15]	**722**=70CRI, 2200K **727**=70CRI, 2700K **730**=70CRI, 3000K **735**=70CRI, 3500K **740**=70CRI, 4000K **750**=70CRI, 5000K **760**=70CRI, 6000K **827**=80CRI, 2700K **830**=80CRI, 3000K **AMB**=Amber, 590nm [13, 15]	**U**=120-277V **1**=120V **2**=208V **3**=240V **4**=277V **8**=480V [7, 8] **9**=347V [7]	**T2**=Type II **T2R**=Type II Roadway **T3**=Type III **T3R**=Type III Roadway **T4FT**=Type IV Forward Throw **T4W**=Type IV Wide **5NQ**=Type V Narrow **5MQ**=Type V Square Medium **5WQ**=Type V Square Wide **SL2**=Type II w/Spill Control **SL3**=Type III w/Spill Control **SL4**=Type IV w/Spill Control **SLL**=90° Spill Light Eliminator Left **SLR**=90° Spill Light Eliminator Right **RW**=Rectangular Wide Type I **AFL**=Automotive Frontline	**[Blank]**=Arm for Round or Square Pole **EA**=Extended Arm [9] **MA**=Mast Arm Adapter [10] **WM**=Wall Mount **QM**=Quick Mount Arm (Standard Length) [11] **QMEA**=Quick Mount Arm (Extended Length) [12] **QML**=Quick Mount Arm (Standard Length, Large) [36]	**AP**=Grey **BZ**=Bronze **BK**=Black **DP**=Dark Platinum **GM**=Graphite Metallic **WH**=White **RALXX**=Custom Color

Options (Add as Suffix)	Controls and Systems Options (Add as Suffix)	Accessories (Order Separately)[35]
DIM=External 0-10V Dimming Leads [18, 19] **F**=Single Fuse (120, 277 or 347V Specify Voltage) **FF**=Double Fuse (208, 240 or 480V Specify Voltage) **20K**=Series 20kV UL 1449 Surge Protective Device **2L**=Two Circuits [16, 17] **HA**=50°C High Ambient **HSS**=Installed House Side Shield [27] **GRSBK**=Glare Reducing Shield, Black [22] **GRSWH**=Glare Reducing Shield, White [22] **LCF**=Light Square Trim Painted to Match Housing [26] **MT**=Installed Mesh Top **TH**=Tool-less Door Hardware **CC**=Coastal Construction finish [3] **L90**=Optics Rotated 90° Left **R90**=Optics Rotated 90° Right **CE**=CE Marking [28] **AHD145**=After Hours Dim, 5 Hours [21] **AHD245**=After Hours Dim, 6 Hours [21] **AHD255**=After Hours Dim, 7 Hours [21] **AHD355**=After Hours Dim, 8 Hours [21] **DALI**=DALI Drivers	**BPC**=Button Type Photocontrol **PR**=NEMA 3-PIN Photocontrol Receptacle **PR7**=NEMA 7-PIN Photocontrol Receptacle [20] **SPB2=**Dimming Occupancy Sensor with Bluetooth Interface, 8' - 20' Mounting [33] **SPB4=**Dimming Occupancy Sensor with Bluetooth Interface, 21' - 40' Mounting [33] **MS-L20**=Motion Sensor for ON/OFF Operation, 9' - 20' Mounting Height [23] **MS-L40W**=Motion Sensor for ON/OFF Operation, 21' - 40' Mounting Height [23] **MS/X-L20**=Bi-Level Motion Sensor, 9' - 20' Mounting Height [23, 24] **MS/X-L40W**=Bi-Level Motion Sensor, 21' - 40' Mounting Height [23, 24] **MS/DIM-L20**=Motion Sensor for Dimming Operation, 9' - 20' Mounting Height [23] **MS/DIM-L40W**=Motion Sensor for Dimming Operation, 21' - 40' Mounting Height [23] **WLS2XX**=WaveLinx Lite, SR Driver, Dimming Motion and Daylight, Bluetooth Programmable, 7' - 15' Mounting [31] **WLS4XX**=WaveLinx Lite, SR Driver, Dimming Motion and Daylight, Bluetooth Programmable, 15' - 40' Mounting [31] **WPS2XX**=WaveLinx Pro, SR Driver, Dimming Motion and Daylight, WAC Programmable, 7' - 15' Mounting [31,32] **WPS4XX**=WaveLinx Pro, SR Driver, Dimming Motion and Daylight, WAC Programmable, 15' - 40' Mounting [31,32] **LWR-LW**=Enlighted Sensor, 8'–16' Mounting Height [25] **LWR-LN**=Enlighted Sensor, 16'–40' Mounting Height [25] **DIM10-L08**=Synapse Occupancy Sensor (<8' Mounting) [18] **DIM10-L20**=Synapse Occupancy Sensor (9'-20' Mounting) [18] **DIM10-L40**=Synapse Occupancy Sensor (21'-40' Mounting) [18]	**OA/RA1013**=Photocontrol Shorting Cap **MA1252**=10kV Surge Module Replacement **MA1036-XX**=Single Tenon Adapter for 2-3/8" O.D. Tenon **MA1037-XX**=2@180° Tenon Adapter for 2-3/8" O.D. Tenon **MA1197-XX**=3@120° Tenon Adapter for 2-3/8" O.D. Tenon **MA1188-XX**=4@90° Tenon Adapter for 2-3/8" O.D. Tenon **MA1189-XX**=2@90° Tenon Adapter for 2-3/8" O.D. Tenon **MA1190-XX**=3@90° Tenon Adapter for 2-3/8" O.D. Tenon **MA1191-XX**=2@120° Tenon Adapter for 2-3/8" O.D. Tenon **MA1038-XX**=Single Tenon Adapter for 3-1/2" O.D. Tenon **MA1039-XX**=2@180° Tenon Adapter for 3-1/2" O.D. Tenon **MA1192-XX**=3@120° Tenon Adapter for 3-1/2" O.D. Tenon **MA1193-XX**=4@90° Tenon Adapter for 3-1/2" O.D. Tenon **MA1194-XX**=2@90° Tenon Adapter for 3-1/2" O.D. Tenon **MA1195-XX**=3@90° Tenon Adapter for 3-1/2" O.D. Tenon **FSIR-100**=Wireless Configuration Tool for Occupancy Sensor [23] **GLEON-MT1**=Field Installed Mesh Top for 1-4 Light Squares **GLEON-MT2**=Field Installed Mesh Top for 5-6 Light Squares **GLEON-MT3**=Field Installed Mesh Top for 7-8 Light Squares **GLEON-MT4**=Field Installed Mesh Top for 9-10 Light Squares **GLEON-QM**=Quick Mount Arm Kit [11] **GLEON-QMEA**=Quick Mount Extended Arm Kit [12] **LS/HSS**=Field Installed House Side Shield [27, 29] **LS/GRSBK-2PK** =Glare Reducing Shield, Black [22, 29] **LS/GRSWH-2PK** =Glare Reducing Shield, White [22, 29] **LS/PFS**=Perimeter Shield, Black [14] **WOLC-7P-10A**=WaveLinx Outdoor Control Module [18, 30]

NOTES:

1. Customer is responsible for engineering analysis to confirm pole and fixture compatibility for all applications. Refer to our white paper WP513001EN for additional support information.
2. DesignLights Consortium® Qualified. Refer to www.designlights.org Qualified Products List under Family Models for details.
3. Coastal construction finish salt spray tested to over 5,000-hours per ASTM B117, with a scribe rating of 9 per ASTM D1654. Not available with TH option.
4. Not compatible with MS/4-LXX or MS/1-LXX sensors.
5. Not compatible with extended quick mount arm (QMEA).
6. Not compatible with standard quick mount arm (QM) or extended quick mount arm (QMEA).
7. Requires the use of an internal step down transformer when combined with sensor options. Not available with sensor at 1200mA. Not available in combination with the HA high ambient and sensor options at 1A.
8. 480V must utilize Wye system only. Per NEC, not for use with ungrounded systems, impedance grounded systems or corner grounded systems (commonly known as Three Phase Three Wire Delta, Three Phase High Leg Delta and Three Phase Corner Grounded Delta systems.)
9. May be required when two or more luminaires are oriented on a 90° or 120° drilling pattern. Refer to arm mounting requirement table.
10. Factory installed.
11. Maximum 8 light squares.
12. Maximum 6 light squares.
13. Narrow-band 590nm +/- 5nm for wildlife and observatory use. Choose drive current A; supplied at 500mA drive current only. Available with 5WQ, 5MQ, SL2, SL3 and SL4 distributions. Can be used with HSS option.
14. Set of 4 pcs. One set required per Light Square.
15. Not available with HA option.
16. 2L is not available with MS, MS/X or MS/DIM at 347V or 480V. 2L in SA2 through SA4 requires a larger housing, normally used for SA5 or SA6. Extended arm option may be required when mounting two or more fixtures per pole at 90° or 120°. Refer to arm mounting requirement table.
17. Not available with Enlighted wireless sensors.
18. Cannot be used with other control options.
19. Low voltage control lead brought out 18" outside fixture.
20. Not available if any "MS" sensor is selected. Motion sensor has an integral photocell.
21. Requires the use of BPC photocontrol or the PR7 or PR photocontrol receptacle with photocontrol accessory. See After Hours Dim supplemental guide for additional information.
22. Not for use with T4FT, T4W or SL4 optics. See IES files for details.
23. The FSIR-100 configuration tool is required to adjust parameters including high and low modes, sensitivity, time delay, cutoff and more. Consult your lighting representative at Cooper Lighting Solutions for more information.
24. Replace X with number of Light Squares operating in low output mode.
25. Enlighted wireless sensors are factory installed only requiring network components LWP-EM-1, LWP-GW-1 and LWP-PoE8 in appropriate quantities.
26. Not available with house side shield (HSS).
27. Not for use with 5NQ, 5MQ, 5WQ or RW optics. A black trim plate is used when HSS is selected.
28. CE is not available with the LWR, MS, MS/X, MS/DIM, BPC, PR or PR7 options. Available in 120-277V only.
29. One required for each Light Square.
30. Requires PR7.
31. Replace XX with sensor color (WH, BZ or BK.)
32. WAC Gateway required to enable field-configurability: Order WAC-PoE and WPOE-120 (10V to PoE injector) power supply if needed.
33. Smart device with mobile application required to change system defaults. See controls section for details.
34. Only product configurations with these designated prefixes are built to be compliant with the Buy American Act of 1933 (BAA) or Trade Agreements Act of 1979 (TAA), respectively. Please refer to **DOMESTIC PREFERENCES** website for more information. Components shipped separately may be separately analyzed under domestic preference requirements.
35. For BAA or TAA requirements, Accessories sold separately will be separately analyzed under domestic preference requirements. Consult factory for further information.
36. Available for 7 - 10 squares.

LumenSafe Integrated Network Security Camera Technology Options (Add as Suffix)

Product Family	Camera Type	Data Backhaul	
L=LumenSafe Technology LumenSafe Technology	**D**=Standard Dome Camera **H**=Hi-Res Dome Camera **Z**=Remote PTZ Camera	**C**=Cellular, No SIM **A**=Cellular, AT&T **V**=Cellular, Verizon **S**=Cellular, Sprint	**R**=Cellular, Rogers **W**=Wi-Fi Networking w/ Omni-Directional Antenna **E**=Ethernet Networking

Mounting Details

Standard Arm (Drilling Pattern)

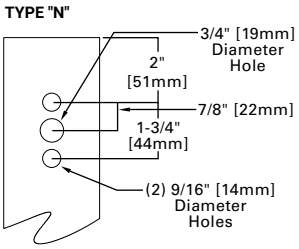

Quick Mount Arm
(Includes fixture adapter)

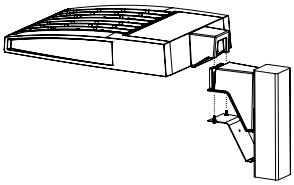

QM and QMEA Pole Mount (1 - 8 squares)

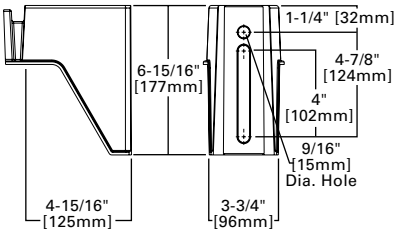

QML Pole Mount (7 - 10 squares)

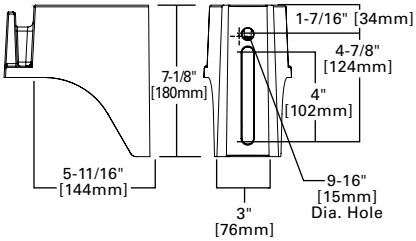

QM Quick Mount Arm (Standard, 1-8 squares)

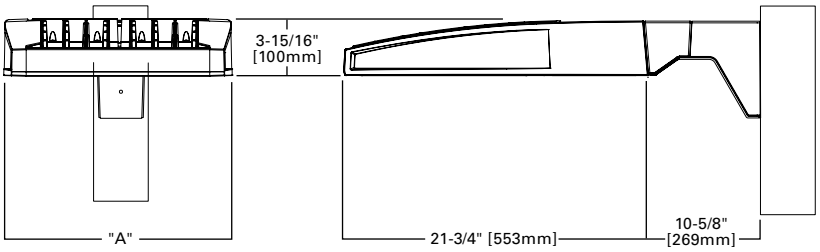

QMEA Quick Mount Arm (Extended, 1 - 6 squares)

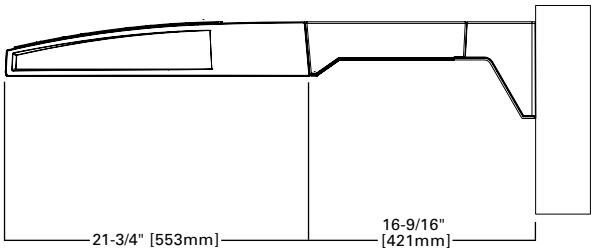

Standard Wall Mount

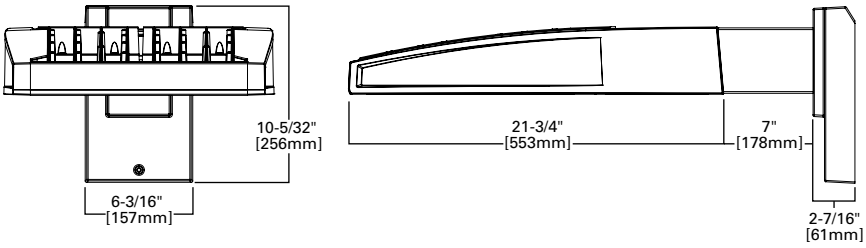

Mast Arm Mount

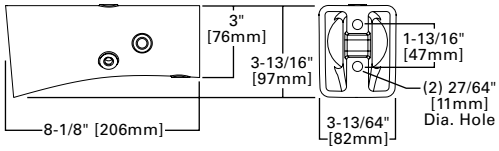

Arm Mounting Requirements

Number of Light Squares	Standard Arm @ 90° Apart	Standard Arm @ 120° Apart	Quick Mount Arm @ 90° Apart	Quick Mount Arm @ 120° Apart
1	Standard	Standard	QM Extended	Quick Mount
2	Standard	Standard	QM Extended	Quick Mount
3	Standard	Standard	QM Extended	Quick Mount
4	Standard	Standard	QM Extended	Quick Mount
5	Extended	Standard	QM Extended	Quick Mount
6	Extended	Standard	QM Extended	Quick Mount
7	Extended	Extended	--	Quick Mount
8	Extended	Extended	--	Quick Mount
9	Extended	Extended	--	--
10	Extended	Extended	--	--

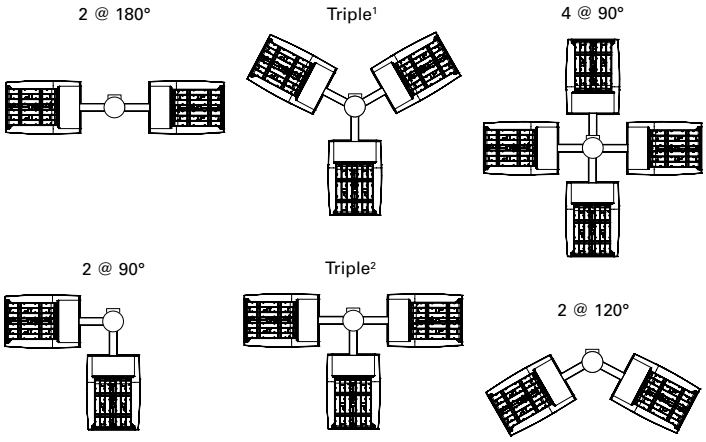

NOTES: 1 Round poles are 3 @ 120°. Square poles are 3 @ 90°. **2** Round poles are 3 @ 90°.
3 Shown with 4 square configurations.

Fixture Weights and EPAs

Number of Light Squares	Weight with Standard and Extended Arm (lbs.)	EPA with Standard and Extended Arm (Sq. Ft.)	Weight with QM Arm (lbs.)	EPA with QM Arm (Sq. Ft.)	Weight with QML (lbs.)	EPA with QML (Sq. Ft.)	Weight with QMEA (lbs.)	EPA with QMEA (Sq. Ft.)
1-4	33	0.96	35	1.11	--	--	38	1.11
5-6	44	1.00	46	1.11	--	--	49	1.11
7-8	54	1.07	56	1.11	58	1.11	--	--
9-10	63	1.12	--	--	67	1.11	--	--

Optical Distributions

Asymmetric Area Distributions

T2 (Type II)

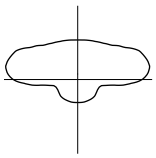

SL2 (Type II with Spill Control)

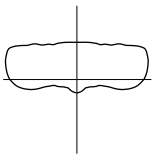

T3 (Type III)

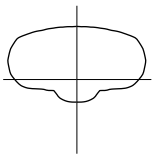

SL3 (Type III with Spill Control)

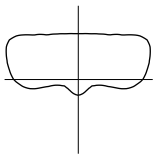

T4FT (Type IV Forward Throw)

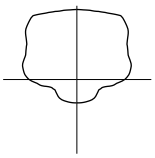

T4W (Type IV Wide)

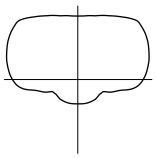

SL4 (Type IV with Spill Control)

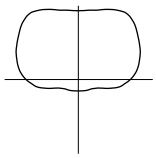

Asymmetric Roadway Distributions

RW (Rectangular Wide Type I)

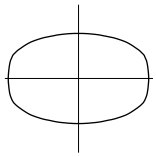

T2R (Type II Roadway)

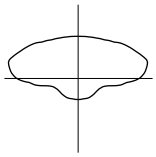

T3R (Type III Roadway)

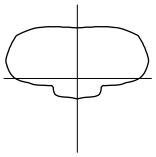

Symmetric Distributions

5NQ (Type V Square Narrow)

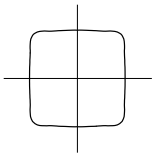

5MQ (Type V Square Medium)

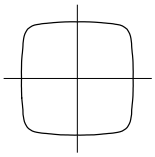

5WQ (Type V Square Wide)

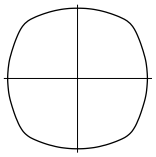

Specialized Distributions

AFL (Automotive Frontline)

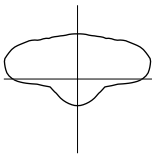

SLL (90° Spill Light Eliminator Left)

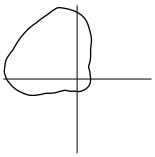

SLR (90° Spill Light Eliminator Right)

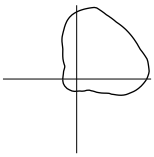

Rotated Optics

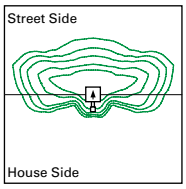

Standard

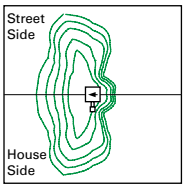

Optics Rotated Left @ 90° [L90]

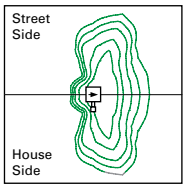

Optics Rotated Right @ 90° [R90]

Product Specifications

Construction

- Extruded aluminum driver enclosure
- Heavy-wall, die-cast aluminum end caps
- Die-cast aluminum heat sinks
- Patent pending interlocking housing and heat sink

Optics

- Patented, high-efficiency injection-molded AccuLED Optics technology
- 16 optical distributions
- 3 shielding options including HSS, GRS and PFS
- IDA Certified (3000K CCT and warmer only)

Electrical

- LED drivers are mounted to removable tray assembly for ease of maintenance
- Standard with 0-10V dimming
- Standard with Cooper Lighting Solutions proprietary circuit module designed to withstand 10kV of transient line surge
- Suitable for operation in -40°C to 40°C ambient environments. Optional 50°C high ambient (HA) configuration.

Mounting

- Standard extruded arm includes internal bolt guides and round pole adapter
- Extended arms (EA and QMEA) may be required in 90° or 120° pole mount configurations, see arm mounting requirements table
- Mast arm (MA) factory installed
- Wall mount (WM) option available
- Quick mount arm (QM and QMEA) includes pole adapter and factory installed fixture mount for fast installation to square or round poles

Finish

- Super housing durable TGIC polyester powder coat paint, 2.5 mil nominal thickness
- Heat sink is powder coated black
- RAL and custom color matches available
- Coastal Construction (CC) option available

Warranty

- Five year warranty

Energy and Performance Data

Lumen Maintenance (TM-21)

Drive Current	Ambient Temperature	25,000 hours*	50,000 hours*	60,000 hours*	100,000 hours**	Theoretical L70 hours**
Up to 1A	25°C	99.4%	99.0%	98.9%	98.3%	> 2.4M
	40°C	98.7%	98.3%	98.1%	97.4%	> 1.9M
	50°C	98.2%	97.2%	96.8%	95.2%	> 851,000
1.2A	25°C	99.4%	99.0%	98.9%	98.3%	> 2.4M
	40°C	98.5%	97.9%	97.7%	96.7%	> 1.3M

* Supported by IES TM-21 standards
** Theoretical values represent estimations commonly used; however, refer to the IES position on LED Product Lifetime Prediction, IES PS-10-18, explaining proper use of IES TM-21 and LM-80.

Lumen Multiplier

Ambient Temperature	Lumen Multiplier
0ºC	1.02
10ºC	1.01
25ºC	1.00
40ºC	0.99
50ºC	0.97

View GLEON IES files

Nominal Power Lumens (1.2A)

Supplemental Performance Guide**

Number of Light Squares		1	2	3	4	5	6	7	8	9	10
Nominal Power (Watts)		67	129	191	258	320	382	448	511	575	640
Input Current @ 120V (A)		0.58	1.16	1.78	2.31	2.94	3.56	4.09	4.71	5.34	5.87
Input Current @ 208V (A)		0.33	0.63	0.93	1.27	1.57	1.87	2.22	2.52	2.8	3.14
Input Current @ 240V (A)		0.29	0.55	0.80	1.10	1.35	1.61	1.93	2.18	2.41	2.71
Input Current @ 277V (A)		0.25	0.48	0.70	0.96	1.18	1.39	1.69	1.90	2.09	2.36
Input Current @ 347V (A)		0.20	0.39	0.57	0.78	0.96	1.15	1.36	1.54	1.72	1.92
Input Current @ 480V (A)		0.15	0.30	0.43	0.60	0.73	0.85	1.03	1.16	1.28	1.45
Optics											
T2	4000K Lumens	7,972	15,580	23,245	30,714	38,056	45,541	53,857	61,024	68,072	75,366
	BUG Rating	B1-U0-G2	B2-U0-G3	B3-U0-G4	B3-U0-G4	B3-U0-G5	B3-U0-G5	B4-U0-G5	B4-U0-G5	B4-U0-G5	B4-U0-G5
	Lumens per Watt	119	121	122	119	119	119	120	119	118	118
T2R	4000K Lumens	8,462	16,539	24,680	32,609	40,401	48,348	57,176	64,783	72,266	80,010
	BUG Rating	B1-U0-G2	B2-U0-G2	B3-U0-G3	B3-U0-G4	B3-U0-G4	B3-U0-G5	B4-U0-G5	B4-U0-G5	B4-U0-G5	B4-U0-G5
	Lumens per Watt	126	128	129	126	126	127	128	127	126	125
T3	4000K Lumens	8,125	15,879	23,693	31,307	38,787	46,417	54,893	62,197	69,381	76,818
	BUG Rating	B1-U0-G2	B2-U0-G3	B3-U0-G4	B3-U0-G4	B3-U0-G5	B4-U0-G5	B4-U0-G5	B4-U0-G5	B4-U0-G5	B4-U0-G5
	Lumens per Watt	121	123	124	121	121	122	123	122	121	120
T3R	4000K Lumens	8,306	16,232	24,220	32,001	39,651	47,447	56,114	63,580	70,924	78,523
	BUG Rating	B1-U0-G2	B2-U0-G3	B3-U0-G4	B3-U0-G4	B3-U0-G5	B3-U0-G5	B4-U0-G5	B4-U0-G5	B4-U0-G5	B4-U0-G5
	Lumens per Watt	124	126	127	124	124	124	125	124	123	123
T4FT	4000K Lumens	8,173	15,970	23,831	31,488	39,014	46,686	55,212	62,558	69,783	77,261
	BUG Rating	B1-U0-G3	B2-U0-G3	B3-U0-G4	B3-U0-G5	B3-U0-G5	B4-U0-G5	B4-U0-G5	B4-U0-G5	B4-U0-G5	B4-U0-G5
	Lumens per Watt	122	124	125	122	122	122	123	122	121	121
T4W	4000K Lumens	8,067	15,764	23,522	31,080	38,510	46,082	54,499	61,751	68,881	76,263
	BUG Rating	B2-U0-G2	B3-U0-G3	B3-U0-G4	B3-U0-G5	B4-U0-G5	B4-U0-G5	B4-U0-G5	B4-U0-G5	B4-U0-G5	B5-U0-G5
	Lumens per Watt	120	122	123	120	120	121	122	121	120	119
SL2	4000K Lumens	7,958	15,552	23,206	30,662	37,989	45,462	53,763	60,920	67,952	75,235
	BUG Rating	B2-U0-G3	B3-U0-G3	B3-U0-G4	B3-U0-G5	B3-U0-G5	B4-U0-G5	B4-U0-G5	B4-U0-G5	B4-U0-G5	B4-U0-G5
	Lumens per Watt	119	121	121	119	119	119	120	119	118	118
SL3	4000K Lumens	8,124	15,877	23,690	31,302	38,784	46,410	54,885	62,189	69,372	76,805
	BUG Rating	B1-U0-G2	B2-U0-G3	B3-U0-G4	B3-U0-G5	B3-U0-G5	B3-U0-G5	B4-U0-G5	B4-U0-G5	B4-U0-G5	B4-U0-G5
	Lumens per Watt	121	123	124	121	121	121	123	122	121	120
SL4	4000K Lumens	7,719	15,085	22,510	29,741	36,850	44,097	52,148	59,089	65,913	72,977
	BUG Rating	B1-U0-G3	B2-U0-G4	B2-U0-G5	B3-U0-G5	B3-U0-G5	B3-U0-G5	B3-U0-G5	B3-U0-G5	B4-U0-G5	B4-U0-G5
	Lumens per Watt	115	117	118	115	115	115	116	116	115	114
5NQ	4000K Lumens	8,380	16,375	24,436	32,287	40,003	47,870	56,610	64,144	71,552	79,221
	BUG Rating	B3-U0-G1	B3-U0-G2	B4-U0-G2	B5-U0-G2	B5-U0-G3	B5-U0-G3	B5-U0-G4	B5-U0-G4	B5-U0-G4	B5-U0-G4
	Lumens per Watt	125	127	128	125	125	125	126	126	124	124
5MQ	4000K Lumens	8,534	16,676	24,885	32,881	40,739	48,752	57,653	65,326	72,868	80,679
	BUG Rating	B3-U0-G2	B4-U0-G2	B5-U0-G3	B5-U0-G4	B5-U0-G4	B5-U0-G4	B5-U0-G5	B5-U0-G5	B5-U0-G5	B5-U0-G5
	Lumens per Watt	127	129	130	127	127	128	129	128	127	126
5WQ	4000K Lumens	8,556	16,723	24,951	32,968	40,847	48,881	57,808	65,499	73,063	80,894
	BUG Rating	B3-U0-G2	B4-U0-G2	B5-U0-G3	B5-U0-G4	B5-U0-G4	B5-U0-G5	B5-U0-G5	B5-U0-G5	B5-U0-G5	B5-U0-G5
	Lumens per Watt	128	130	131	128	128	128	129	128	127	126
SLL/ SLR	4000K Lumens	7,140	13,951	20,817	27,506	34,081	40,783	48,231	54,649	60,959	67,492
	BUG Rating	B1-U0-G3	B2-U0-G3	B3-U0-G4	B3-U0-G5	B3-U0-G5	B3-U0-G5	B3-U0-G5	B4-U0-G5	B4-U0-G5	B4-U0-G5
	Lumens per Watt	107	108	109	107	107	107	108	107	106	105
RW	4000K Lumens	8,304	16,228	24,215	31,994	39,641	47,437	56,100	63,566	70,907	78,504
	BUG Rating	B3-U0-G1	B4-U0-G2	B4-U0-G2	B5-U0-G3	B5-U0-G3	B5-U0-G4	B5-U0-G4	B5-U0-G4	B5-U0-G5	B5-U0-G5
	Lumens per Watt	124	126	127	124	124	124	125	124	123	123
AFL	4000K Lumens	8,335	16,287	24,302	32,110	39,784	47,610	56,303	63,796	71,163	78,790
	BUG Rating	B1-U0-G1	B2-U0-G2	B3-U0-G2	B3-U0-G3	B3-U0-G3	B3-U0-G3	B4-U0-G4	B4-U0-G4	B4-U0-G4	B4-U0-G5
	Lumens per Watt	124	126	127	124	124	125	126	125	124	123

* Nominal data for 70 CRI. ** For additional performance data, please reference the Galleon Supplemental Performance Guide.

Nominal Power Lumens (1A)

Supplemental Performance Guide**

Number of Light Squares		1	2	3	4	5	6	7	8	9	10
Nominal Power (Watts)		59	113	166	225	279	333	391	445	501	558
Input Current @ 120V (A)		0.51	1.02	1.53	2.03	2.55	3.06	3.56	4.08	4.60	5.07
Input Current @ 208V (A)		0.29	0.56	0.82	1.11	1.37	1.64	1.93	2.19	2.46	2.75
Input Current @ 240V (A)		0.26	0.48	0.71	0.96	1.19	0.41	1.67	1.89	2.12	2.39
Input Current @ 277V (A)		0.23	0.42	0.61	0.83	1.03	1.23	1.45	1.65	1.84	2.09
Input Current @ 347V (A)		0.17	0.32	0.50	0.64	0.82	1.00	1.14	1.32	1.50	1.68
Input Current @ 480V (A)		0.14	0.24	0.37	0.48	0.61	0.75	0.91	0.99	1.12	1.28
Optics											
T2	4000K Lumens	7,267	14,201	21,190	28,000	34,692	41,515	49,096	55,627	62,053	68,703
	BUG Rating	B1-U0-G2	B2-U0-G3	B3-U0-G3	B3-U0-G4	B3-U0-G4	B3-U0-G5	B4-U0-G5	B4-U0-G5	B4-U0-G5	B4-U0-G5
	Lumens per Watt	123	126	128	124	124	125	126	125	124	123
T2R	4000K Lumens	7,715	15,077	22,497	29,725	36,829	44,073	52,122	59,056	65,876	72,937
	BUG Rating	B1-U0-G2	B2-U0-G2	B3-U0-G3	B3-U0-G3	B3-U0-G4	B3-U0-G4	B3-U0-G5	B4-U0-G5	B4-U0-G5	B4-U0-G5
	Lumens per Watt	131	133	136	132	132	132	133	133	131	131
T3	4000K Lumens	7,408	14,475	21,598	28,539	35,358	42,313	50,039	56,698	63,246	70,024
	BUG Rating	B1-U0-G2	B2-U0-G2	B3-U0-G3	B3-U0-G4	B3-U0-G4	B3-U0-G5	B4-U0-G5	B4-U0-G5	B4-U0-G5	B4-U0-G5
	Lumens per Watt	126	128	130	127	127	127	128	127	126	125
T3R	4000K Lumens	7,571	14,798	22,078	29,172	36,145	43,253	51,153	57,959	64,653	71,581
	BUG Rating	B1-U0-G2	B2-U0-G3	B3-U0-G4	B3-U0-G4	B3-U0-G5	B3-U0-G5	B4-U0-G5	B4-U0-G5	B4-U0-G5	B4-U0-G5
	Lumens per Watt	128	131	133	130	130	130	131	130	129	128
T4FT	4000K Lumens	7,451	14,559	21,725	28,703	35,564	42,558	50,330	57,027	63,613	70,430
	BUG Rating	B1-U0-G2	B2-U0-G3	B3-U0-G4	B3-U0-G5	B3-U0-G5	B3-U0-G5	B4-U0-G5	B4-U0-G5	B4-U0-G5	B4-U0-G5
	Lumens per Watt	126	129	131	128	127	128	129	128	127	126
T4W	4000K Lumens	7,354	14,371	21,442	28,333	35,105	42,007	49,681	56,291	62,792	69,521
	BUG Rating	B1-U0-G2	B2-U0-G3	B3-U0-G4	B3-U0-G4	B3-U0-G5	B4-U0-G5	B4-U0-G5	B4-U0-G5	B4-U0-G5	B4-U0-G5
	Lumens per Watt	125	127	129	126	126	126	127	126	125	125
SL2	4000K Lumens	7,254	14,178	21,155	27,951	34,631	41,443	49,011	55,533	61,944	68,584
	BUG Rating	B1-U0-G2	B2-U0-G3	B3-U0-G4	B3-U0-G5	B3-U0-G5	B4-U0-G5	B4-U0-G5	B4-U0-G5	B4-U0-G5	B4-U0-G5
	Lumens per Watt	123	125	127	124	124	124	125	125	124	123
SL3	4000K Lumens	7,406	14,474	21,596	28,534	35,355	42,307	50,033	56,690	63,237	70,014
	BUG Rating	B1-U0-G2	B2-U0-G3	B3-U0-G4	B3-U0-G5	B3-U0-G5	B3-U0-G5	B3-U0-G5	B4-U0-G5	B4-U0-G5	B4-U0-G5
	Lumens per Watt	126	128	130	127	127	127	128	127	126	125
SL4	4000K Lumens	7,037	13,751	20,519	27,112	33,592	40,198	47,538	53,864	60,087	66,524
	BUG Rating	B1-U0-G3	B2-U0-G4	B2-U0-G5	B3-U0-G5	B3-U0-G5	B3-U0-G5	B3-U0-G5	B3-U0-G5	B3-U0-G5	B4-U0-G5
	Lumens per Watt	119	122	124	120	120	121	122	121	120	119
5NQ	4000K Lumens	7,640	14,928	22,275	29,431	36,465	43,637	51,606	58,472	65,226	72,218
	BUG Rating	B3-U0-G1	B3-U0-G2	B4-U0-G2	B5-U0-G2	B5-U0-G3	B5-U0-G3	B5-U0-G4	B5-U0-G4	B5-U0-G4	B5-U0-G4
	Lumens per Watt	129	132	134	131	131	131	132	131	130	129
5MQ	4000K Lumens	7,779	15,203	22,684	29,973	37,137	44,441	52,555	59,549	66,427	73,545
	BUG Rating	B3-U0-G2	B4-U0-G2	B5-U0-G3	B5-U0-G3	B5-U0-G4	B5-U0-G4	B5-U0-G5	B5-U0-G5	B5-U0-G5	B5-U0-G5
	Lumens per Watt	132	135	137	133	133	133	134	134	133	132
5WQ	4000K Lumens	7,800	15,243	22,744	30,052	37,236	44,560	52,697	59,708	66,603	73,742
	BUG Rating	B3-U0-G2	B4-U0-G2	B5-U0-G3	B5-U0-G4	B5-U0-G4	B5-U0-G5	B5-U0-G5	B5-U0-G5	B5-U0-G5	B5-U0-G5
	Lumens per Watt	132	135	137	134	133	134	135	134	133	132
SLL/ SLR	4000K Lumens	6,510	12,719	18,977	25,075	31,067	37,176	43,967	49,817	55,569	61,525
	BUG Rating	B1-U0-G2	B2-U0-G3	B2-U0-G4	B3-U0-G5	B3-U0-G5	B3-U0-G5	B3-U0-G5	B3-U0-G5	B4-U0-G5	B4-U0-G5
	Lumens per Watt	110	113	114	111	111	112	112	112	111	110
RW	4000K Lumens	7,570	14,793	22,073	29,165	36,137	43,243	51,140	57,945	64,637	71,564
	BUG Rating	B3-U0-G1	B4-U0-G2	B4-U0-G2	B5-U0-G3	B5-U0-G3	B5-U0-G4	B5-U0-G4	B5-U0-G4	B5-U0-G4	B5-U0-G5
	Lumens per Watt	128	131	133	130	130	130	131	130	129	128
AFL	4000K Lumens	7,598	14,847	22,154	29,272	36,267	43,400	51,326	58,156	64,872	71,824
	BUG Rating	B1-U0-G1	B2-U0-G2	B3-U0-G2	B3-U0-G3	B3-U0-G3	B3-U0-G3	B4-U0-G4	B4-U0-G4	B4-U0-G4	B4-U0-G4
	Lumens per Watt	129	131	133	130	130	130	131	131	129	129

* Nominal data for 70 CRI. ** For additional performance data, please reference the Galleon Supplemental Performance Guide.

Nominal Power Lumens (800mA)

Supplemental Performance Guide**

Number of Light Squares		1	2	3	4	5	6	7	8	9	10
Nominal Power (Watts)		44	85	124	171	210	249	295	334	374	419
Input Current @ 120V (A)		0.39	0.77	1.13	1.54	1.90	2.26	2.67	3.03	3.39	3.80
Input Current @ 208V (A)		0.22	0.44	0.62	0.88	1.06	1.24	1.50	1.68	1.87	2.12
Input Current @ 240V (A)		0.19	0.38	0.54	0.76	0.92	1.08	1.30	1.46	1.62	1.84
Input Current @ 277V (A)		0.17	0.36	0.47	0.72	0.83	0.95	1.19	1.31	1.42	1.67
Input Current @ 347V (A)		0.15	0.24	0.38	0.49	0.63	0.77	0.87	1.01	1.15	1.52
Input Current @ 480V (A)		0.11	0.18	0.29	0.37	0.48	0.59	0.66	0.77	0.88	0.96
Optics											
T2	4000K Lumens	5,871	11,474	17,121	22,622	28,029	33,542	39,667	44,944	50,134	55,508
	BUG Rating	B1-U0-G2	B2-U0-G2	B2-U0-G3	B3-U0-G4	B3-U0-G4	B3-U0-G4	B3-U0-G5	B3-U0-G5	B4-U0-G5	B4-U0-G5
	Lumens per Watt	133	135	138	132	133	135	134	135	134	132
T2R	4000K Lumens	6,233	12,181	18,176	24,016	29,756	35,608	42,111	47,714	53,224	58,929
	BUG Rating	B1-U0-G1	B2-U0-G2	B2-U0-G2	B3-U0-G3	B3-U0-G3	B3-U0-G4	B3-U0-G4	B3-U0-G4	B3-U0-G5	B4-U0-G5
	Lumens per Watt	142	143	147	140	142	143	143	143	142	141
T3	4000K Lumens	5,986	11,695	17,450	23,057	28,568	34,186	40,430	45,809	51,099	56,576
	BUG Rating	B1-U0-G2	B2-U0-G2	B3-U0-G3	B3-U0-G4	B3-U0-G4	B3-U0-G4	B3-U0-G5	B4-U0-G5	B4-U0-G5	B4-U0-G5
	Lumens per Watt	136	138	141	135	136	137	137	137	137	135
T3R	4000K Lumens	6,117	11,955	17,838	23,569	29,203	34,946	41,328	46,827	52,235	57,832
	BUG Rating	B1-U0-G2	B2-U0-G2	B2-U0-G3	B3-U0-G4	B3-U0-G4	B3-U0-G5	B3-U0-G5	B3-U0-G5	B4-U0-G5	B4-U0-G5
	Lumens per Watt	139	141	144	138	139	140	140	140	140	138
T4FT	4000K Lumens	6,019	11,763	17,551	23,190	28,734	34,384	40,663	46,074	51,396	56,904
	BUG Rating	B1-U0-G2	B2-U0-G3	B3-U0-G4	B3-U0-G4	B3-U0-G5	B3-U0-G5	B3-U0-G5	B4-U0-G5	B4-U0-G5	B4-U0-G5
	Lumens per Watt	137	138	142	136	137	138	138	138	137	136
T4W	4000K Lumens	5,942	11,610	17,324	22,891	28,363	33,940	40,138	45,480	50,732	56,169
	BUG Rating	B1-U0-G2	B2-U0-G2	B3-U0-G3	B3-U0-G4	B3-U0-G4	B3-U0-G5	B4-U0-G5	B4-U0-G5	B4-U0-G5	B4-U0-G5
	Lumens per Watt	135	137	140	134	135	136	136	136	136	134
SL2	4000K Lumens	5,862	11,454	17,091	22,583	27,980	33,484	39,598	44,867	50,048	55,411
	BUG Rating	B1-U0-G2	B2-U0-G3	B3-U0-G4	B3-U0-G4	B3-U0-G5	B3-U0-G5	B4-U0-G5	B4-U0-G5	B4-U0-G5	B4-U0-G5
	Lumens per Watt	133	135	138	132	133	134	134	134	134	132
SL3	4000K Lumens	5,985	11,694	17,447	23,053	28,565	34,182	40,424	45,804	51,092	56,568
	BUG Rating	B1-U0-G2	B2-U0-G3	B2-U0-G3	B3-U0-G4	B3-U0-G5	B3-U0-G5	B3-U0-G5	B3-U0-G5	B3-U0-G5	B4-U0-G5
	Lumens per Watt	136	138	141	135	136	137	137	137	137	135
SL4	4000K Lumens	5,685	11,111	16,577	21,905	27,140	32,478	38,409	43,520	48,546	53,748
	BUG Rating	B1-U0-G2	B1-U0-G3	B2-U0-G4	B2-U0-G5	B3-U0-G5	B3-U0-G5	B3-U0-G5	B3-U0-G5	B3-U0-G5	B3-U0-G5
	Lumens per Watt	129	131	134	128	129	130	130	130	130	128
5NQ	4000K Lumens	6,172	12,061	17,997	23,778	29,462	35,256	41,694	47,242	52,699	58,347
	BUG Rating	B2-U0-G1	B3-U0-G1	B4-U0-G2	B4-U0-G2	B5-U0-G2	B5-U0-G3	B5-U0-G3	B5-U0-G3	B5-U0-G4	B5-U0-G4
	Lumens per Watt	140	142	145	139	140	142	141	141	141	139
5MQ	4000K Lumens	6,285	12,283	18,328	24,217	30,004	35,907	42,462	48,112	53,669	59,421
	BUG Rating	B3-U0-G1	B4-U0-G2	B4-U0-G2	B5-U0-G3	B5-U0-G3	B5-U0-G4	B5-U0-G4	B5-U0-G4	B5-U0-G5	B5-U0-G5
	Lumens per Watt	143	145	148	142	143	144	144	144	144	142
5WQ	4000K Lumens	6,303	12,317	18,377	24,281	30,085	36,001	42,575	48,241	53,812	59,579
	BUG Rating	B3-U0-G1	B4-U0-G2	B5-U0-G3	B5-U0-G3	B5-U0-G4	B5-U0-G4	B5-U0-G5	B5-U0-G5	B5-U0-G5	B5-U0-G5
	Lumens per Watt	143	145	148	142	143	145	144	144	144	142
SLL/ SLR	4000K Lumens	5,260	10,276	15,332	20,259	25,101	30,037	35,522	40,249	44,898	49,708
	BUG Rating	B1-U0-G2	B2-U0-G3	B2-U0-G4	B3-U0-G4	B3-U0-G5	B3-U0-G5	B3-U0-G5	B3-U0-G5	B3-U0-G5	B3-U0-G5
	Lumens per Watt	120	121	124	118	120	121	120	121	120	119
RW	4000K Lumens	6,116	11,952	17,834	23,563	29,196	34,938	41,317	46,817	52,224	57,819
	BUG Rating	B3-U0-G1	B3-U0-G2	B4-U0-G2	B4-U0-G2	B5-U0-G3	B5-U0-G3	B5-U0-G3	B5-U0-G4	B5-U0-G4	B5-U0-G4
	Lumens per Watt	139	141	144	138	139	140	140	140	140	138
AFL	4000K Lumens	6,139	11,996	17,899	23,650	29,302	35,064	41,468	46,987	52,412	58,030
	BUG Rating	B1-U0-G1	B2-U0-G2	B2-U0-G2	B3-U0-G2	B3-U0-G3	B3-U0-G3	B3-U0-G3	B3-U0-G3	B4-U0-G4	B4-U0-G4
	Lumens per Watt	140	141	144	138	140	141	141	141	140	138

*** Nominal data for 70 CRI. ** For additional performance data, please reference the Galleon Supplemental Performance Guide.**

Nominal Power Lumens (600mA)

Supplemental Performance Guide**

Number of Light Squares		1	2	3	4	5	6	7	8	9	10
Nominal Power (Watts)		34	66	96	129	162	193	226	257	290	323
Input Current @ 120V (A)		0.30	0.58	0.86	1.16	1.44	1.73	2.03	2.33	2.59	2.89
Input Current @ 208V (A)		0.17	0.34	0.49	0.65	0.84	0.99	1.14	1.30	1.48	1.63
Input Current @ 240V (A)		0.15	0.30	0.43	0.56	0.74	0.87	1.00	1.13	1.30	1.43
Input Current @ 277V (A)		0.14	0.28	0.41	0.52	0.69	0.81	0.93	1.04	1.22	1.33
Input Current @ 347V (A)		0.11	0.19	0.30	0.39	0.49	0.60	0.69	0.77	0.90	0.99
Input Current @ 480V (A)		0.08	0.15	0.24	0.30	0.38	0.48	0.53	0.59	0.71	0.77
Optics											
T2	4000K Lumens	4,787	9,357	13,961	18,448	22,856	27,353	32,347	36,651	40,884	45,265
	BUG Rating	B1-U0-G1	B2-U0-G2	B2-U0-G3	B2-U0-G3	B3-U0-G4	B3-U0-G4	B3-U0-G4	B3-U0-G5	B3-U0-G5	B3-U0-G5
	Lumens per Watt	141	142	145	143	141	142	143	143	141	140
T2R	4000K Lumens	5,083	9,934	14,822	19,585	24,266	29,038	34,341	38,911	43,404	48,055
	BUG Rating	B1-U0-G1	B1-U0-G2	B2-U0-G2	B2-U0-G2	B3-U0-G3	B3-U0-G3	B3-U0-G4	B3-U0-G4	B3-U0-G4	B3-U0-G5
	Lumens per Watt	150	151	154	152	150	150	152	151	150	149
T3	4000K Lumens	4,880	9,537	14,231	18,803	23,296	27,878	32,970	37,358	41,671	46,137
	BUG Rating	B1-U0-G1	B2-U0-G2	B2-U0-G2	B3-U0-G3	B3-U0-G4	B3-U0-G4	B3-U0-G4	B3-U0-G5	B3-U0-G5	B4-U0-G5
	Lumens per Watt	144	145	148	146	144	144	146	145	144	143
T3R	4000K Lumens	4,988	9,749	14,547	19,220	23,814	28,497	33,703	38,188	42,598	47,162
	BUG Rating	B1-U0-G2	B1-U0-G2	B2-U0-G3	B2-U0-G3	B3-U0-G4	B3-U0-G4	B3-U0-G5	B3-U0-G5	B3-U0-G5	B3-U0-G5
	Lumens per Watt	147	148	152	149	147	148	149	149	147	146
T4FT	4000K Lumens	4,909	9,591	14,312	18,911	23,432	28,040	33,161	37,574	41,913	46,404
	BUG Rating	B1-U0-G2	B2-U0-G3	B2-U0-G3	B3-U0-G4	B3-U0-G4	B3-U0-G5	B3-U0-G5	B3-U0-G5	B3-U0-G5	B4-U0-G5
	Lumens per Watt	144	145	149	147	145	145	147	146	145	144
T4W	4000K Lumens	4,845	9,468	14,128	18,668	23,130	27,678	32,732	37,088	41,371	45,805
	BUG Rating	B1-U0-G2	B2-U0-G2	B2-U0-G3	B3-U0-G3	B3-U0-G4	B3-U0-G4	B3-U0-G5	B3-U0-G5	B4-U0-G5	B4-U0-G5
	Lumens per Watt	143	143	147	145	143	143	145	144	143	142
SL2	4000K Lumens	4,779	9,341	13,937	18,416	22,818	27,305	32,292	36,589	40,813	45,188
	BUG Rating	B1-U0-G2	B2-U0-G3	B2-U0-G3	B3-U0-G4	B3-U0-G4	B3-U0-G5	B3-U0-G5	B3-U0-G5	B4-U0-G5	B4-U0-G5
	Lumens per Watt	141	142	145	143	141	141	143	142	141	140
SL3	4000K Lumens	4,879	9,536	14,229	18,800	23,294	27,874	32,965	37,351	41,666	46,130
	BUG Rating	B1-U0-G2	B1-U0-G3	B2-U0-G3	B2-U0-G4	B3-U0-G4	B3-U0-G5	B3-U0-G5	B3-U0-G5	B3-U0-G5	B3-U0-G5
	Lumens per Watt	144	144	148	146	144	144	146	145	144	143
SL4	4000K Lumens	4,637	9,059	13,519	17,863	22,132	26,486	31,322	35,490	39,589	43,831
	BUG Rating	B1-U0-G2	B1-U0-G3	B2-U0-G4	B2-U0-G4	B2-U0-G5	B3-U0-G5	B3-U0-G5	B3-U0-G5	B3-U0-G5	B3-U0-G5
	Lumens per Watt	136	137	141	138	137	137	139	138	137	136
5NQ	4000K Lumens	5,033	9,835	14,676	19,392	24,026	28,751	34,002	38,526	42,975	47,581
	BUG Rating	B2-U0-G1	B3-U0-G1	B3-U0-G2	B4-U0-G2	B4-U0-G2	B4-U0-G2	B5-U0-G2	B5-U0-G3	B5-U0-G3	B5-U0-G3
	Lumens per Watt	148	149	153	150	148	149	150	150	148	147
5MQ	4000K Lumens	5,126	10,015	14,946	19,747	24,468	29,281	34,628	39,236	43,766	48,457
	BUG Rating	B3-U0-G1	B3-U0-G2	B4-U0-G2	B4-U0-G2	B5-U0-G3	B5-U0-G3	B5-U0-G4	B5-U0-G4	B5-U0-G4	B5-U0-G4
	Lumens per Watt	151	152	156	153	151	152	153	153	151	150
5WQ	4000K Lumens	5,139	10,043	14,985	19,801	24,533	29,359	34,721	39,339	43,883	48,586
	BUG Rating	B3-U0-G1	B4-U0-G2	B4-U0-G2	B5-U0-G3	B5-U0-G3	B5-U0-G4	B5-U0-G4	B5-U0-G4	B5-U0-G5	B5-U0-G5
	Lumens per Watt	151	152	156	153	151	152	154	153	151	150
SLL/ SLR	4000K Lumens	4,289	8,380	12,502	16,520	20,469	24,494	28,967	32,823	36,613	40,537
	BUG Rating	B1-U0-G2	B1-U0-G3	B2-U0-G3	B2-U0-G4	B3-U0-G4	B3-U0-G5	B3-U0-G5	B3-U0-G5	B3-U0-G5	B3-U0-G5
	Lumens per Watt	126	127	130	128	126	127	128	128	126	126
RW	4000K Lumens	4,987	9,746	14,543	19,215	23,808	28,491	33,695	38,178	42,587	47,151
	BUG Rating	B2-U0-G1	B3-U0-G1	B4-U0-G2	B4-U0-G2	B4-U0-G2	B5-U0-G3	B5-U0-G3	B5-U0-G3	B5-U0-G4	B5-U0-G4
	Lumens per Watt	147	148	151	149	147	148	149	149	147	146
AFL	4000K Lumens	5,007	9,782	14,597	19,285	23,896	28,594	33,817	38,317	42,742	47,322
	BUG Rating	B1-U0-G1	B1-U0-G1	B2-U0-G2	B2-U0-G2	B3-U0-G2	B3-U0-G3	B3-U0-G3	B3-U0-G3	B3-U0-G3	B3-U0-G3
	Lumens per Watt	147	148	152	149	148	148	150	149	147	147

* Nominal data for 70 CRI. ** For additional performance data, please reference the Galleon Supplemental Performance Guide.

Control Options

0-10V (DIM)
This fixture is offered standard with 0-10V dimming driver(s). The DIM option provides 0-10V dimming wire leads for use with a lighting control panel or other control method.

Photocontrol (BPC, PR and PR7)
Optional button-type photocontrol (BPC) and photocontrol receptacles (PR and PR7) provide a flexible solution to enable "dusk-to-dawn" lighting by sensing light levels. Advanced control systems compatible with NEMA 7-pin standards can be utilized with the PR7 receptacle.

After Hours Dim (AHD)
This feature allows photocontrol-enabled luminaires to achieve additional energy savings by dimming during scheduled portions of the night. The dimming profile will automatically take effect after a "dusk-to-dawn" period has been calculated from the photocontrol input. Specify the desired dimming profile for a simple, factory-shipped dimming solution requiring no external control wiring. Reference the After Hours Dim supplemental guide for additional information.

Dimming Occupancy Sensor (SPB, MS/DIM-LXX, MS/X-LXX and MS-LXX)
These sensors are factory installed in the luminaire housing. When the SPB or MS/DIM sensor options are selected, the occupancy sensor is connected to a dimming driver and the entire luminaire dims when there is no activity detected. When activity is detected, the luminaire returns to full light output. The MS/DIM sensor is factory preset to dim down to approximately 50 percent power with a time delay of five minutes. The MS-LXX sensor is factory preset to turn the luminaire off after five minutes of no activity. The MS/X-LXX is also preset for five minutes and only controls the specified number of light engines to maintain steady output from the remaining light engines. SPB motion sensors require the Sensor Configuration mobile application by Wattstopper to change factory default dimming level, time delay, sensitivity and other parameters. Available for iOS and Android devices. The SPB sensor is factory preset to dim down to approximately 10% power with a time delay of five minutes. The MS/DIM occupancy sensors require the FSIR-100 programming tool to adjust factory defaults.

For mounting heights up to 8' (-L08)

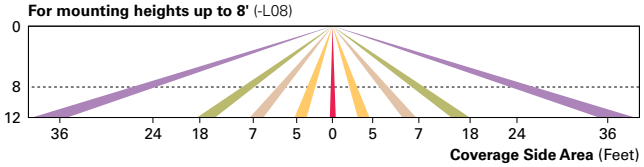

For mounting heights up to 20' (-L20)

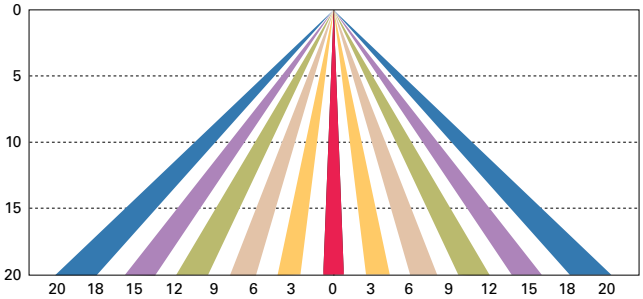

For mounting heights up to 40' (-L40W)

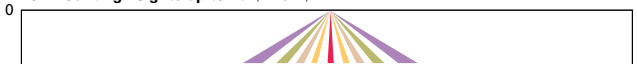

Enlighted Wireless Control and Monitoring System (LWR-LW and LWR-LN)
Enlighted is a connected lighting solution that combines a broad selection of energy-efficient LED luminaires with a powerful integrated wireless sensor system. The sensor controls the lighting system in compliance with the latest energy codes and collects valuable data about building performance and use. Software applications turn the granular data into information through energy dashboards and specialized apps that make it simple and help optimize the use of building resources, beyond lighting.

For mounting heights from 8' to 16' (LWR-LW)

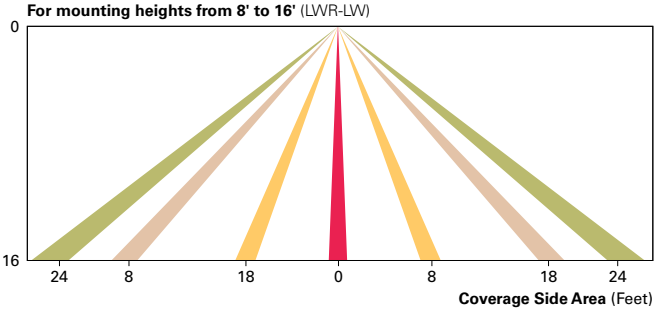

For mounting heights from 16' to 40' (LWR-LN)

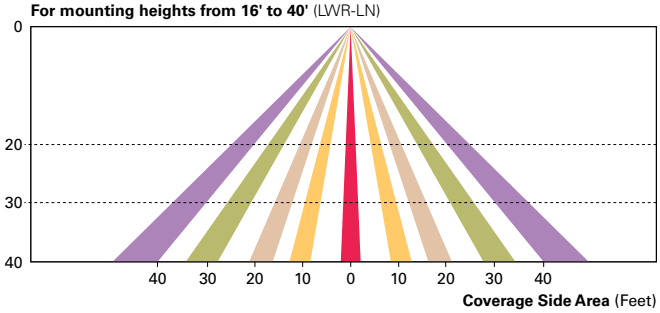

WaveLinx Wireless Outdoor Lighting Control Module (WOLC-7P-10A)
The 7-pin wireless outdoor lighting control module enables WaveLinx to control outdoor area, site and flood lighting. WaveLinx controls outdoor lighting using schedules to provide ON, OFF and dimming controls based on astronomic or time schedules based on a 7 day week.

LumenSafe Integrated Network Security Camera (LD)
Cooper Lighting Solutions brings ease of camera deployment to a whole new level. No additional wiring is needed beyond providing line power to the luminaire. A variety of networking options allows security integrators to design the optimal solution for active surveillance. As the ideal solution to meet the needs for active surveillance, the LumenSafe integrated network camera is a streamlined, outdoor-ready fixed dome that provides HDTV 1080p video. This IP camera is optimally designed for deployment in the video management system or security software platform of choice.

Synapse (DIM10)
SimplySNAP integrated wireless controls system by Synapse. Includes factory installed DIM10 Synapse control module and FSP-201 motion sensor; requires additional Synapse system components for operation. Contact Synapse at www.synapsewireless.com for product support, warranty and terms and conditions.

Cooper Lighting Solutions
1121 Highway 74 South
Peachtree City, GA 30269
P: 770-486-4800
www.cooperlighting.com