





**City Property  
Conveyance  
To Costco  
ORD-0382**

**Legend**

-  Subject Property
-  ROW Vacation
-  City Limits
-  ETJ

0 300 600 Feet

This product is for informational purposes and may not have been prepared for or be suitable for legal, engineering, or surveying purposes. It does not represent an on-the-ground survey and represents only the approximate relative location of property boundaries. The City of Pflugerville makes no warranty, representation, or guarantee of any kind regarding either the maps or information provided herein. The City of Pflugerville specifically disclaims all representations or warranties, express or implied, including, without limitation, the implied warranties of merchantability and fitness for a particular purpose. No responsibility is assumed for damages or other liabilities due to the accuracy, availability, completeness, use or misuse of the information provided. For additional information please call the City's Geographic Information Services Division at (512) 990-6300 or visit the City's website at [www.pflugervilletx.gov](http://www.pflugervilletx.gov).



**Locator Map**

