



*where quality meets life*

**PFLUGERVILLE**  
**T E X A S**

City of Pflugerville

Bid Number 2012-11

Bid Title Barge

Bid Start Date December 12, 2012

Bid End Date December 20, 2012

Bid Contact James Wills  
Public Works Director  
512-990-6400  
[jwills@pflugervilletx.gov](mailto:jwills@pflugervilletx.gov)

**Standard Disclaimer**

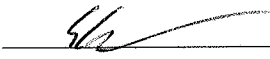
The right is reserved to accept or reject all or part of the bid, and to accept the offer considered most advantageous to the City by total bid. The City of Pflugerville will award to the lowest responsible bidder who provides goods or services at the best value to the city.

**Bid Information**

1. Bid will be awarded to lowest most responsible bidder.
2. See bid sheet for pricing information.
3. See Specifications attached.
4. Completed W9.
5. Terms & Conditions.
6. Delivery 90-120 days ARO

All documents herein and attached are required to be completed and returned with the response.

City of Pflugerville  
Bid Number: 2012-11  
Bid Title: Barge  
Opening: December 20, 2012 @ 2:00pm

Tax ID No: 45-0593446  
Legal Business Name: KC Commercial, LLC  
Address: 7450 E. State Hwy 29  
City State & Zip: Georgetown, TX 78626  
Contact: Eric Klingemann  
Telephone: 877-424-2267 512 468-4820  
Business Entity Type: LLC  
Email Address: Eric@KC-Commercial.com  
Authorized Signature   
Print Name Eric Klingemann

“By the signature hereon affixed, the bidder hereby certifies that neither the bidder nor the entity represented by the bidder, or anyone acting for such entity has violated the antitrust laws of this State, codified in section 15.01 et seq., Texas Business and Commerce Code, or Federal Antitrust laws, nor communicated directly or indirectly, The bid made to any competitor or any other person engaged in such line of business.”

“Bid packet can **ONLY** be downloaded from <http://www.texasbidsystem.com>  
Registration is required to access documents. Addendums can only be accessed from the above site.” It is the vendor’s responsibility to check the site for the issuance of any addendums.

One original & one Copy of bids are due to the City of Pflugerville, Attn: Sabrina Schmidt, 100 E Main St. Suite 100, Pflugerville, TX 78660, or mailed to P.O. Box 589, Pflugerville, TX 78691-0589.

Prior to 2 pm on December 20, 2012

Envelopes must have bid number, Title, and opening date and time on the outside of the sealed envelope. Bidders name must also appear on the outside of the envelope.

City of Pflugerville  
Bid No: 2012-11  
Bid Title: Barge  
Opening: December 20, 2012 @ 2:00pm

Specifications for Barges: Quantity of 3 each

Dimensions: Minimum 30' l x 8'w x 3'h to a Maximum 40' l x 12' w x 5' h

All exterior surfaces must be constructed of a minimum ¼" A36 plate steel.

At least one 24" watertight inspection hatch.

One end is to be raked.

Barge and deck structural design to accommodate a minimum 100lbs per square foot.

Barges are to be epoxy coated.

Color is to be white.

Ability to pin all barges together.

New or used Barges are acceptable.

If barges are used they must be in good condition. All three must be from the same manufacturer and must be able to attach to each other.

Used barges must be recoated with epoxy coating.

Pictures of new and/or used barges MUST be included with bid packet.

Please specify in your bid if the barges are new or used.

Pins must be new.

Add number of pins needed for all three barges to be put together.

Bid must include delivery to Lake Pflugerville 18216 Weiss Ln, Pflugerville, TX 78660.

City of Pflugerville  
Bid No. 2012-11  
Bid Title: Barge  
Opening: December 20, 2012 @ 2:00pm

1. Barge	Qty. 3 each	\$ <u>35,104<sup>00</sup></u>	Total \$ <u>105,312<sup>00</sup></u>
Barges - <input checked="" type="radio"/> new or used (please circle one)			
2. Please state number of new pins	<u>24</u>	\$ <u>62<sup>00</sup></u>	Total \$ <u>1,488<sup>00</sup></u>
3. Delivery charges		\$ <u>8000<sup>00</sup></u>	Total \$ <u>8,000<sup>00</sup></u>

Bid Total \$ 114,800<sup>00</sup>

## Sabrina Schmidt

---

**From:** Eric Klingemann <eric@kc-commercial.com>  
**Sent:** Thursday, December 20, 2012 2:58 PM  
**To:** Sabrina Schmidt  
**Subject:** Re: Reference Bid # 2012-11 Barge

Good afternoon,

Each barge quoted would be 30x8x3.

Thank you for your business and Merry Christmas.

Eric Klingemann  
KC Commercial, LLC

On Dec 20, 2012, at 2:26 PM, Sabrina Schmidt <[SABRINAS@pflugervilletx.gov](mailto:SABRINAS@pflugervilletx.gov)> wrote:

Could you please respond with the dimensions of the barge in which you bid?

Thanks



Sabrina Schmidt  
Purchasing Supervisor  
City of Pflugerville  
512-990-6140  
512-251-5768 (fax)  
<image001.jpg>

*CONFIDENTIALITY NOTICE This e-mail message and any attachments are only for the use of the intended recipient and may contain information that is privileged, confidential or exempt from disclosure under applicable law. If you are not the intended recipient, any disclosure, distribution or other use of this e-mail message or attachments is prohibited. If you have received this e-mail message in error, please delete and notify the sender immediately. Thank you.*

- [Home](#)
- [About](#)
- [Contact Us](#)
- [Photo Gallery](#)
- [Sitemap](#)




**BARGES & WORKBOATS FOR SALE**  
 (217) 287-7955 • (217) 412-3796



[Barges for Sale](#) [Workboats for Sale](#) [Barge Designs](#) [Barge Applications](#) [Attachments & Accessories](#) [Work Boats](#)

## Barge Designs

### Design 1



Trusses are made out of 3 x 3 x 1/4" angle

Trusses are spaced every 18" on centers

Connecting angle is a 4 x 6 x 5/8" with pins every 30" on center

The holes are 1 3/8" to accommodate a 1 3/4 pin


All 1/4" A36 plating

All barges are pressure-tested and put into configuration before painting

All barges are painted with coal tar epoxy paint

Deck rating is 1,800 lbs per 18 x 18 sq. ft.

### Design 2



Trusses are made out of 3 x 5 x 1/4" angle

Trusses are spaced every 15 5/16" on centers

Frames in the barge

Connecting angle is a 4 x 4 x 5/8" with pins every 15 1/2" on center with 1.5" holes

All barges are painted with coal tar epoxy paint

All barges are put into configuration before painting

Accommodates a 1.25 pin for a total of 32 pins


This barge is designed similar to shugart barges and will pin up to shugart barges

Weight is approx. 27,500 lbs.

All 1/4" A36 plating

Deck rating 3,000 lbs per 18 x 18 sq. ft.


### Design 3




The barge has a heavy main truss made out of a 6" c-channel

On top of the trusses, there is a 5" c-channel every 14" on centers running the length of the barge

- On the bottom, there is a 3" c-channel at 16 3/4" on center
- Plating is all 1/4 inch
- All barges are put into configuration before painting



Sectional spud barge



- All barges are painted with coal tar epoxy
- Connecting angle is a 4 x 4 x 5/8" angle
- Weight is approx. 23,500 lbs.
- Deck rating is 3,200 lbs per 18 x 18 sq. ft.
- All designs can pin up to shugart barges

## B & R Construction, Inc

Visit our  Channel

## For Boat Docks & Shorewalls, Visit Our Other Website



## For Sale

- [30x40x5 sectional spud barge/modular barge/ deck barge](#)
- [16x60x5 hopper barge](#)
- [10x30x3 work boat twin 150 hp out board engines](#)
- [8x20 push boat/work boat single 40 hp out board](#)
- [24x48x4 Sectional Spud barge, 8x30x3 push boat, 315 Cat Excavator, ABL-45 Vibratory Hammer \\$210,000](#)
- [Sectional barge 10x40x5 \(40x80x5 Spud Barge\)](#)
- [10x27x3 work boat/12x30x3 work boat](#)
- [24x36x3 sectional spud barge 8x30x3 work boat \\$96,000 for all](#)
- [1998 Komatsu WA-250 Wheel Loader \\$40,000](#)
- [8x30x3 Work Boat/Push boat \\$43,000](#)
- [24x48x4 sectional spud barge for sale Price \\$57,000 for pair in stock](#)
- [12x40x4 self propelled spud barge push boat ferry](#)
- [10x40x5 sectional barge shugart compatible](#)
- [20X40X4 SECTIONAL BARGE AND EXCAVATOR \(\\$110,000\)](#)
- [TRUCKABLE SECTIONAL BARGE 30X32X4 \(\\$35,000\)](#)

[Log in](#) | [Photo Gallery](#)

© 2010-2012 B&R Construction. All rights reserved. | Website designed by [Kestrel Website Design](#).

loading area, while dredging.

## Dock & Pontoon Barge

Barges sections are becoming very popular for dock usage. You can spud them in place and be used as a dock at marina, boat ramps, and personal use. The are very strong and sturdy they are much stronger than your typical floating dock structure and will last much longer.


## Spud Barge

Spud barges are a deck barge or a crane barge that use the spuds to anchor it in place, providing a stable, fixed work platform in the middle of a lake or river.

## B & R Construction, Inc

Visit our [You Tube](#) Channel

## For Boat Docks & Shorewalls, Visit Our Other Website



## For Sale

- [30x40x5 sectional spud barge/modular barge/ deck barge](#)
- [16x60x5 hopper barge](#)
- [10x30x3 work boat twin 150 hp out board engines](#)
- [8x20 push boat/ work boat single 40 hp out board](#)
- [24x48x4 Sectional Spud barge, 8x30x3 push boat, 315 Cat Excavator, ABI-45 Vibratory Hammer \\$210,000](#)
- [Sectional barge 10x40x5 \(40x80x5 Spud Barge\)](#)
- [10x27x3 work boat/12x30x3 work boat](#)
- [24x36x3 sectional spud barge 8x30x3 work boat \\$96,000 for all](#)
- [1998 Komatsu WA-250 Wheel Loader \\$40,000](#)
- [8x30x3 Work Boat/Push boat \\$43,000](#)
- [24x48x4 sectional spud barge for sale Price \\$57,000 for pair in stock](#)
- [12x40x4 self propelled spud barge, push boat, ferry](#)
- [10x40x5 sectional barge shugart compatible](#)
- [20X40X4 SECTIONAL BARGE AND EXCAVATOR \(\\$110,000\)](#)
- [TRUCKABLE SECTIONAL BARGE 30X32X4 \(\\$35,000\)](#)

[Log in](#) | [Photo Gallery](#)

© 2010-2012 [B&R Construction](#). All rights reserved. | Website designed by [Kestrel Website Design](#).