




# FY22 Proposed Budget

July 13, 2021 | City of Pflugerville | Finance



# Agenda

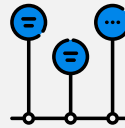
---



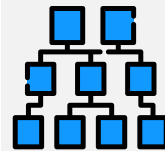
**Budget Timeline**



**Assumptions & Adjustments**



**Proposed Budget by Fund**



**General Fund**

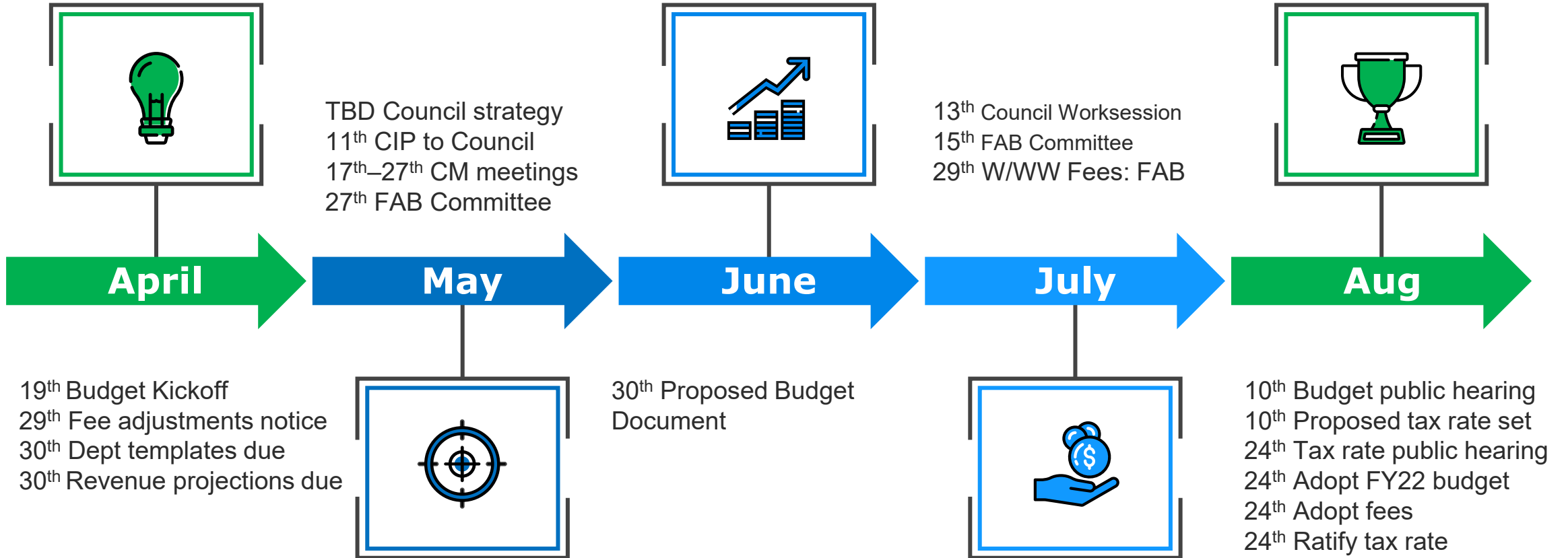


**Water/Wastewater Fund**



**Council Direction**

# Timeline



# Base Budget Assumptions



Utility rate model has been revised with output of Water/WW rate recommendations

Compensation increase 3% merit & benefit rates, New personnel funded 75%

Departments have provided all M&O

Debt service is based on proposed CIP

Special Revenue Funds budget separately:  
Police, Municipal Court, TIRZ, PEG, CDBG, HOT

Population growth rate based on Dev Services forecast

# Departmental Adjustments

## Development Services

Align personnel and expense over entire scope of development services under Development Services Admin Dept.



## Parks & Recreation

Parks & Recreation now includes Parks Operations department




## Utility Maintenance

Dissolve Utility Maintenance dept moving personnel and expense into Water Dist/Wastewater Collection



## Special Services

New dept in both General Fund and W/WW Funds. GF: insurance, utilities, leases, rebate payments, transfers. W/WW: debt service payments





# Centralized Functions



Fleet dept will budget: maintenance, fuel, titles, tolls, car washes, etc.

Facility Maintenance dept will budget and manage organization wide contracts for: maintenance, pest control, HVAC, generator main, etc.

IT will maintain master list of all software licensing & maintenance and budget for annual cost. Includes software as a service (SaaS)


# FY22 PROPOSED BUDGET

# Proposed Expenditures by Major Fund



## Government

General Fund: \$50.5M\*  
Debt Service: \$16.0M  
Capital Program: \$64.1M



## Special Fund

Hotel: \$361K\*\*  
Court: \$51K  
PD: \$91.1K  
TIRZ: \$1.1M  
CDBG: \$515.0K  
PEG: \$110.0K



## Enterprise

W/WW: \$34.9M\*  
Solid Waste: \$6.9M  
Utility Capital: \$103.1M

\* Excludes Transfer to Capital Reserve

\*\* Includes economic development incentive payments



# GENERAL FUND

# Proposed Revenue Increases

Incremental increases in revenue compared to FY21 projected year-end




## Property Tax\*

Preliminary valuations increased 6.4% or \$425M, of that new property valuations accounted for \$275.9M



## Sales Tax

FY22 sales tax revenue revised based on historical growth rates

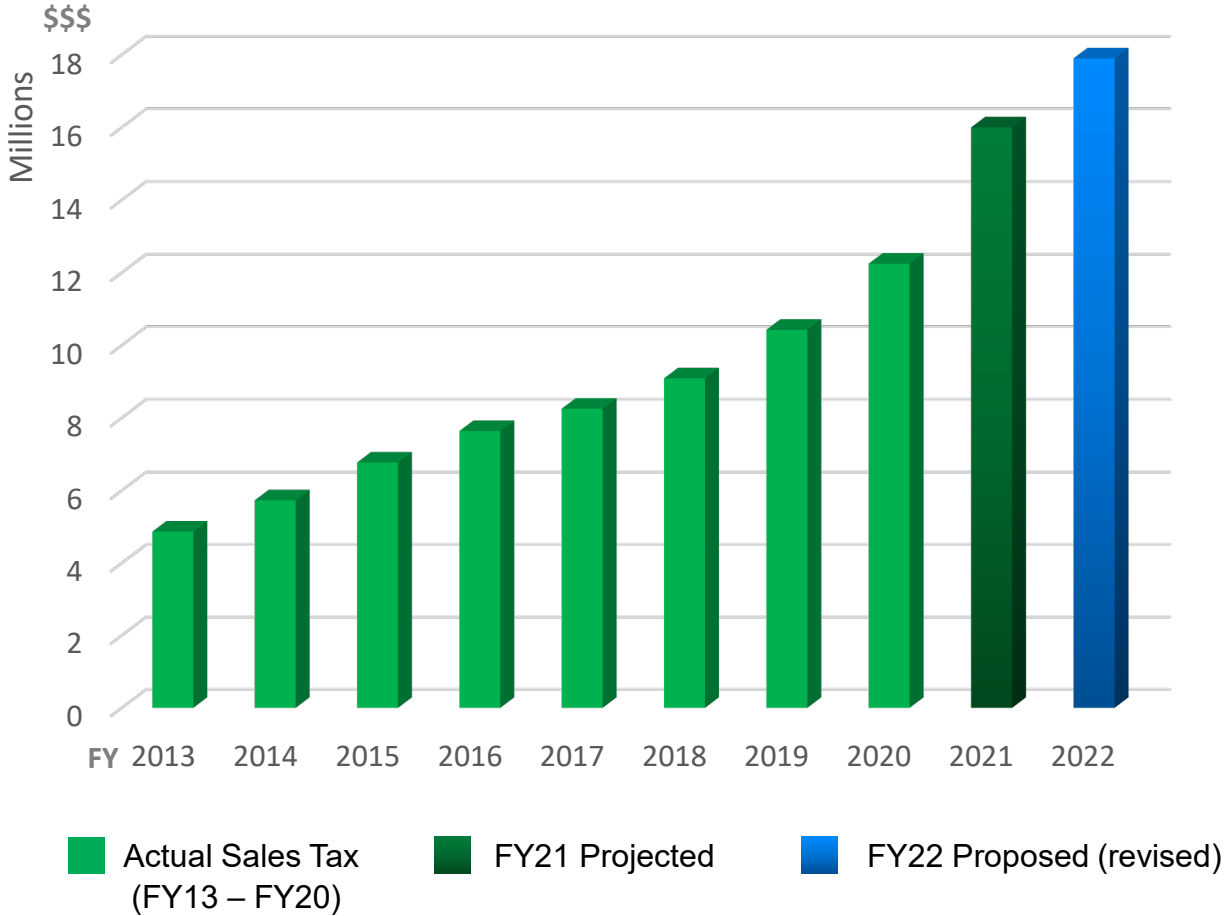


## All Other

Increase in Franchise fee \$300K, Recreational income \$350K, w/ww indirect cost allocation \$1M

\* Certified tax rolls due to City July 26<sup>th</sup>, revised tax calculation forms released by Texas Comptroller soon

# Sales Tax Revenue



The current fiscal year sales tax revenue is projected to result in 30+% increase over last year actuals. This is not believed to be sustainable for long term growth patterns. A five-year growth rate of 12% (FY16-20) applied to year-over-year projections results in adjustment of FY22 proposed sales tax revenue of \$17.9M

# Proposed Expenditures

## Personnel



### Administrative Services 9

Personnel: \$446K

- Records Clerk
- Risk Manager
- Finance Coordinator
- Accountant
- Broadcast Assistant (part time)
- Field Technician
- System Administrator
- City Intern (part-time)
- Assistant to City Manager



### Development Services 4

Personnel: \$264K

- Commercial Plan Reviewer
- Sr Planner (long range)
- Development Services Coordinator
- Financial CIP Program Manager



### Public Works 4

Personnel: \$238K

- Emergency Management Coordinator
- Field Operations Tech
- Equipment Operator
- Traffic Signal Tech Lead



### Public Safety 7

Personnel: \$477K

- Patrol Officers (4)
- Community Engagement Corporal
- Community Response Team Corporal
- Crime Scene Tech



### Community Services 9

Personnel: \$465K

- Recreation Center Tech
- Parks Operations Rental & Event Specialist
- Parks Operations Tech (4)
- Aquatics Maintenance Tech
- Business Operations Coordinator
- Animal Services Officer

\* Proposed personnel expenditures include wages, benefits, and related operating expense

# Proposed Expenditures

## Capital Outlay

### Information Technology

- Equipment: server replacements, Cisco switches, wireless radio equipment, hard drive disposal \$218K
- Software: Network monitoring tool, programmable logic controller (PLC) \$51K
- Network security \$25K

### Library

- Library resources \$300K

### Public Works

- Vehicle equipment \$436K
- Crack seal trailer replacement \$84K
- Utility trailer replacement \$8K
- Fleet recover, recycle and recharge machine \$8K
- Sign shop large roller table \$17K
- Zero turn mower replacements (4) \$48K

### Public Safety

- Crime scene equipment \$22K
- Mobile radios \$33K

### Community Services

- Shade program \$65K
- Parks utility vehicles (2) replacement \$63K
- Standardized park signs \$50K
- Mini-excavator \$25K
- 1849 Compact utility tractor \$26K
- Pool cover (3) replacements \$15K
- Gym dividers \$15K
- Bumper pull dump trailer \$12K
- PAWS fence and electronic barrier \$35K

# **WATER/WASTEWATER FUND**

# Proposed Expenditures

## Personnel & Capital Outlay



Personnel: \$359K  
(wages, benefits,  
operating exp)

- Sr. Utility Engineer
- Superintendent
- 2 - Utility Services Tech

Capital Outlay:

- Vehicle equipment \$36K
- Bumper pull dump trailer \$12K
- Utility trailer \$8K



- Backup lift station pumps (3) \$35K
- Pretreatment program equipment \$25K



- Effluent sampler \$10K



- Forklift \$40K
- Backup programmable logic controller (PLC) \$8K
- Network switch and reroute cabling replacement \$15K



# Thank You



**Melissa Moore**

*Finance Director*



**Lauren Henkes**

*Assistant Finance Director*



**Stephanie Nations**

*Budget Analyst*