

LEGEND

- PROPERTY LINE
- 1160- EXISTING CONTOUR
- (1160) PROPOSED CONTOURS
- DECORATIVE SIDEWALK - REFERENCE LANDSCAPE PLANS

DETENTION POND		WEIR STRUCTURE	
Return Event	Peak In-Flow (CFS)	Elevation (ft)	Width (ft)
2 YEAR	149.0	695	7.0
25 YEAR	280.0	696.5	7.0
100 YEAR	367.5	697.4	4.0

DETENTION POND ROUTING				
Return Event	Peak In-Flow (CFS)	Peak Out-Flow (CFS)	Max WSEL (ft)	Max Storage (Ac-ft)
2	149.0	83.4	695	3.51
25	280.0	193.6	696.5	5.66
100	367.5	271.0	697.4	6.84

DETENTION POND						
Elev. (ft)	Depth (ft)	Pr. Area (ft ²)	Area (ac)	Incremental Volume (ft ³)	Cumulative Volume (ft ³)	Notes
692.5	0.0	61,208	1.405142	0	0	
693	0.5	61,208	1.405142	30,604	30,604	
694	1.0	61,208	1.405142	61,208	91,812	
695	1.0	61,208	1.405142	61,208	153,020	
696	1.0	61,208	1.405142	61,208	214,228	
697	1.0	61,208	1.405142	61,208	275,436	
697.4	0.4	61,208	1.405142	24,483	299,919	100 YR WSEL
698	1.0	61,208	1.405142	61,208	336,644	

D50 CALCULATIONS:

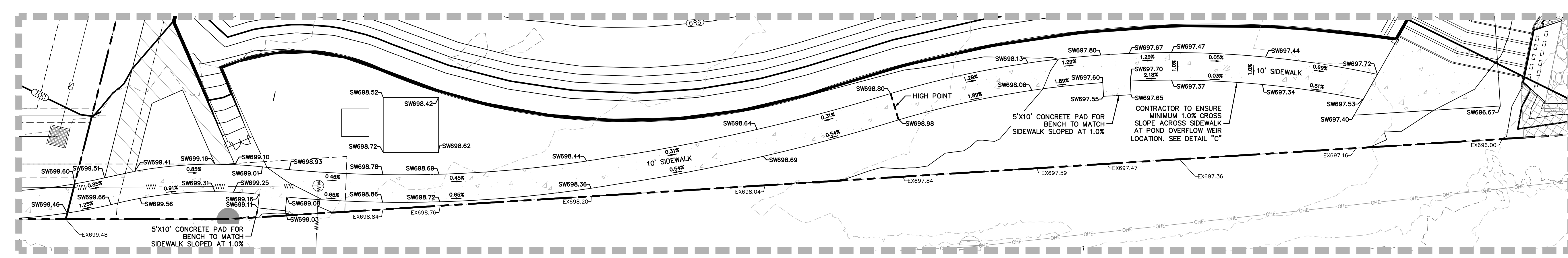
V = 10.63 FPS

D50 = 0.0105 * (V)^{2.06}
 D50 = 0.0105 * (10.63)^{2.06}
 D50 = 1.37 FT

V = 8.90 FPS

D50 = 0.0105 * (V)^{2.06}
 D50 = 0.0105 * (8.90)^{2.06}
 D50 = 0.95 FT

- NOTES:**
- THE PROPOSED POND IS TO BE PRIVATELY MAINTAINED AND OWNED.
 - HANDRAIL TO BE PROVIDED AROUND ENTIRE POND. REFERENCE LANDSCAPE PLANS.
 - GRAVITY WALLS TO ALLOW FOR SHEET FLOW FROM SIDEWALKS AND LANDSCAPING AROUND POND TO DRAIN INTO POND.
 - CONTRACTOR TO PROVIDE SEPARATE COST, AS A BID ALTERNATIVE, FOR A POND LINER. REFERENCE GEOTECHNICAL REPORT FOR POND LINER OPTIONS AND SPECIFICATIONS.



SIDEWALK SH-130 DETAIL WITH SPOTS
1" = 20'

NO.	REVISION	DATE



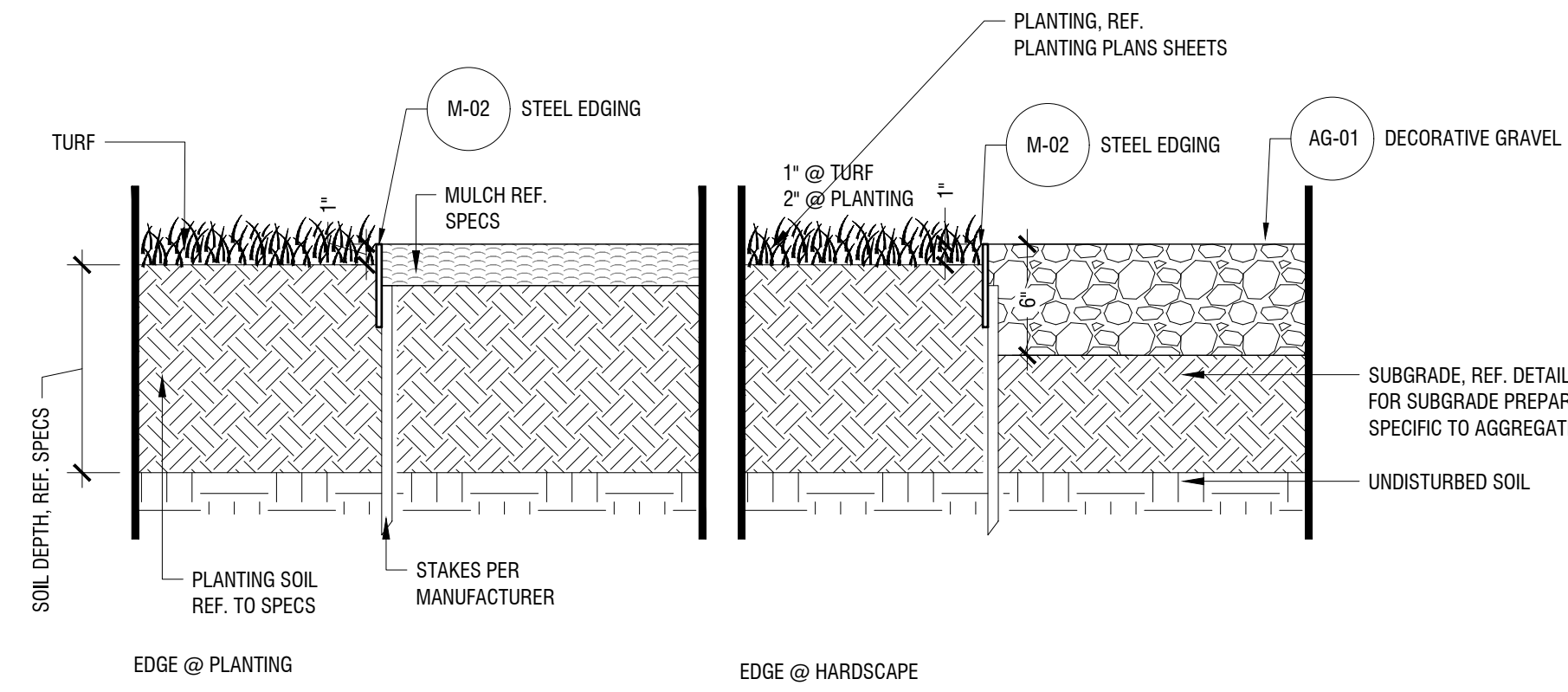
PAPE-DAWSON ENGINEERS

AUSTIN | SAN ANTONIO | HOUSTON | FORT WORTH | DALLAS
 1808 N. MOPAC EXPY., SUITE 300 | AUSTIN, TX 78758 | 512-664-8871
 TPELIS FIRM REGISTRATION #470 | TPELIS FIRM REGISTRATION #10028601

**NORTHPOINTE EAST TRACT
 PUBLIC INFRASTRUCTURE**
 PFLUGERVILLE, TEXAS
 DETENTION POND PLAN

JOB NO.	51084-03
DATE	AUGUST 2024
DESIGNER	TR
CHECKED	BT
DRAWN	JR
SHEET	36 of 77

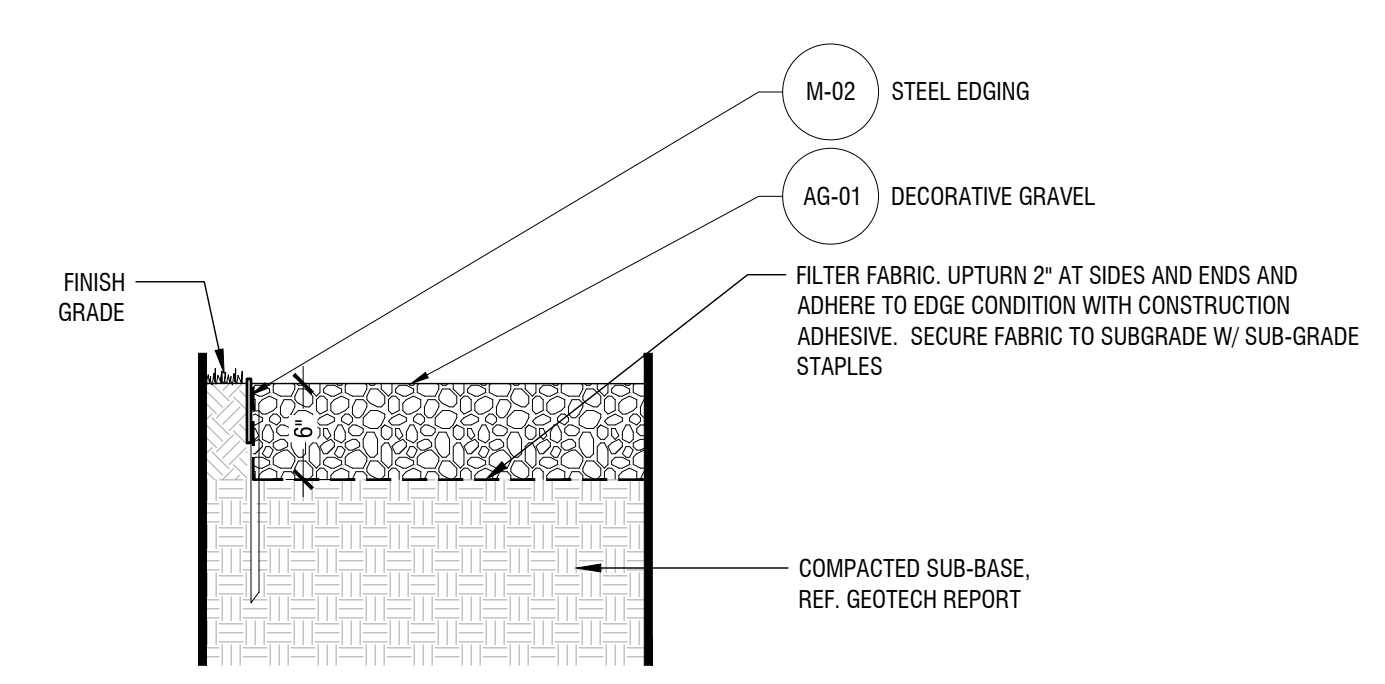
Date: Oct 21, 2024, 9:30am User ID: TRIEX
 File: \\pape-dawson.com\user-pd\Projects\51084\03\301_Construction_Documents\Civil\51084-03.dwg



STEEL EDGING

P-PA-NOR-12

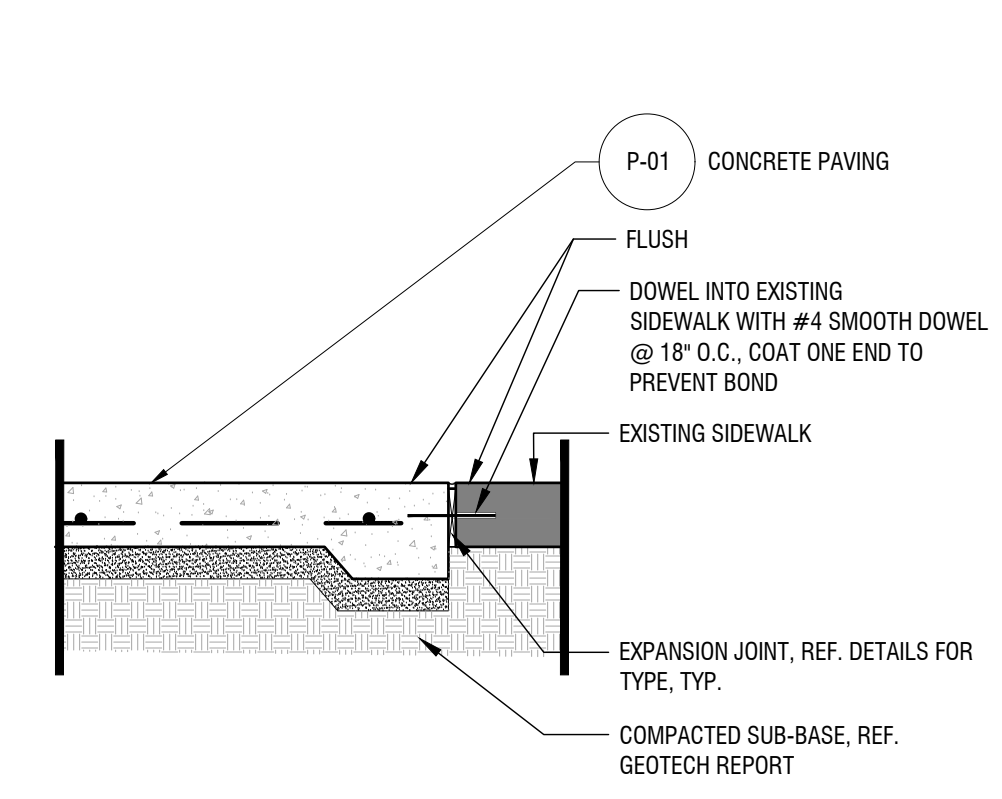
Scale: 1 1/2" = 1'-0"



DECORATIVE GRAVEL @ PLANTING

P-PA-NOR-05

Scale: 1" = 1'-0"

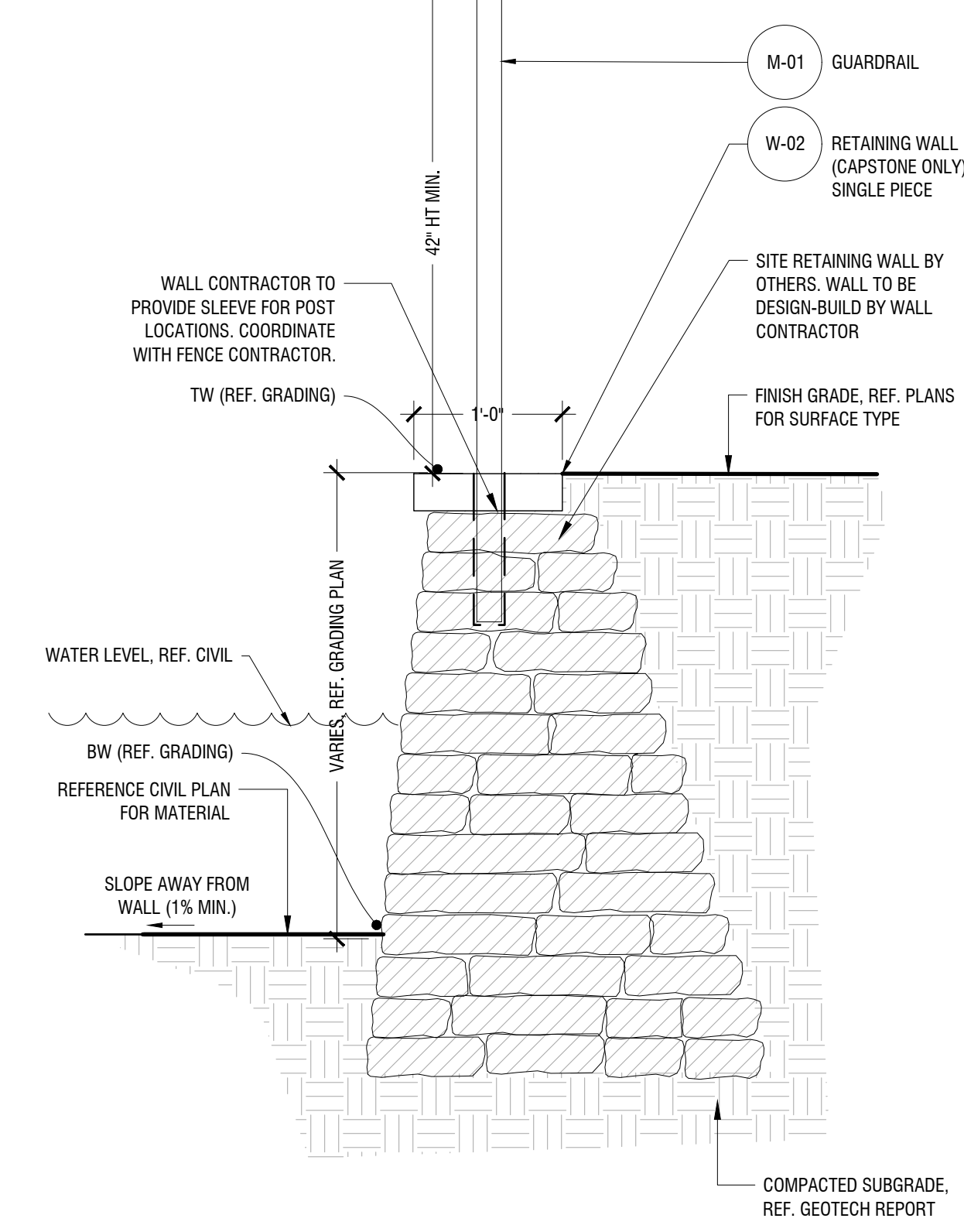


CONCRETE PAVING AT EXISTING SIDEWALK

P-PA-NOR-04

Scale: 1" = 1'-0"

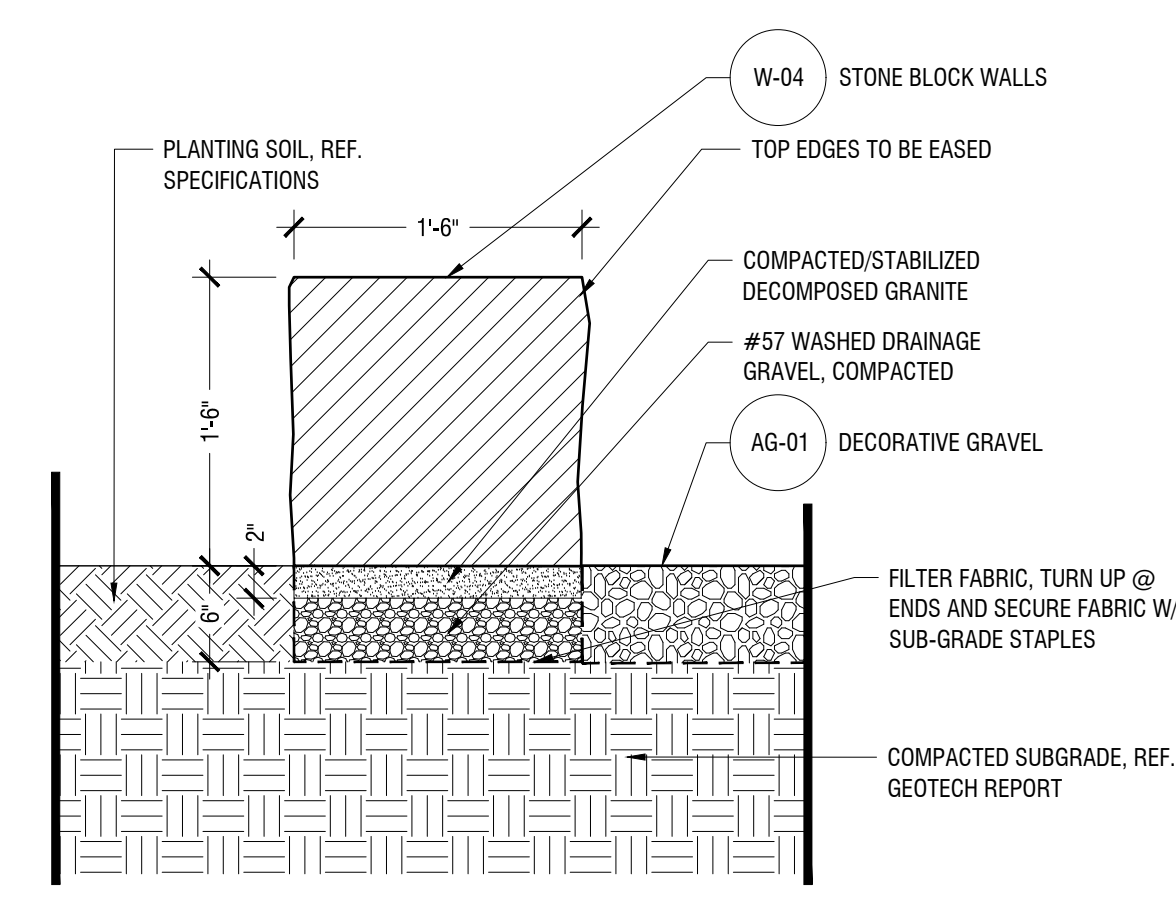
- NOTES:
1. WALL DETAIL SHOWN IN PLAN AND DETAIL FOR REFERENCE ONLY. SITE RETAINING WALLS TO BE DESIGNED BY WALL CONTRACTOR & IS SHOWN IN KIMLEY HORN PLANS FOR REFERENCE ONLY.
 2. PROVIDE SAMPLES AND SHOP DRAWINGS FOR OWNER'S APPROVAL.
 3. DRAINAGE AT WALL TO BE DESIGNED BY CONTRACTOR.
 4. STONE GRAVITY WALL TO BE MORTAR SET.
 5. STRUCTURAL ENGINEER TO REVIEW FENCE POST SIZE & SPACING FOR ALL FENCES @ WALL.



ENGINEERED RETAINING WALL

P-PA-NOR-09

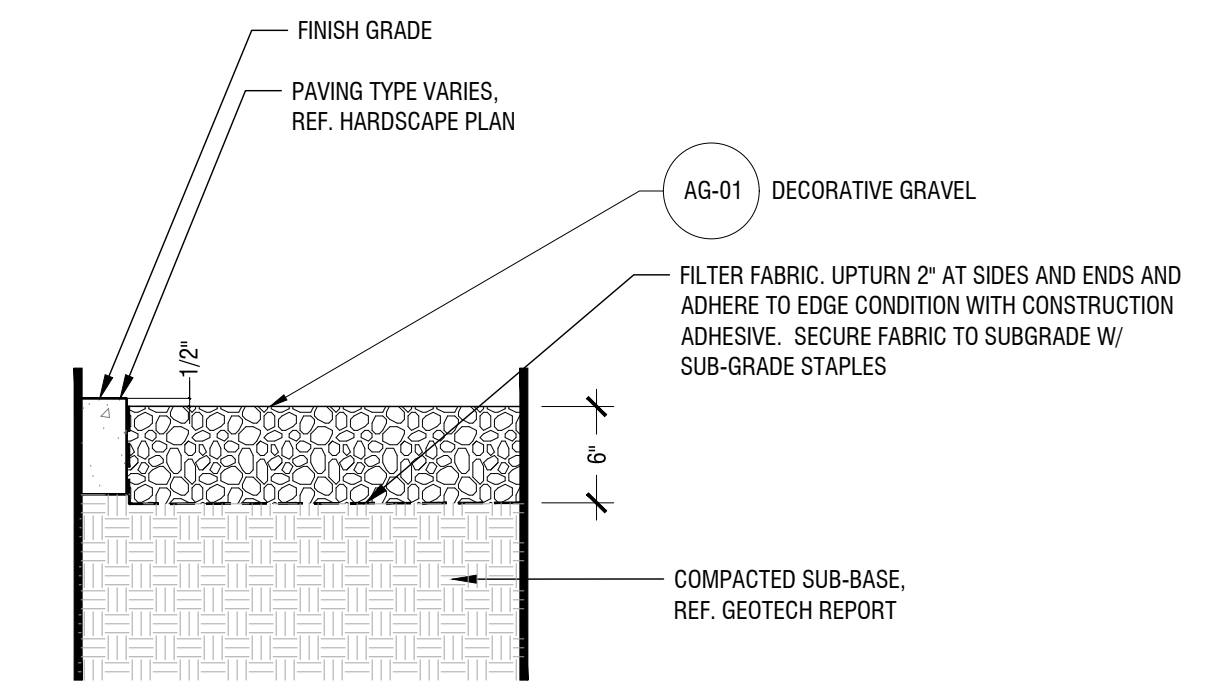
Scale: 1" = 1'-0"



STONE BLOCK WALL

P-PA-NOR-07

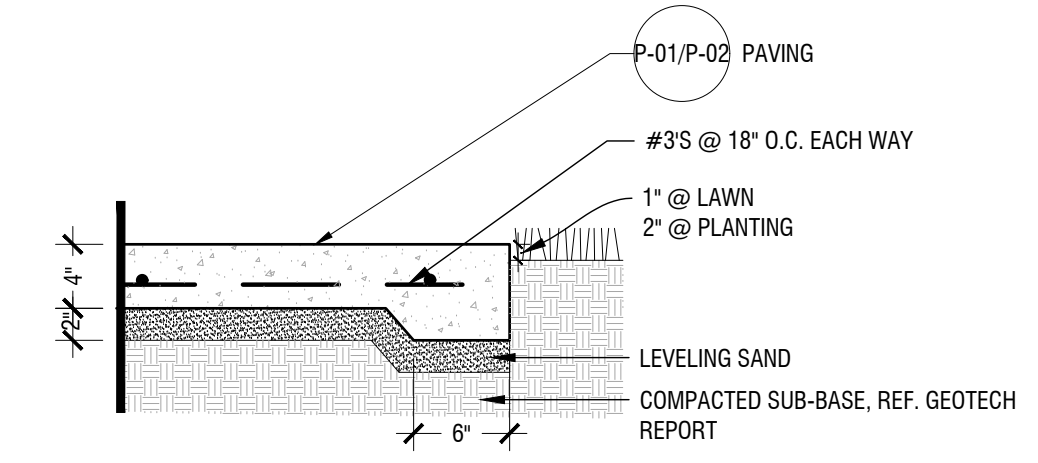
Scale: 1" = 1'-0"



DECORATIVE GRAVEL @ PAVING

P-PA-NOR-06

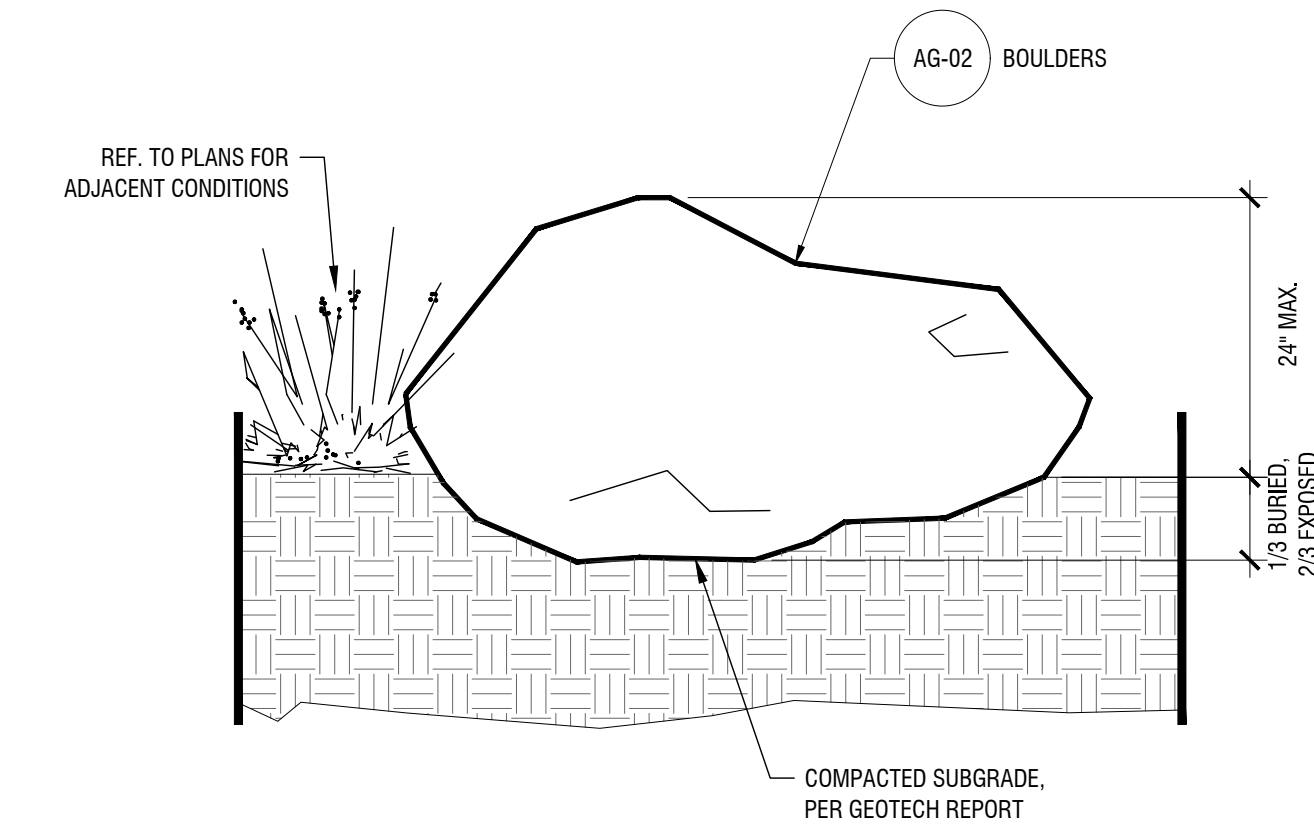
Scale: 1" = 1'-0"



TYP. CONCRETE PAVING

P-PA-NOR-02

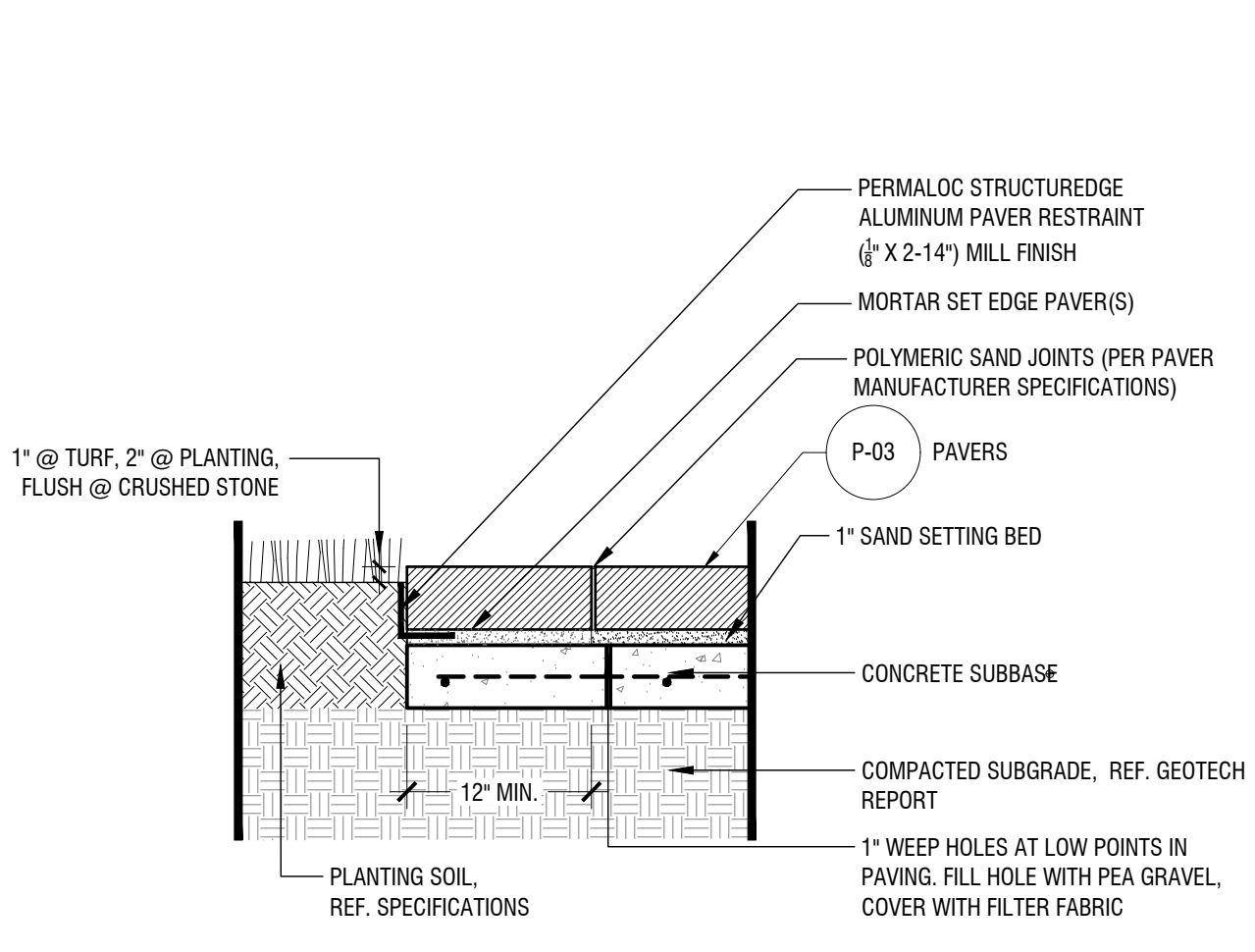
Scale: 1" = 1'-0"



BOULDERS

P-PA-NOR-11

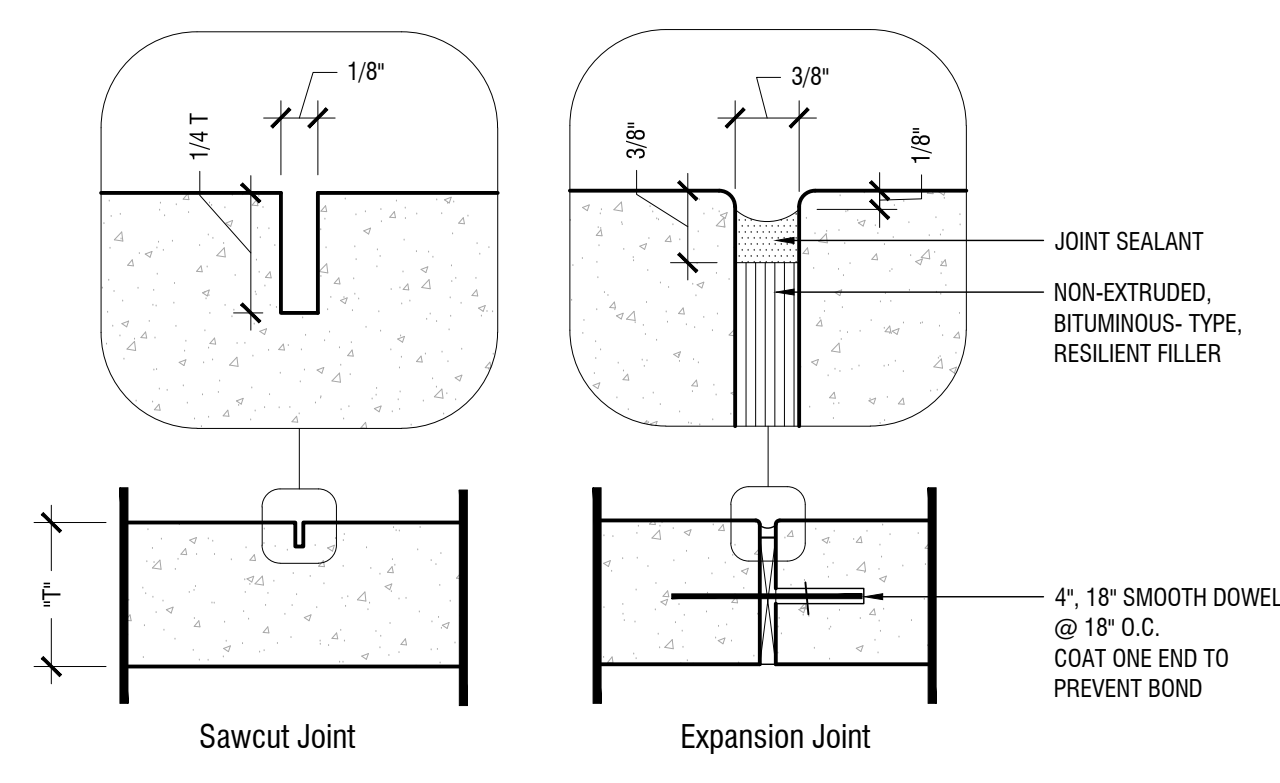
Scale: 1" = 1'-0"



PAVERS

P-PA-NOR-03

Scale: 1" = 1'-0"




CONCRETE PAVING JOINTS

P-PA-NOR-01

N.T.S.

NO.	REVISION	DATE



10.24.2023

Kimley»Horn
 © 2024 KIMLEY-HORN AND ASSOCIATES, INC.
 260 EAST DAVIS STREET, SUITE 100, MCKINNEY, TX 75069
 PHONE: 469-301-2880
 WWW.KIMLEY-HORN.COM TX F-928

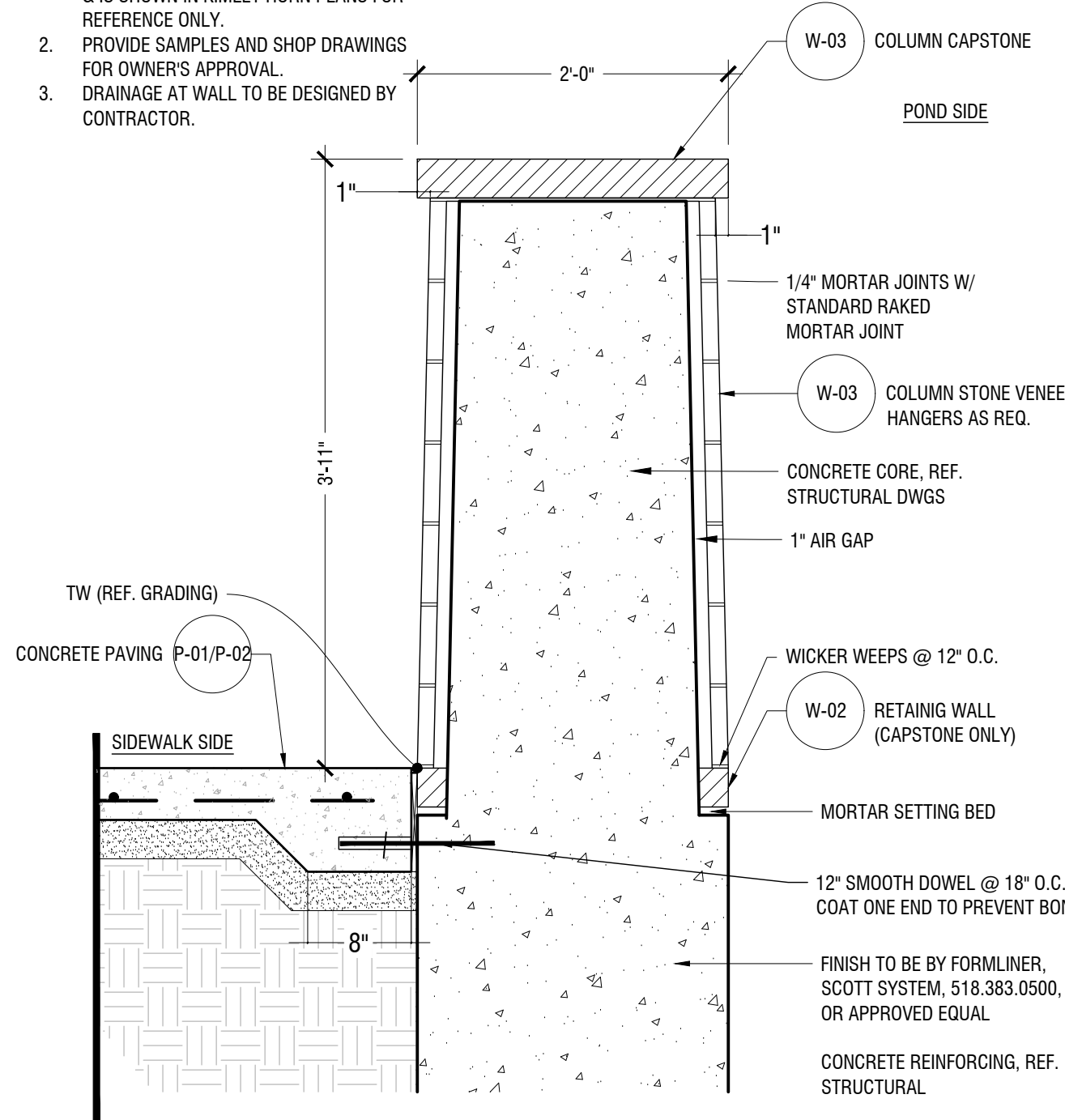
**NORTHPOINTE EAST TRACT
 PUBLIC INFRASTRUCTURE**
 PFLUGERVILLE, TEXAS
 HARDSCAPE DETAILS

JOB NO. 51084-03
 DATE October 24, 2023
 DESIGNER
 CHECKED A.B. DRAWN AMH.
 SHEET L4.01

Date: Oct 24, 2023, 5:03pm User ID: Anne.Horn
 File: K:\WORK\LAPE\Projects\087945010 - Northpointe - Trademark\CAD\Sheets\L4.01_HARDSCAPE_DETAILS.dwg
 THIS DOCUMENT HAS BEEN PRODUCED FROM MATERIAL THAT WAS STORED AND/OR TRANSMITTED ELECTRONICALLY AND MAY HAVE BEEN INADVERTENTLY ALTERED. RELY ONLY ON FINAL HARD COPY MATERIALS BEARING THE CONSULTANT'S ORIGINAL SIGNATURE AND SEAL.

NOTES:

1. COLUMN DETAIL SHOWN IN PLAN AND DETAIL FOR REFERENCE ONLY. COLUMNS TO BE DESIGNED BY WALL CONTRACTOR & IS SHOWN IN KIMLEY HORN PLANS FOR REFERENCE ONLY.
2. PROVIDE SAMPLES AND SHOP DRAWINGS FOR OWNER'S APPROVAL.
3. DRAINAGE AT WALL TO BE DESIGNED BY CONTRACTOR.

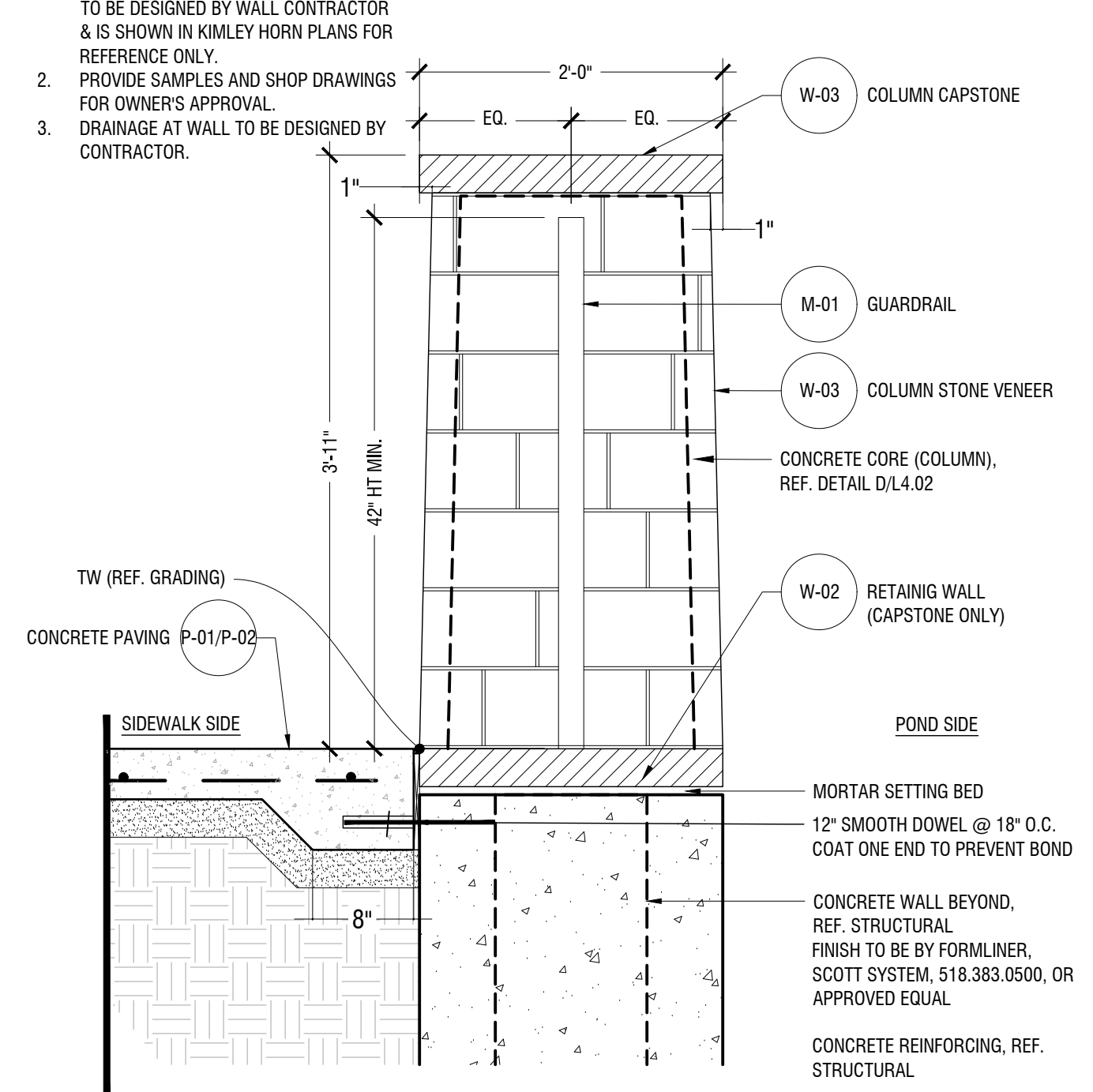


RETAINING WALL COLUMN

P-PA-NOR-13 Scale: 1" = 1'-0"

NOTES:

1. COLUMN DETAIL SHOWN IN PLAN AND DETAIL FOR REFERENCE ONLY. COLUMNS TO BE DESIGNED BY WALL CONTRACTOR & IS SHOWN IN KIMLEY HORN PLANS FOR REFERENCE ONLY.
2. PROVIDE SAMPLES AND SHOP DRAWINGS FOR OWNER'S APPROVAL.
3. DRAINAGE AT WALL TO BE DESIGNED BY CONTRACTOR.

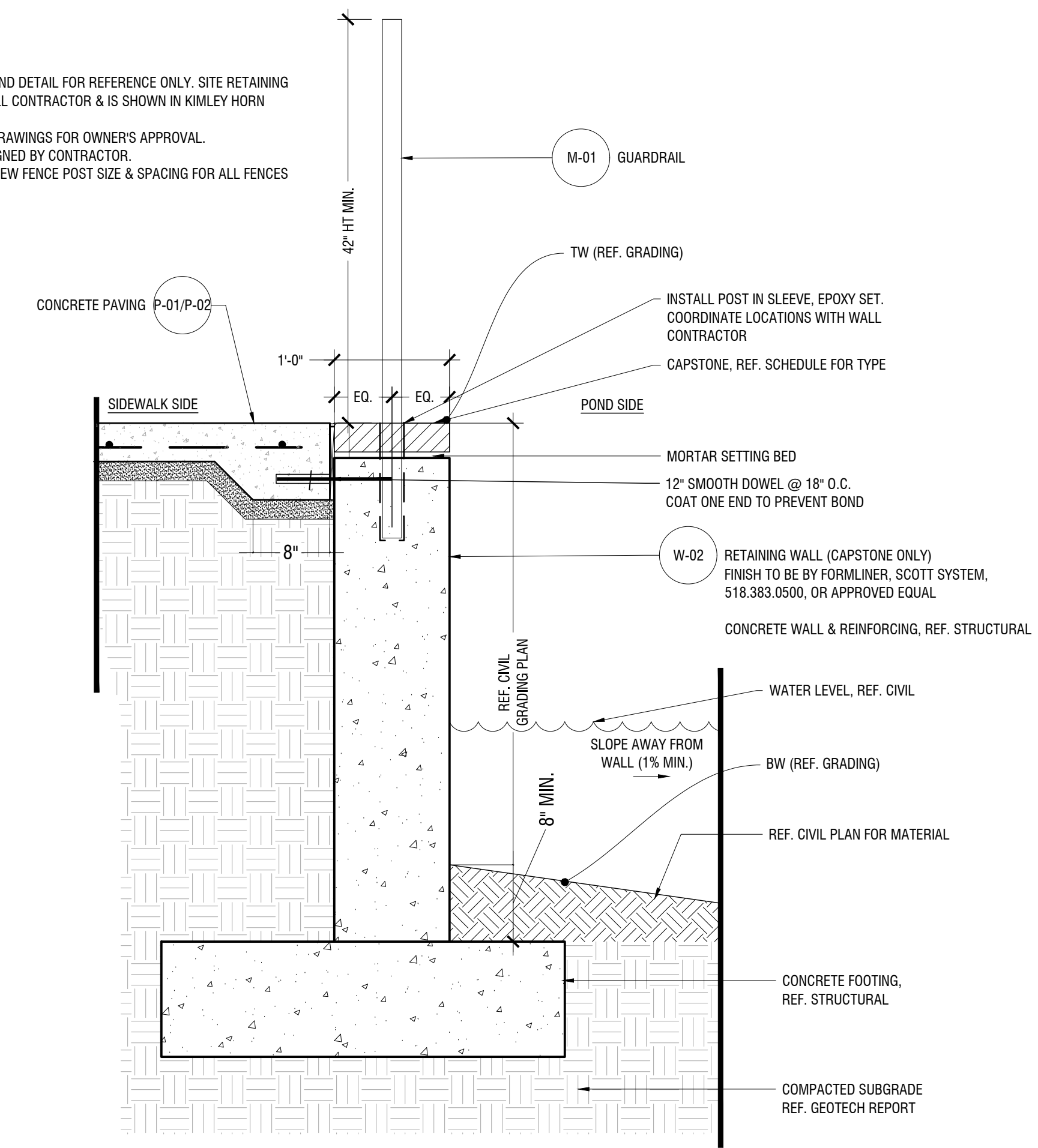


RETAINING WALL COLUMN

P-PA-NOR-14 Scale: 1" = 1'-0"

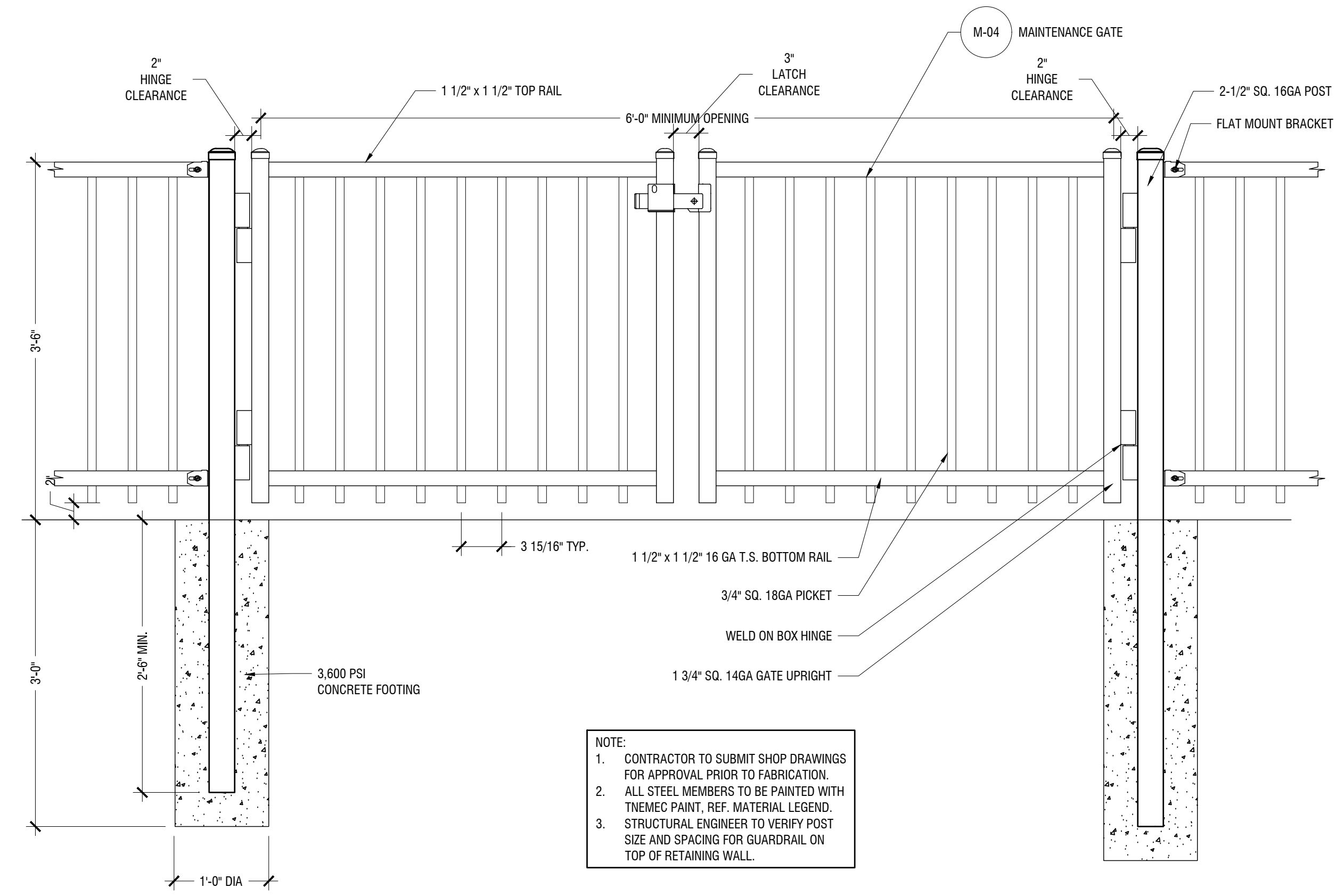
NOTES:

1. WALL DETAIL SHOWN IN PLAN AND DETAIL FOR REFERENCE ONLY. SITE RETAINING WALLS TO BE DESIGNED BY WALL CONTRACTOR & IS SHOWN IN KIMLEY HORN PLANS FOR REFERENCE ONLY.
2. PROVIDE SAMPLES AND SHOP DRAWINGS FOR OWNER'S APPROVAL.
3. DRAINAGE AT WALL TO BE DESIGNED BY CONTRACTOR.
4. STRUCTURAL ENGINEER TO REVIEW FENCE POST SIZE & SPACING FOR ALL FENCES @ WALL.



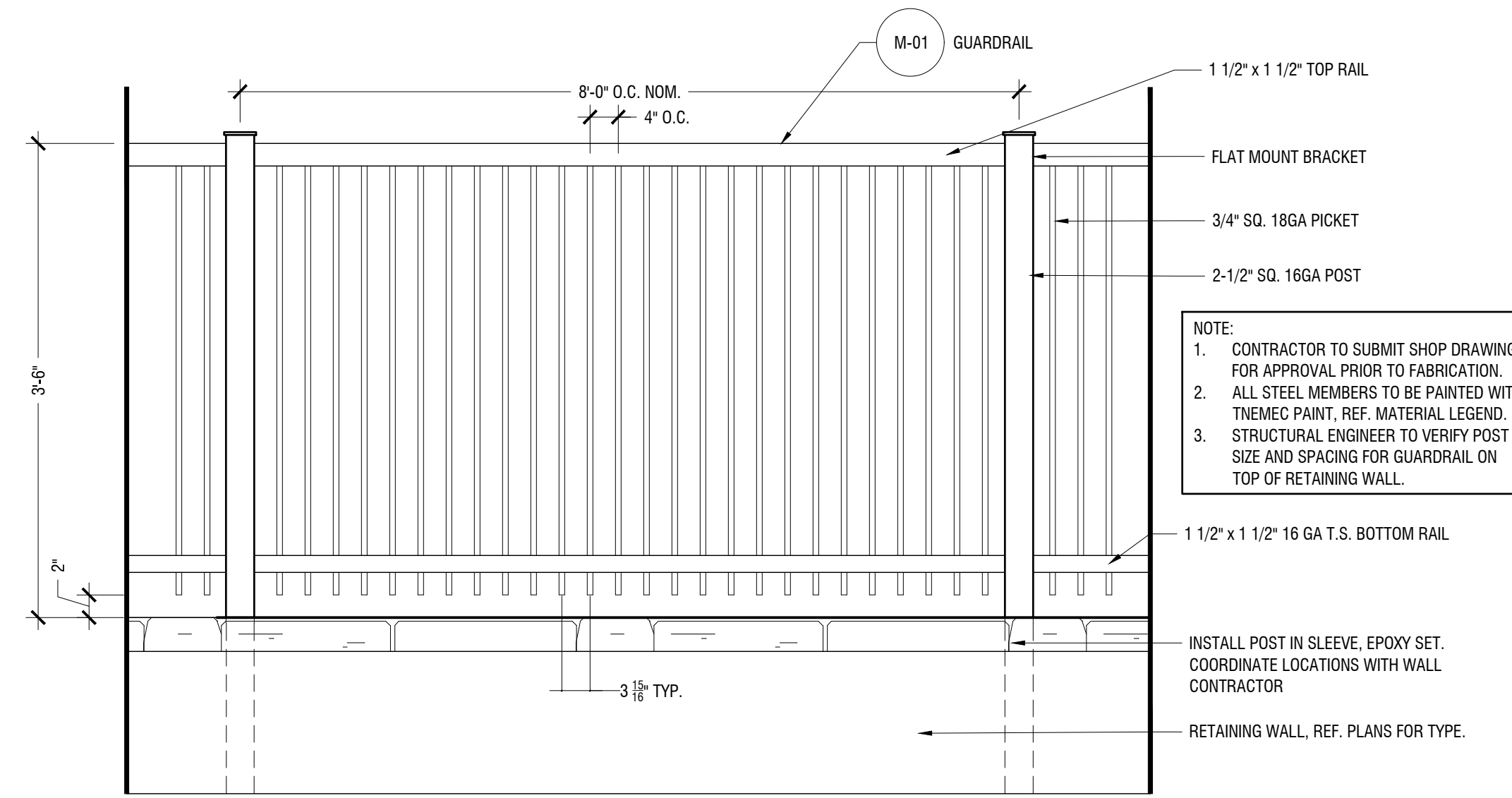
ENGINEERED RETAINING WALL

P-PA-NOR-10 Scale: 1" = 1'-0"



MAINTENANCE GATE


P-PA-NOR-25 Scale: 1" = 1'-0"



GUARDRAIL

P-PA-NOR-08 Scale: 1" = 1'-0"

NO.	REVISION	DATE

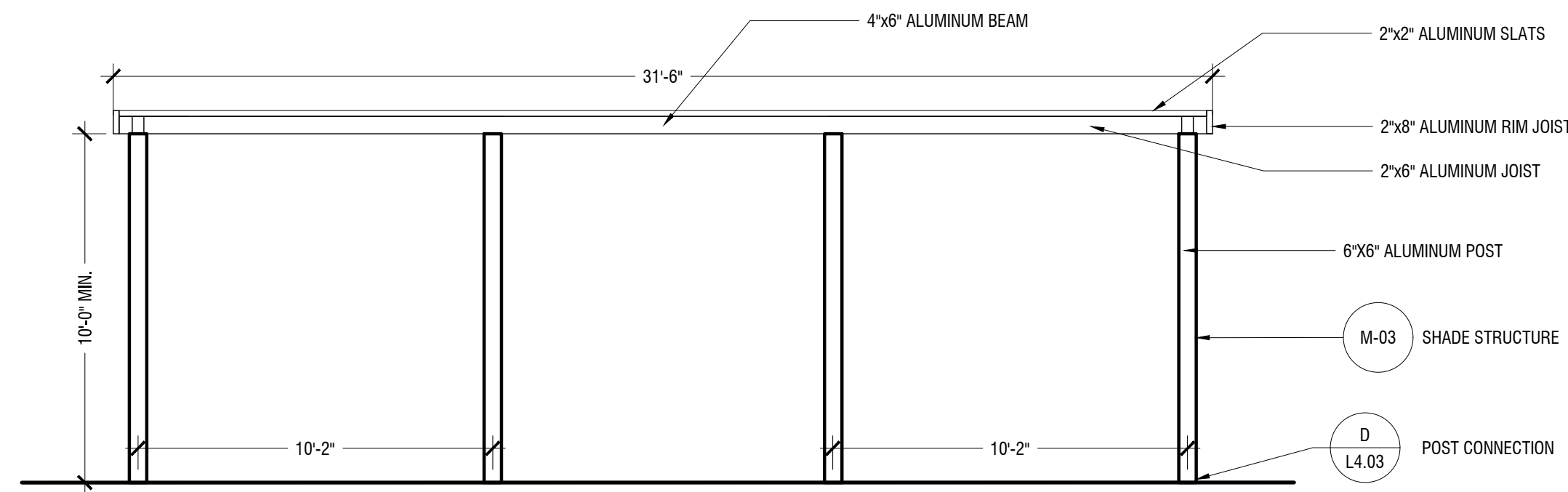


10.24.2023

Kimley»Horn
 © 2021 KIMLEY-HORN AND ASSOCIATES, INC.
 260 EAST DAVIS STREET, SUITE 100, MCKINNEY, TX 75069
 PHONE: 469-301-2880
 WWW.KIMLEY-HORN.COM TX F-928

**NORTHPOINTE EAST TRACT
 PUBLIC INFRASTRUCTURE**
 PFLUGERVILLE, TEXAS
 HARDSCAPE DETAILS

JOB NO. 51084-03
 DATE October 24, 2023
 DESIGNER
 CHECKED AJB DRAWN AMH
 SHEET L4.02

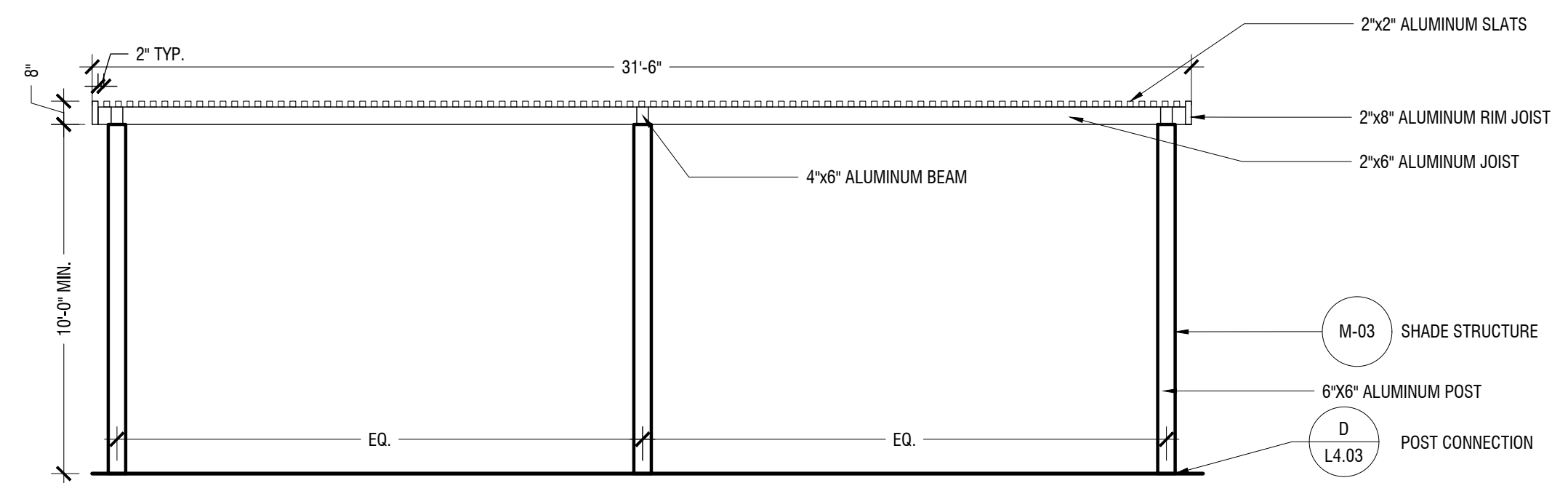


SHADE STRUCTURE ELEVATION

P-PA-NOR-17

Scale: 1/4" = 1'-0"

C



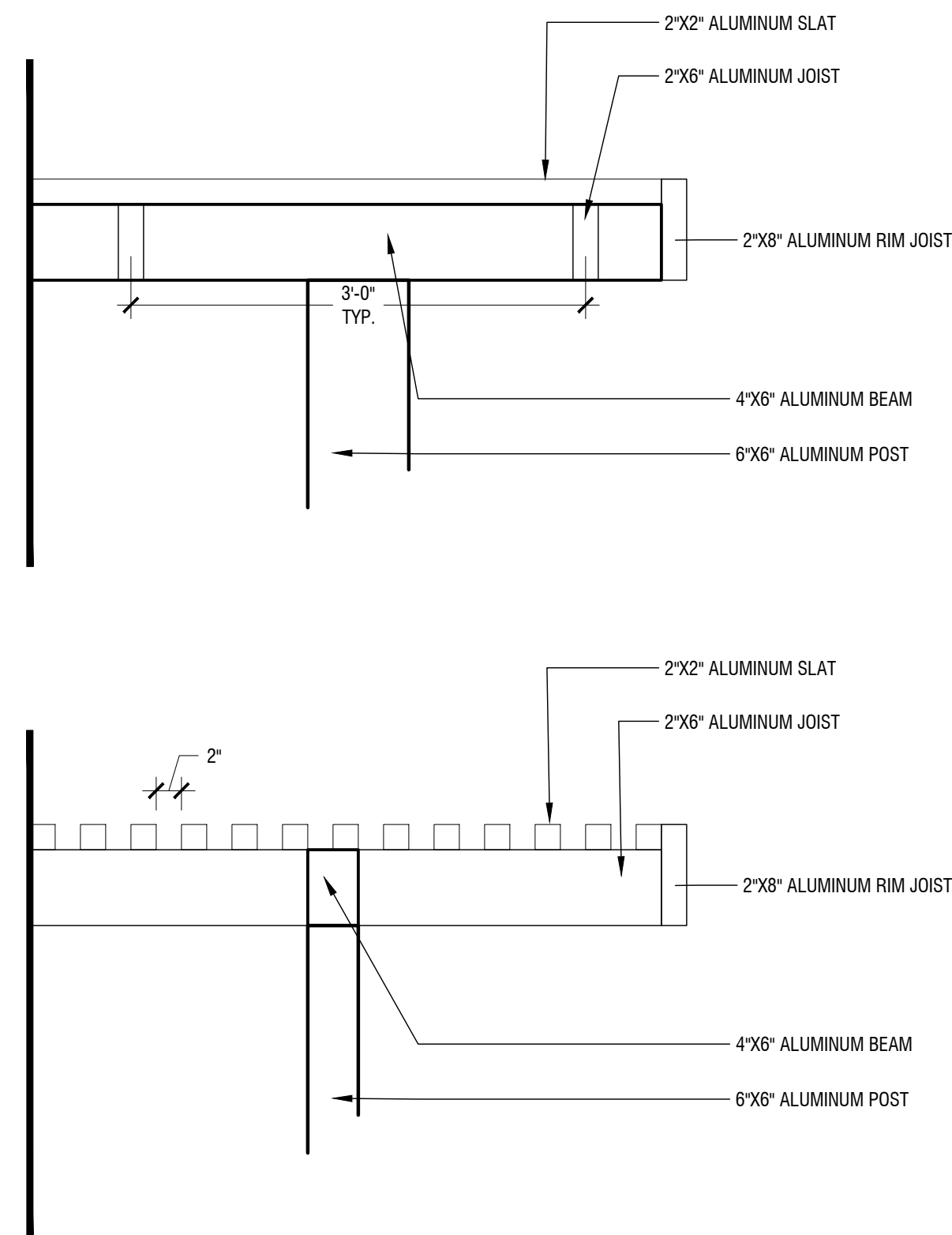
SHADE STRUCTURE ELEVATION

P-PA-NOR-16

Scale: 1/4" = 1'-0"

B

- NOTES:
- SHADE STRUCTURE DESIGN PROVIDED FOR DESIGN INTENT AND LAYOUT ONLY. SHADE STRUCTURE TO BE DESIGN BUILD BY ARCH FAB, INCLUDING ALL STRUCTURAL ENGINEERING, MEMBER SIZING, AND CONNECTIONS DETAILS. CONTRACTOR TO SUBMIT SHOP DRAWINGS, MATERIAL SAMPLES, AND CUT SHEETS FOR REVIEW AND APPROVAL.
 - REFER TO STRUCTURAL PLANS FOR PERFORMANCE SPECIFICATIONS AND PIER DETAILS.
 - SIZE OF METAL STRUCTURAL MEMBERS SHOWN FOR REFERENCE ONLY. FINAL SIZE DETERMINED BY SHADE STRUCTURE MANUFACTURER.



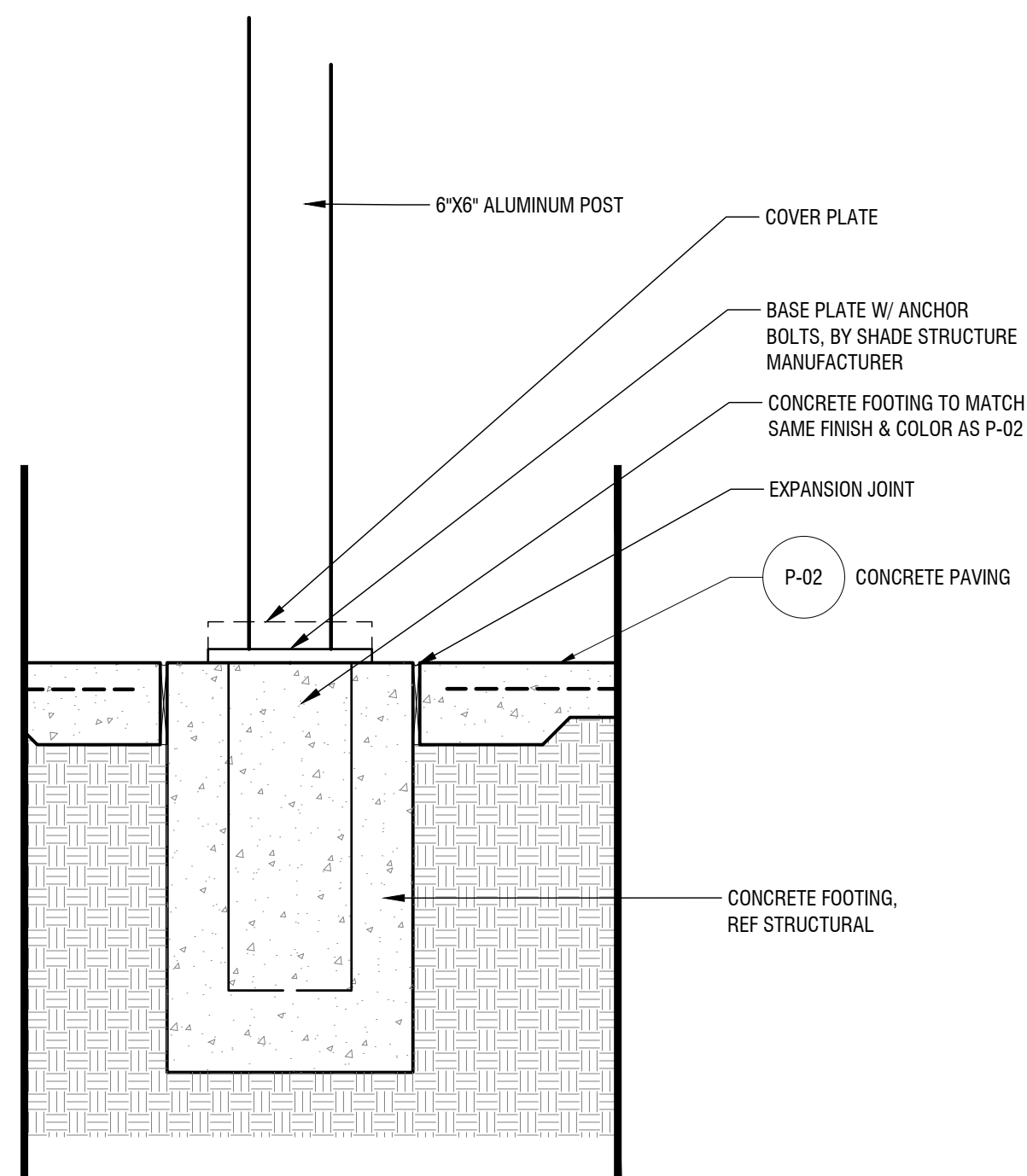
SHADE STRUCTURE BEAM CONNECTION

P-PA-NOR-19

Scale: 1" = 1'-0"

E

- NOTES:
- SHADE STRUCTURE DESIGN PROVIDED FOR DESIGN INTENT AND LAYOUT ONLY. SHADE STRUCTURE TO BE DESIGN BUILD BY ARCH FAB, INCLUDING ALL STRUCTURAL ENGINEERING, MEMBER SIZING, AND CONNECTIONS DETAILS. CONTRACTOR TO SUBMIT SHOP DRAWINGS, MATERIAL SAMPLES, AND CUT SHEETS FOR REVIEW AND APPROVAL.
 - REFER TO STRUCTURAL PLANS FOR PERFORMANCE SPECIFICATIONS AND PIER DETAILS.
 - SIZE OF METAL STRUCTURAL MEMBERS SHOWN FOR REFERENCE ONLY. FINAL SIZE DETERMINED BY SHADE STRUCTURE MANUFACTURER.



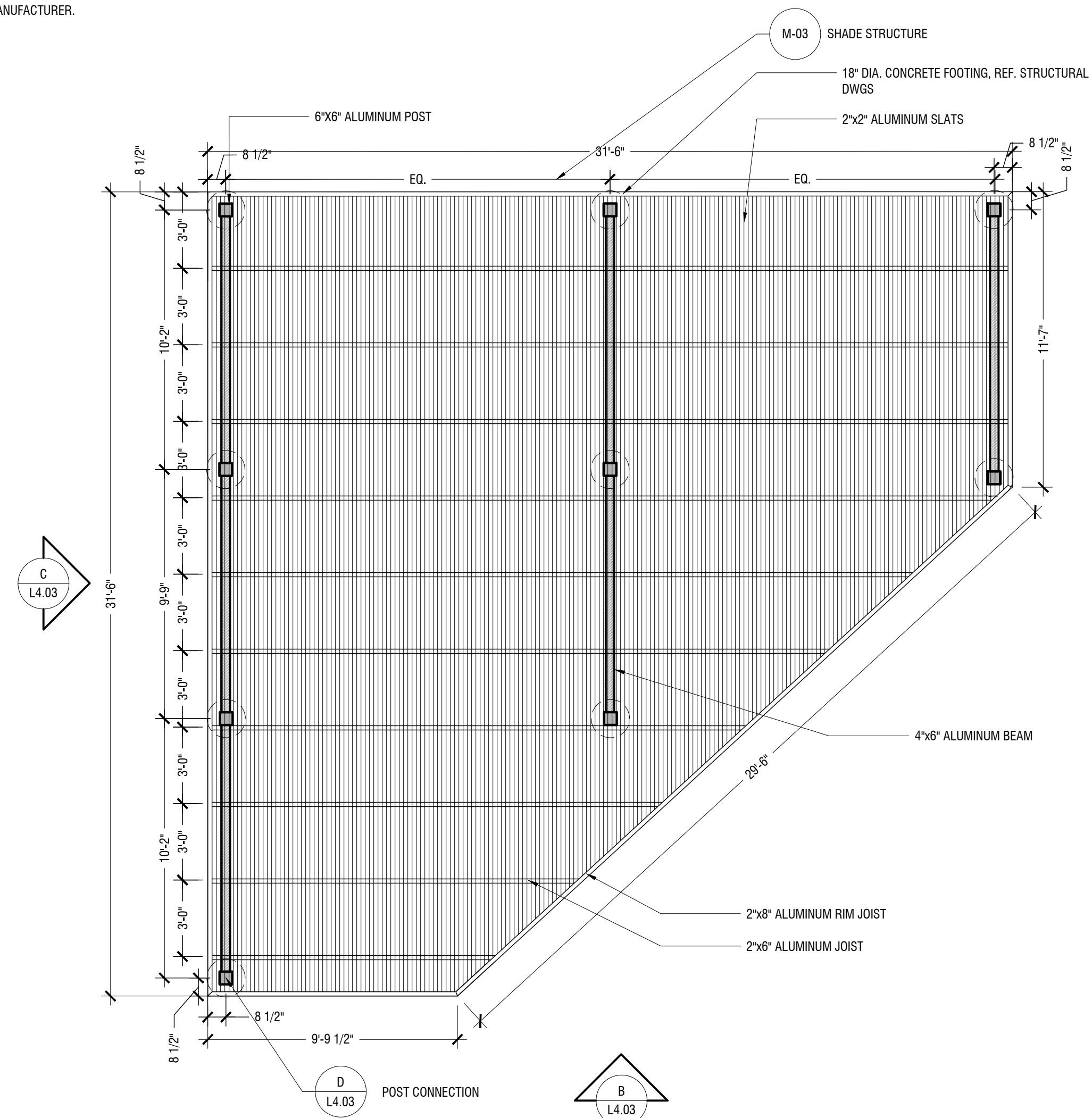
POST CONNECTION

P-PA-NOR-18

Scale: 1" = 1'-0"

D

- NOTES:
- SHADE STRUCTURE DESIGN PROVIDED FOR DESIGN INTENT AND LAYOUT ONLY. SHADE STRUCTURE TO BE DESIGN BUILD BY ARCH FAB, INCLUDING ALL STRUCTURAL ENGINEERING, MEMBER SIZING, AND CONNECTIONS DETAILS. CONTRACTOR TO SUBMIT SHOP DRAWINGS, MATERIAL SAMPLES, AND CUT SHEETS FOR REVIEW AND APPROVAL.
 - REFER TO STRUCTURAL PLANS FOR PERFORMANCE SPECIFICATIONS AND PIER DETAILS.
 - SIZE OF METAL STRUCTURAL MEMBERS SHOWN FOR REFERENCE ONLY. FINAL SIZE DETERMINED BY SHADE STRUCTURE MANUFACTURER.



SHADE STRUCTURE PLAN

P-PA-NOR-15

Scale: 1/4" = 1'-0"

A

NO.	REVISION	DATE



10.24.2023

Kimley»Horn
 © 2024 KIMLEY-HORN AND ASSOCIATES, INC.
 260 EAST DAVIS STREET, SUITE 100, MCKINNEY, TX 75069
 PHONE: 469-501-2880
 WWW.KIMLEY-HORN.COM TX F-928

**NORTHPOINTE EAST TRACT
 PUBLIC INFRASTRUCTURE**
 PFLUGERVILLE, TEXAS
 HARDSCAPE DETAILS

JOB NO. 51084-03
 DATE October 24, 2023
 DESIGNER
 CHECKED AJB DRAWN AMH
 SHEET L4.03

