

Transit Pilot Program



Pickup by METRO



Pickup Pflugerville

Start Date: March 23, 2021

One-Year Pilot

Monday – Friday

6 a.m. – 7 p.m.

<https://www.capmetro.org/pickup>

Local fare: \$1.25

Bus route connection opportunities

MetroBus:

1, 52, 135, 243, 325, 392

MetroRapid: 801

MetroExpress: 935

Points of Interest

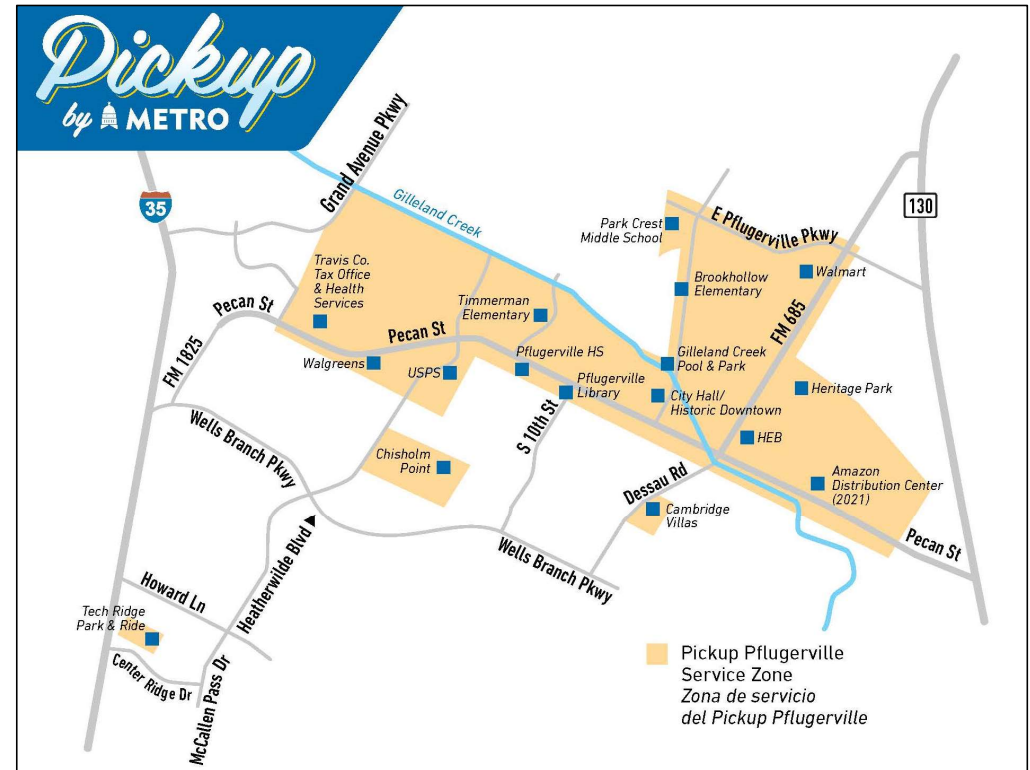
- Tech Ridge Park & Ride
- Pflugerville Library
- Walmart
- HEB
- Tax Office & Health Services
- Amazon Distribution Center



On-Demand Transportation

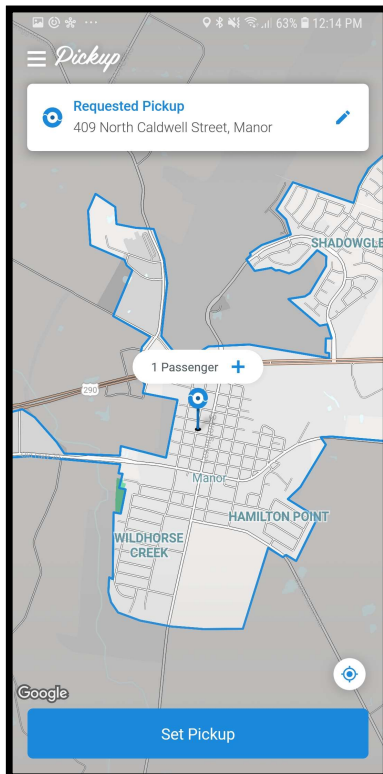
Why Pickup:

- 1st/last mile
- Transit coverage/gap service
- Partnerships
- Curb-to-curb service
- Alternative to regular bus

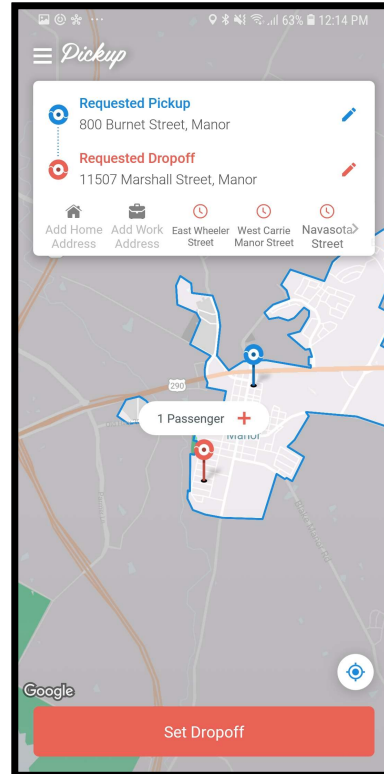




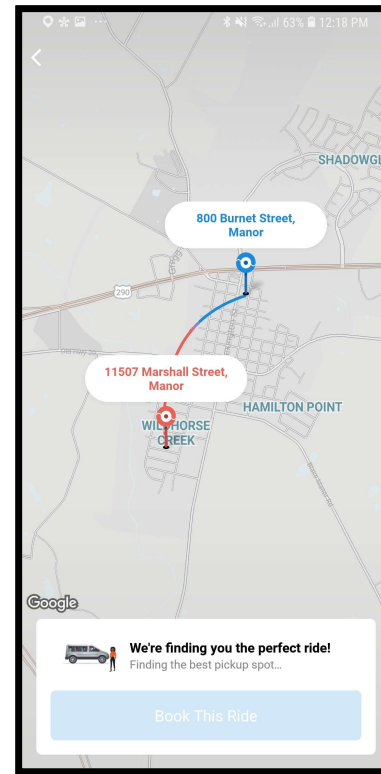
Making a Reservation



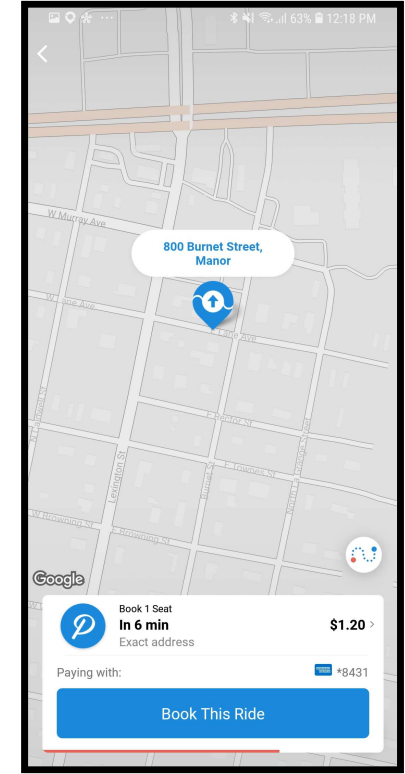
Select Pickup Location



Select Dropoff Location



Searching For Vehicle



Ride Proposal

Outreach

- Pflugerville City Hall
- Pflugerville Public Library
- Cambridge Villas (RFID)
- Presentation to Pflugerville Community Development Corporation (Amazon)
- Mailers delivered within service zone
- Brochure distribution



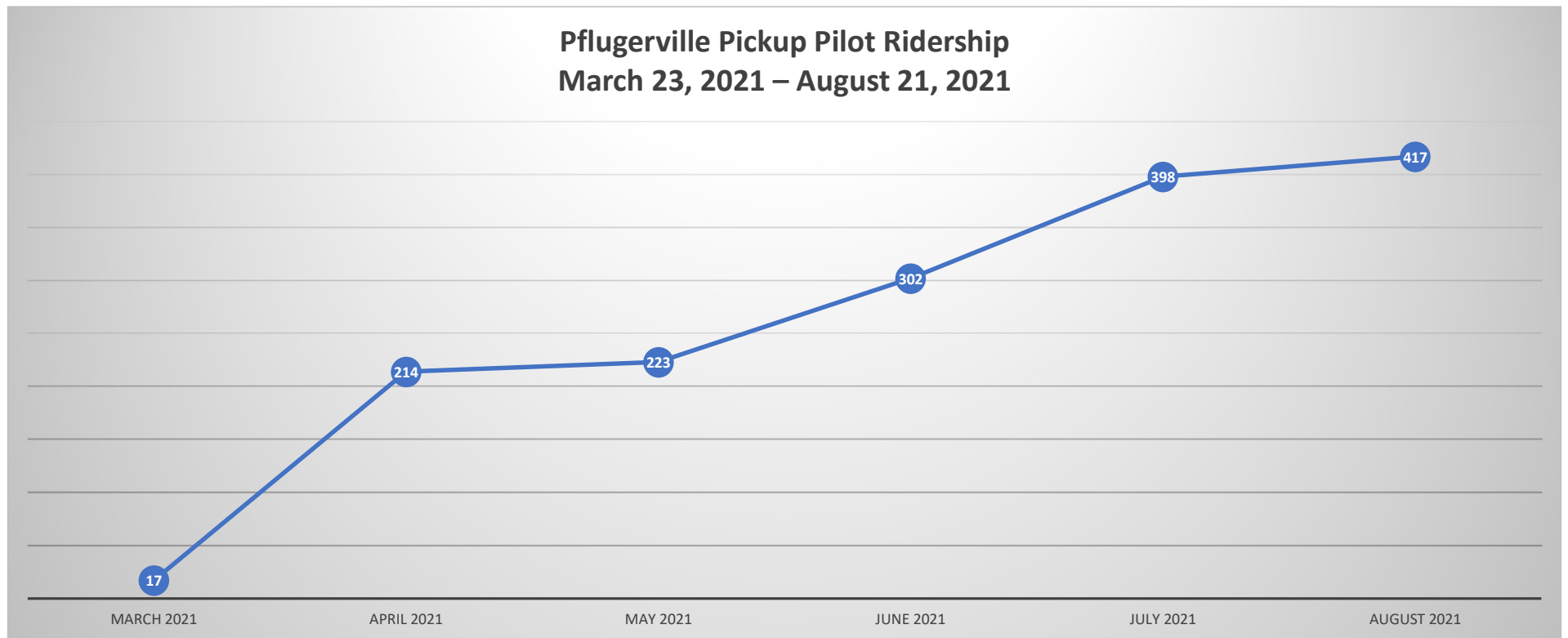
Performance Measures: Six-Month Review

- The goals were set for six (6) months and their connection to the goals of Pflugerville's TDP.
- Capital Metro can also add additional metrics that may be of importance to Pflugerville. The main requirement is that the metric must be measurable and must be within control of the Pickup operations team.
- The Parties may agree in writing to revise or add to the Metrics, so long as any revisions align with the City's Transit Development Plan, and related addendum, and are achievable in terms of performance and measurement.

Transit Development Plan (TDP) Goals

- GOAL 1: Provide a safe, reliable, efficient, and accessible transportation option for residents of and visitors to the City of Pflugerville.
- GOAL 2: Address the mobility needs of the residents of Pflugerville.
- GOAL 3: Develop a local transit system that operates effectively and continues to develop regional transit options connecting the local community to the region.
- GOAL 4: Pflugerville will have a regional transportation presence to ensure connectivity between emerging destinations and centers both within and external to Pflugerville, and to maintain a voice in regional transportation and planning cycles.

Ridership

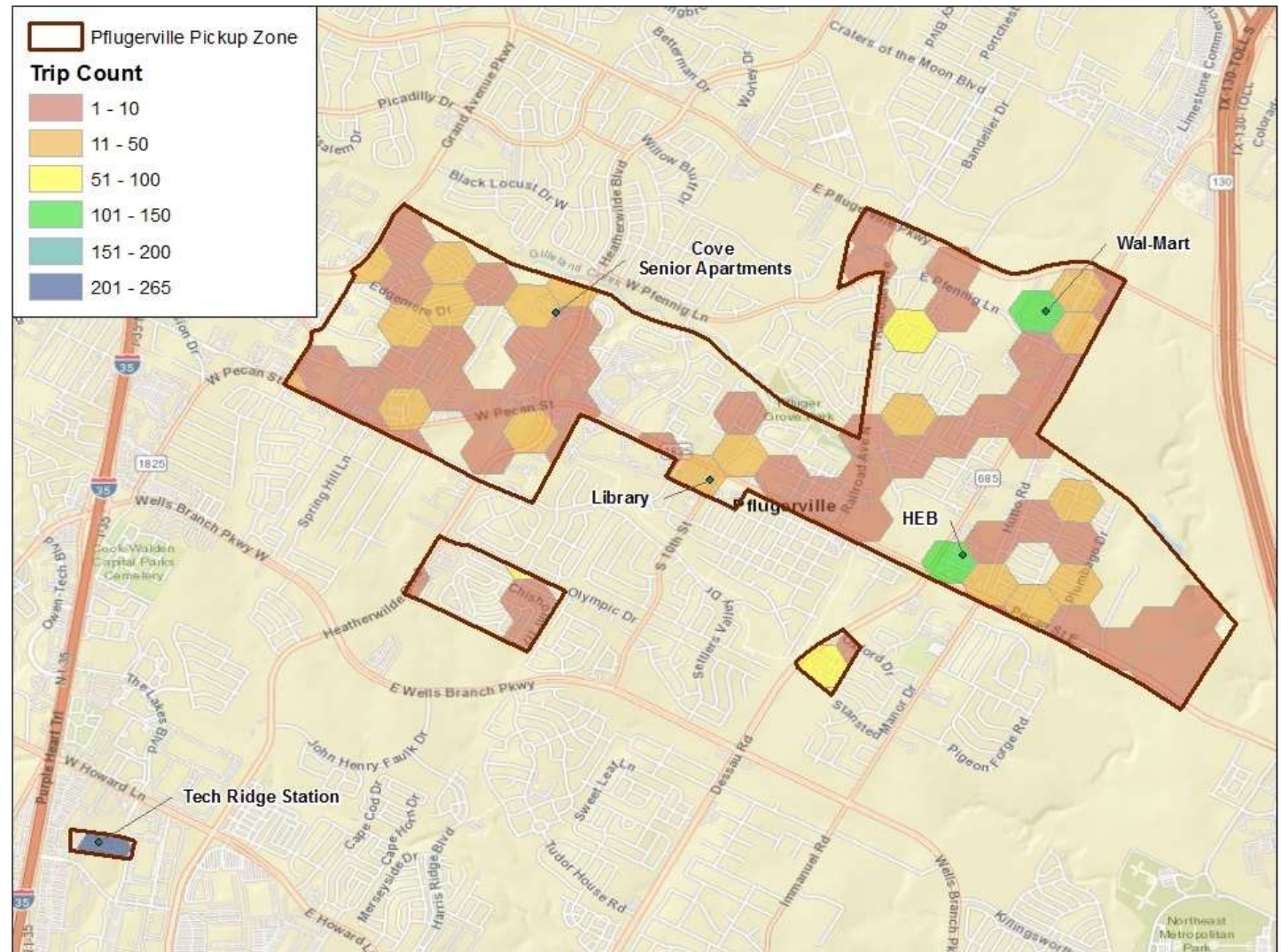


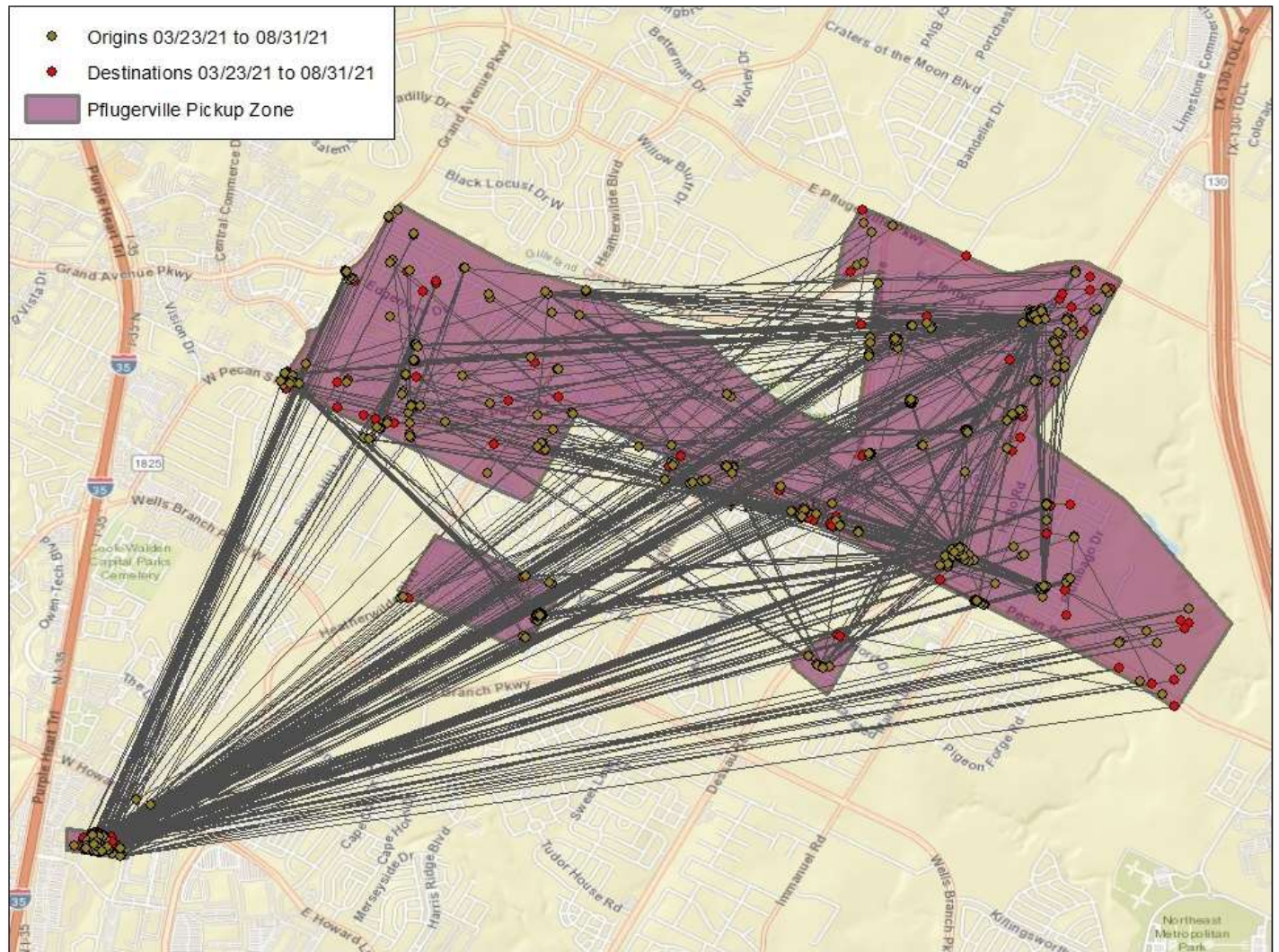
Total Ridership: 1,571

Performance Measures

Supports TDP GOAL	Performance Measures	Goal at 6 Months of service.	March '21	April '21	May '21	June '21	July '21	August '21
GOAL 1	Accident Rate (per 1,000 miles).	<1.0	0.0	0.0	0.0	0.0	0.0	0.0
GOAL 1	Arrival time within x minutes of request (system-wide maximum is 15 minutes of request).	< 12 minute average	13:05	13:49	11:32	11:45	15:28	15:50
GOAL 1	Total on-board maximum zone trip time from pickup to drop off is x Minutes (System wide maximum is 20 minutes).	< 9 minute average	13:28	11:57	12:48	12:42	12:20	12:49
GOAL 1	Utilization (Passengers per Hour) Average and best day	2.0 Avg. / 4.8 High	0.3 / 0.5	0.67 / 1.2	0.76 / 1.3	0.93 / 1.7	1.3 / 2.2	1.3 / 2.4
GOALS 1 & 2	Number of total WAV (wheelchair accessible vehicle) trips to match or exceed proportion of population in zone.	7%	21.1%	4.20%	19.40%	18.10%	20.11%	13.75%
GOAL 2	Customer Rating (out of 5 stars).	4.7	5.0	5.0	5.0	4.96	5.0	5.0
GOALS 2, 3, & 4	Average and Peak ridership per day.	Avg. 36/ Peak 50	2.4 / 5	9.7 / 17	10.6 / 19	13.6 / 24	18.1 / 29	18.9 / 34
GOAL 3	Cost effectiveness cost per passenger trip average and best day.	\$36.32 / \$26.15 Low (City Portion @60% \$21.79 & \$15.69)	\$237.81 / \$81.03	\$61.91 / \$27.79	\$68.52 / \$26.13	\$48.81 / \$23.56	\$36.89 / \$18.66	\$33.51 / \$16.51
GOALS 3 & 4	Number of customers pickup up or dropped off within 100 feet of a bus stop (Tech Ridge)	20% of passengers accessing Tech Ridge	53%	18.40%	15.20%	21.9%	18.20%	20.40%

Trip Count





Budget for One-Year Pilot

Total One-Year Estimated Budget

FTA Funding	Local Funding (City of Pflugerville)	Estimated Fully Allocated Cost of One-Year Pilot
\$200,157	\$310,235	\$510,392

Total Costs from March 23, 2021 through July 31, 2021

FTA Funding	Local Funding (City of Pflugerville)	Total
\$55,634	\$83,452	\$139,086

Pflugervilletx.gov/pickup

